




GLENN COUNTY COVID-19 RECOVERY & REOPENING PLAN



GLENN COUNTY
MAY 11, 2020

Contents


Record of Plan Approval	2
Overview	3
California’s Roadmap to Recovery Six Indicators	4
Public Health & Medical System	5
COVID-19 Cases.....	5
Contact Tracing.....	5
Testing.....	7
Healthcare Surge.....	8
Resources.....	9
Vulnerable Populations.....	10
Mitigation Measures.....	11
Reopening Plan	13
Phase 1:.....	13
Phase 2A:.....	13
Phase 2B:.....	15
Glenn County – Moving Further into Phase 2	15
Lower Risk Workplaces & Childcare reopening in 2B.....	15
Phase 2B Workplace Basic Guidelines:	15
Phase 2B Sectors that remain closed.....	18
Phase 3	20
Low-Medium Risk Activities & Workplaces Reopening in Phase 3.....	20
Phase 3 General Guidance	20
Phase 3 Sectors that remain closed.....	22
Phase 4	23
APPENDIX A – Face Coverings.....	24
What is a face covering?.....	24
When to wear Face Coverings	24
APPENDIX B – Guidance by Sector.....	25

Record of Plan Approval

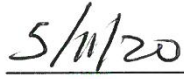
Signature Page

Glenn County COVID-19 Recovery & Reopening Plan

The following signatories have authorized this Plan for implementation and use in response and recovery to COVID-19.



Jared Garrison, DO, Health Officer, MHOAC




Date



Richard L. Warren, JR., Sheriff-Coroner

Director of Office of Emergency Services



Date

Overview

Glenn County is a small, rural community situated in the Sacramento Valley approximately an hour north of Sacramento. The community is made up of approximately 29,132 residents and is comprised of two incorporated cities: Orland and Willows.

A substantial amount of workers fall into the sixteen essential business sectors. Agriculture and manufacturing form the core of the economy for the County. Professional offices, retail businesses, personal care services, restaurant, hospitality, and healthcare provide essential services to our residents and to our local economy. Every business serves an essential function to ensure a sustainable life for our residents.

The health of our community is of the utmost importance, especially as we traverse through the landscape that has been forever touched by emerging infectious disease, SARS-COVID 19. The health of our community is not predicated by one disease but by the many elements.

Health is a state of complete physical, mental and social well-being and not merely the absence of disease. Many factors comprise a healthy community and promote individual health. Economic health contributes to individual and communal physical, mental and social well-being. One without the other leads to health based deficits.

Through the protection of one element of health, based on a single disease, we have risked deficits in all areas of health: physical, mental, social, and economic health. Delayed preventive and even emergent healthcare, social isolation, and economic loss now endanger the health of our community.

It is essential for our community to move from response to recovery & sustainment phase. Our response has diminished due to inactivity of the virus. Recovery now will promote the overall health and well-being of our community and provide the ability for our small, rural community to survive.

Recovery and sustainment phase for our rural community will need to move more efficiently, permitting our small businesses to reopen on a local timeline that balances economic, social, and physical health. Sustainment will focus on how to manage the disease while limiting the impact on daily life.

This Plan will discuss the health indicators and benchmarks set forth by California Department of Public Health and will identify Glenn County's capacity for achieving those health standards. The Plan subsequently addresses phased reopening of the economy and community.

California's Roadmap to Recovery Six Indicators

- **Indicator 1.** The ability to monitor and protect our communities through testing, contact tracing, isolating, and supporting those who are positive or exposed.
- **Indicator 2.** The ability to prevent infection in people who are at risk for more severe COVID-19.
- **Indicator 3.** The ability of the hospital and health systems to handle surges.
- **Indicator 4.** The ability to develop therapeutics to meet the demand.
- **Indicator 5.** The ability for businesses, schools, and child care facilities to support physical distancing.
- **Indicator 6.** The ability to determine when to reinstitute certain measures, such as the stay-at-home orders, if necessary.

These six indicators are designed to:

- Ensure our ability to care for the sick within our hospitals,
- Prevent infection in people who are at high risk for severe disease,
- Build the capacity to protect the health and well-being of the public, and
- Reduce social, emotional and economic disruptions.

This plan will address public health and medical capacities to support efficient reopening and sustained management of the disease in Glenn County. The following topics will be addressed:

- **Cases of COVID-19 in Glenn County**
- **Contact Tracing**
- **Testing**
- **Healthcare Surge**
- **Resources: Personal Protective Equipment, Medical Surge Cache**
- **Vulnerable Populations**
- **Mitigation Measures**

Public Health & Medical System

COVID-19 Cases

Glenn County has had a total of 6 confirmed cases of COVID-19, 5 of which have recovered as of May 11, 2020. The first case was confirmed on March 27, 2020. Glenn County experienced approximately one case of COVID-19 a week during the period of March 27th through May 7th, the date of the last confirmed case. During one week in April, a period of overlap occurred in which there were two active cases, household contacts.

The impact of illness from COVID-19 on Glenn County has been minimal. The impact of illness on the thirteen counties that comprise Region III of northern California has been limited, totaling one hundred and fifteen cases over the six weeks period.

California provided the counties with a metric for incidence of COVID-19 illness. The metric to be met is a disease incidence rate of 1 per 10,000 capita. With a population of 29,132, the acceptable rate of disease is 2.9 cases during the past fourteen day period. Glenn County meets this metric, with only 1 active case during the past 14 day period.

Contact Tracing

Glenn County Public Health has a detailed plan to guide response to an infectious disease emergency, entitled the Glenn County Special Pathogens Infectious Disease Emergency Response Plan (SPIDER). The SPIDER Plan provides guidance and procedures for the identification, investigation, and mitigation of highly infectious disease including emerging or novel viruses, such as SARS-COVID 19. The SPIDER plan provides communicable disease staff with strategies and tactics to employ in response to an infectious disease emergency. One such strategy is contact investigation or tracing.

Contact tracing is a part of the disease investigation. Contact investigation is used to identify contacts to an infectious case, evaluate contacts for infectious disease, recommend strategies to treat and/or prevent infectious disease in the individual contact, and interrupt the transmission of disease. Contact tracing is utilized by public health as a strategy to identify and mitigate the further spread of disease.

Glenn County Public Health has highly skilled, veteran staff in the field of communicable disease. The disease investigation team is comprised of public health nurses, public health emergency preparedness program staff, case managers, and health educators. Through the

Public Health Emergency Preparedness program, annual training is provided by the Regional Epidemiologist to public health staff on disease surveillance, contact tracing and other facets of epidemiology.

Glenn County has nine staff trained in disease investigation, as well as four staff from Environmental Health and Office of Emergency Services. Just in Time training materials and COVID-19 specific disease investigation scripts have been developed by the regional epidemiologist. These materials can be used to increase capacity for contact tracing. Public Health is a division of the Health and Human Services Agency. Health and Human Services Agency employs a significant number of staff that perform client based functions including case managers, eligibility workers, health educators, and counselors. Additional staff may be employed in disaster service and provided just in time training to assist during a public health surge.

Per procedures identified in the SPIDER Plan, Glenn County Public Health contacts all individuals who test positive for COVID-19 to confirm ability to isolate. Cases are monitored daily until released from isolation. Glenn County Public Health contacts all contacts to a positive case as identified in the contact investigation. Follow up with each contact is performed including monitoring for fourteen days post exposure. Case contacts are provided with current guidelines for COVID-19 exposure.

The State has identified the metric of 15 contact tracing staff per 100,000 capita. With a population of 29,132, that equates to 4 contact tracers. Glenn County surpasses the State metric with 13 contact tracers and confirms that it is able to meet the demand for contact investigation and tracing to respond to a surge in cases during COVID-19.

Testing

Testing is essential to confirm the presence of disease. Glenn County continues to promote the use of CDPH criteria for testing priority for COVID-19. Testing in Glenn County was inherently limited during March and April due to strict testing protocols and limited testing supplies. May has seen a reprieve in both areas with a modification on testing protocols and an increase in testing supply availability.

Glenn County has five testing sites within the county, covering each of the populated areas of Willows, Orland, and Hamilton City. In addition, two State provided testing sites are less than 30 minutes from Glenn County and co-located in cities that many of our residents already travel to receive healthcare services.

As of plan writing, Glenn has performed 162 tests for a per capita rate of 0.5561%. This rate is in line with other north state counties, but is generally low according to the State metric. However, the rate is low due to strict testing criteria for a number of weeks and low overall illness in the County. We anticipate this rate to increase with the increase in testing sites, increase in testing supplies, and opening up of testing criteria to allow for more people to now qualify for testing.

The State has issued the following metric for testing: 1.5% per 1,000 population. With a population of 29,132 in Glenn County, our testing metric is 44. At the time of writing, Glenn County has the capacity to test more than 600 people at the 5 locations within the county, as well as additional capacity through use of 2 state testing sites available in neighboring counties, meeting the 14 day metric for testing capacity.

Healthcare Surge

Glenn County healthcare system includes one acute care hospital, six clinics, one skilled nursing facility, one assisted living facility complex, one home health provider, and a number of private providers. The north state is very regional in nature in regards to healthcare delivery. Neighboring counties often provide healthcare for our residents, with six hospitals providing services to our residents.

Glenn Medical Center (GMC) is located in Willows, CA. This hospital is licensed for forty-seven beds, however, staffs for a census of 25 beds. GMC has not exceeded the daily census of 25 inpatients in the past decade. This allows for readily available surge during a health emergency, such as COVID-19. GMC is able to effectively surge and additional 47% while still in licensed capacity. During a declared health emergency, additional surge outside of inpatient areas may occur. GMC is has documented the ability to further surge to a total of 65 inpatients beds through the use of hallway beds, outpatient space and the addition of the Glenn County Operational Area Mobile Field (tent) Hospital. This accounts for an additional 18 beds above licensed capacity or an additional 38% surge. The total surge capability of 40 beds above daily census provides an 85% total surge capacity.

The State has provided the metric of 35% surge capacity of the licensed beds. For Glenn County, this is 16.5 beds. Glenn County is able to meet and surpass this metric, up to 40 surge beds available.

Resources

Glenn County Public Health has administered the Public Health Emergency Preparedness (PHEP), Pandemic Influenza, and Hospital Preparedness Program (HPP) grants for over 15 years. The Glenn County Public Health Emergency Preparedness program is integrated with the Glenn County Office of Emergency Services (OES). The OES has administered the Emergency Management Performance Grant (EMPG) and Homeland Security Grant Program (HSGP) for nearly 20 years. The unified program provides a central point of coordination and communication for all essential response sectors including EMS, law enforcement, fire, healthcare, public health, mental health, environmental health and social services.

Through the grant programs, Glenn County has built a robust emergency response program which includes a cache of equipment and supplies for response to incidents including infectious disease and healthcare surge.

This local cache of supplies and equipment provides emergency resources for public health, healthcare and first responders. The cache includes medical surge supplies required to assist the hospital in the addition of surge beds. Additionally, it provides necessary Personal Protective Equipment (PPE) for response to an infectious disease, such as COVID-19.

The Emergency Operations Center (EOC) is a unified organization between OES and Public Health. The EOC – Logistics Section is coordinating resource requests and supply delivery to all frontline, essential sectors including healthcare, EMS, fire, law, mental health, environmental health, and social service providers during COVID-19.

Healthcare and EMS partners are requested to provide a situational report update twice a week to the EOC. Included in this situation report is information on the status of the facility, number of patients seen and/or tested for COVID like illness, and required resources to continue delivery of services. In addition to the situation report, a resource request form is provided for providers to identify any resource needs to continue delivery of services. First responder agencies and auxiliary partner (social services, mental health, and environmental health) are provided with the resource request form and are requested to communicate directly with the EOC as needs arise.

Partners including our skilled nursing facility, fire, and law enforcement have cited the ability to order PPE through normal supply chain. At this time, Glenn County has an adequate cache of PPE (*inventory documented and maintained by EOC Logistics*) to continue filling any provider partner requests.

The State has provided the metric of having PPE available to sustain response of essential workers and providers, who may have direct contact with a COVID patient, for a 14 day period. The State also provides the metric of ensuring local Skilled Nursing Facility and the

hospital has sufficient PPE for a 14 day period. Glenn County confirms that it is able to meet the PPE needs for response to COVID-19 for a 14 day period.

Vulnerable Populations

Elderly, those with chronic conditions, and homeless are some the most vulnerable populations when it comes to any disease. COVID-19 is no different. Protection of the vulnerable and high risk populations is of the utmost importance.

Through the Glenn County Healthcare Coalition, agencies including Far Northern Regional Center, Home Health, Skilled Nursing Facility, Long Term Care Facilities, and Health and Human Services Agency (HHS) coordinate and collaborate to ensure the health and well-being of our vulnerable populations before, during, and after disasters including COVID-19.

The Emergency Operations Center (EOC) has a medical and health liaison who connects routinely with representatives from facilities representing medically vulnerable populations. The Care and Shelter Branch Coordinator of the EOC works directly to assist vulnerable populations such as elderly, children, and people experiencing homelessness with access to food, shelter, and hygiene to improve resilience in the wake of COVID-19.

The State has provided the metric of ability to provide temporary emergency housing to 15% of residents experiencing homelessness. Glenn County has an approximate homeless population of 65. 15% of 65 is 9. Glenn County has the ability to temporarily house more than 9 individuals experiencing homelessness and at risk for COVID-19 due to exposure.

Glenn County received COVID-19 Project Room Key grant funds that are reserved to assist with people experiencing homelessness who are either ill with COVID-19 or are a contact to a case of COVID-19. In addition to Project Room Key, HHS has housing funds through MHSA to assist with emergency housing of high risk individuals experiencing homelessness.

Mitigation Measures

Glenn County Public Health has a detailed plan to guide response to an infectious disease emergency, entitled the Glenn County Special Pathogens Infectious Disease Emergency Response Plan (SPIDER). The SPIDER Plan provides guidance and procedures for the identification, investigation, and mitigation of highly infectious disease including emerging or novel viruses, such as SARS-COVID 19. The SPIDER plan provides public health with a series of mitigation and containment measures that can be implemented to minimize the spread of infectious disease in the community.

The SPIDER Plan Mitigation section provides detailed protocols for implementing both individual and community level mitigation and containment strategies. Targeted mitigation and containment measures will be utilized whenever possible.

Should an increase in illness occur, targeted mitigation measures will be employed as determined by Public Health. This could include one or more of the following:

- Increased monitoring of exposed contacts
- Stricter quarantine of contacts
- Increased recommended use of PPE
- Recommended reduction in worksite staff
- Sanitation of a specific facility
- Closure or partial closure of a specific facility
- Recommended reduction in social gatherings
- Closure or partial closure of congregate settings
- Return to takeout only options for restaurants
- Cancellation of non-essential travel
- Cancellation of elective procedures

Should the increase in community spread of illness be significant, regression to a prior phase may be employed.

The following data sources will be used for surveillance and monitoring for disease activity:

- Regional medical and EMS data will be monitored
- Local healthcare facilities will continue to provide at least weekly situation reports
- Local and regional testing will be monitored
- Case investigation and contact tracing will be conducted
- Coroner reports will be reviewed

The data sources are currently reviewed daily by the EOC – Public Health branch.

Triggers for prompting the increased use of mitigation and containment strategies:

- Illness outbreak of more than 5 unlinked cases in a 14 day period
- Illness (multiple cases) in a Skilled Nursing or Long Term Care facility
- Increased COVID-like illness as reported healthcare partners in a situation reports and EMS data
- Increased exposure from a documented case (i.e. positive case exposed multiple people at a workplace or other identified point source)
- Increase in COVID deaths

For additional information mitigation and containment strategies, refer to the Glenn County Public Health SPIDER Plan.

Reopening Plan

Reopening the community and economy of Glenn County must be a health-based, phased approach. This Plan provides guidelines for a phased reopening during COVID-19 developed by the Glenn County Public Health in coordination with the Glenn County Office of Emergency Services.

The local plan is based on the National Plan for Opening up America Again and integrates aspects of the [State's Resilience Roadmap](#). This plan is a phased plan that will allow for a slow and steady pace to return our community to normal operations. This is necessary to continue to limit the spread of COVID-19 disease. This Plan may be incrementally based on health indicators and does not provide specific dates for every phase. This plan also allows for targeted mitigation measures, as well as the regression to a prior phase should a spike in community transmission of COVID-19 occur.

This plan is not meant to be prescriptive but rather assistive. The guidelines should assist our community members and business operators in a healthy reopening and return to normal. **Community support and personal responsibility is critical for this plan to work.** We ask that each resident of Glenn County make informed decisions to keep yourself and your family healthy throughout the duration of this pandemic.

There are four phases of the pandemic reopening process. In addition phase two is broken into a phase 2A and 2B to allow for local variation from the State phase process. The implementation of this variation will take place after a formal application process through the State.

The plan to Reopen Glenn County is based on State guidance as of May 8, 2020, and will change as the State Resilience Roadmap changes. The plan was developed using best available information.

Phase 1:

State Stay at Home Order in place. Release date: May 8, 2020.

Phase 2A:

Opened May 8, 2020.

The State outlined a resilience roadmap for modifying the Stay-at-Home Order. As of May 8, 2020 the State indicates the following are allowed with no local action. Review the [State guidance online](#) for full details.

- Curbside retail, including but not limited to: bookstores, jewelry stores, toy stores, clothing stores, shoe stores, home and furnishing stores, sporting goods stores, antique stores, music stores, florists.
- Supply chains supporting the above businesses, in manufacturing and logistical sectors.

Individuals:

- **Anyone who is feeling ill should stay home.** A person ill with COVID-19 symptoms should remain isolated at home for no less than 7 days from onset of symptoms, or 3 days past fever whichever is longer. Consult with your healthcare provider.
- **Continue physical distancing** – When in public, maximize physical distance from others (at least six feet).
- **Maintain good hygiene practices** – Washing hands, use hand sanitizer, cleaning frequently touched surfaces, and covering coughs & sneezes.
- **Face coverings** – Individuals are encouraged to wear face coverings when in public. See Appendix A for Face Covering Guidance.
- **Vulnerable (high risk) individuals** – are encouraged to stay at home. Households with vulnerable members should be aware that other members of the household may increase risk of transmission if resuming normal activities. Precautions should be taken to protect the vulnerable household members.
- **Non-essential travel is discouraged.**
- **No social gatherings at this time.** Limit contact to household contacts.

Phase 2B:

Glenn County – Moving Further into Phase 2

The State issued guidance that counties may move further into Phase 2 and allow businesses to reopen with greater operations once businesses meet mitigations measures to slow the spread of COVID-19. The guidance allows counties to attest to local readiness and move through Stage 2 and reopen more businesses before the State as a whole.

Phase 2B OPEN– May 13, 2020.

CDPH has granted local variance as of May 13th for the immediate reopening of Phase 2B. The variance can be found at:

<https://www.cdph.ca.gov/Programs/CID/DCDC/Pages/COVID-19/Local-Variance-Attestations.aspx>

Lower Risk Workplaces & Childcare reopening in 2B

The following sectors may reopen under phase 2B:

- **Personal services, limited to:** car washes, pet grooming, tanning facilities, and landscape gardening.
- **Office-based businesses**
- **Dine-in restaurants**
- **Outdoor recreation**
- **Childcare**

Phase 2B Workplace Basic Guidelines:

The following provides general guidance for return to work and business for sectors included in phase 2B. Please refer to sector specific guidance documents for detailed information and restrictions on our website: www.countyofglenn.net/covid19

Work & Business:

- **Return to work and business should be phased, provide appropriate physical distancing measures, and ensure sick employees do not come to work. This will be phased across 2A, 2B, and 3.**
 - Office based work should continue to allow for tele-work as much as possible.
 - Meeting rooms, break rooms and other common areas should remain closed or be limited in capacity to provide physical distancing between employees.
 - If you are a medium to large employer, return employees back to work in phases, rather than all at once. This will maintain physical distancing in the workplace.

- Protection and accommodations should be provided to employees who are high risk for COVID-19.
- Clean frequently touched surfaces.
- Ensure sick employees remain at home or go home immediately if they become ill at work.
- Face coverings – Individuals are encouraged to wear face coverings when in public. See Appendix A for Face Covering Guidance.

- **Businesses (stores and offices) may reopen***
 - **Owners and operators are encouraged to limit the number of staff and clients in the building at a given time.**
 - Optimally less than 10 people in a small store or office.
 - 50% capacity for larger buildings.
 - Physical distancing of 6 feet or more should be maintained as much as possible to limit the number of exposures.
 - Provide as many services as feasible with limited contact for example:
 - Online or phone orders with in store or curbside pickup
 - Limiting number of clients in a lobby or waiting area
 - Staggering appointments
 - Clean frequently touched surfaces.
 - Recommend use of technology based services for groups and meetings whenever possible.
 - ** Licensed providers such as insurance and real estate agents etc. should refer to State Licensing Board and National Associations for guidelines, provisions, requirements, and timelines for reopening.*

- **Medical, dental, and optometry offices may reopen***
 - Ensure adequate PPE is available to provide safe services to your clients
 - Limiting number of clients in a lobby or waiting area
 - Staggering appointments
 - Elective surgeries may resume, as clinically appropriate.
 - **Licensed providers such as, dental, medical etc. should refer to State Licensing Board and National Associations for guidelines, provisions, requirements, and timelines for reopening.*

- **Retail stores may reopen for shoppers**
 - **Owners and operators are encouraged to limit the number of staff and clients in the building at a given time.**
 - Optimally less than 10 people in a small store or office.
 - 50% capacity for larger buildings.
 - Physical distancing of 6 feet or more should be maintained as much as possible to limit the number of exposures.
 - Provide as many services as feasible with limited contact for example:
 - Online or phone orders with in store or curbside pickup
 - Limiting number of clients in a lobby or waiting area
 - Staggering appointments
 - Clean frequently touched surfaces.

- **Restaurants may reopen for limited dine in options.**
 - Tables must allow for appropriate physical distancing.
 - No more than 50% capacity should be reached to promote physical distancing.
 - Take out options should continue to be promoted.
 - Frequent cleaning and sanitation must occur.
 - *Additional procedures and restrictions may apply. Refer to State provisions related to licensing for establishments*

- **Animal care services may reopen to include groomers, shelters, and kennels***
 - Limit staff in building at one time. Stagger work schedules.
 - Physical distancing of 6 feet or more should be maintained as much as possible to limit the number of exposures.
 - Provide as many services as feasible with limited contact for example:
 - Service provider accepts animal for service at curbside.
 - Staggering appointments.
 - Frequent cleaning and stringent hygiene required to operate.

- **Childcare may reopen.**
 - **Childcare groups should not exceed 10**
 - If multiple groups of children are within the same facility, keep the same childcare worker with the same children and do not intermingle children across groups
 - **Anyone who is feeling ill should stay home.** A person ill with COVID-19 symptoms should remain isolated at home for no less than 7 days from onset of symptoms, or 3 days past fever whichever is longer. Consult with your healthcare provider.
 - **Maintain physical distancing** – of 6 feet or more as much as possible

- **Encourage good hygiene practices** – Washing hands, use hand sanitizer, cleaning frequently touched surfaces, covering coughs & sneezes, consider wearing a face mask in public.
- Clean frequently touched surfaces.
- **Outdoor recreation may open (if not already open).**
 - Hiking, biking, and walking paths, parks, outdoor day use facilities, campgrounds, any non-congregate outdoor activities.
 - Physical distancing and sanitation of facilities should be promoted and maintained.
 - If equipment is provided it should be cleaned after use (example: golf course providing golf clubs or golf carts).
 - Congregate settings such as athletic fields, pools, organized team sports, etc. should remain closed and/or cancelled.

**Refer to additional guidance document for each type of business sector available on www.countyfoglenn.net/covid19*

Phase 2B Sectors that remain closed

What should remain closed during phase 2B:

- Gyms and fitness centers
- Personal care services to include: Cosmetology, barbers, tattoo parlors, massage
- Bars
- Public and community pools
- Organized sports (all ages)
- Large, congregate settings, examples:
 - Schools
 - Camps
 - Churches, synagogues, mosques, temples
 - Theaters
 - Fairs
 - Outdoor spectator sport venues
- Senior residential and care facilities should remain closed to non-essential visitors.

Phase 2 will stay in place and be evaluated by local officials.

- **Should an increase in illness occur, targeted mitigation measures will be employed as determined by Public Health.**
- **Should the increase in community spread of illness be significant, the public will be asked to return to stricter protocols.**
- **Should no significant increase in cases occur; the Health Officer will recommend movement to phase three for reopening which allows for decrease in recommended restrictions.***
 - ***Phase 3 reopening will be coordinated with the State, under recommendation of the local Health officer***

Refer to Mitigation section of the Recovery Plan for evaluation, triggers and implementation of mitigation measures.

Phase 3

Phase 3 will see the addition of higher risk exposure activities and business sectors. These sectors are rated from medium-low to medium risk. This phase may be opened up in small increments or all at once, as determined by the Health Officer.

The County continues to advocate for local authority to move through phase 3 based on local conditions. Licensed providers such as cosmetology, dental, medical etc. should refer to State Licensing Boards for additional guidelines, provisions, requirements, and timelines for reopening.

Phase 3 will begin upon approval of the Local Health Officer and coordinated consent from the State.

Date will be announced publicly upon activation or partial activation of phase 3.

Low-Medium Risk Activities & Workplaces Reopening in Phase 3

- Personal Care Services
- Gyms & Fitness Facilities
- Bars
- Social gatherings
- Travel
- Congregate settings

Phase 3 General Guidance

The following provides general guidance for activities and business sectors included in phase 3. Please refer to sector specific guidance documents for detailed information and restrictions on our website: www.countyofglenn.net/covid19

Individuals & General Activities

- **Social Settings** – Gatherings should be limited, *amount To Be Determined*.
 - In addition to social settings, this applies to organized activities, groups, meetings, religious groups etc.
 - Utilize outdoor venues when practical
- **Travel may resume**
- **Organized team sports may resume** with appropriate physical distancing & hygiene protocols.

Businesses

- **Bars may open** with appropriate physical distancing and limited occupancy.
- **Personal Services (cosmetology, barber, massage, tattoo etc.) may reopen only under strict adherence of physical distancing and frequent sanitation**
 - Limit the number of staff and clients in the building at a given time.
 - Optimally less than 10 people.
 - No more than 50% capacity.
 - Clients must be a minimum of 6 feet apart
 - Limit one person per service provider at a time.
 - **Face coverings** – Individuals are encouraged to wear face coverings when providing personal care services. *See Appendix A for Face Covering Guidance.*
 - *If you are licensed by the State, please refer to your licensing Board for additional guidelines, provisions, and requirements related to your particular profession.*

**See Personal Care Services Health & Safety Guidance Document*

- **Gyms may reopen only under strict adherence of physical distancing and frequent sanitation**
 - Limit the number of clients at a given time
 - Spread out equipment or only allow the use of every other workout station
 - Clients must be a minimum of 6 feet apart
 - Class based workouts should remain cancelled
 - Equipment and frequently touched surfaces must be sanitized between

**See Gym and Indoor Exercise Facility Health & Safety Guidance Document*

Group Activities & Congregate Settings

- **Group activities: Social and Business** – Gatherings should be limited, *amount To Be Determined.*
 - This applies to organized activities, groups, meetings, religious groups etc.
 - Utilize outdoor venues when practical
- **Congregate settings may open** with appropriate physical distancing, hygiene protocols, and limited capacity (*capacities TBD at a later date*):
 - Schools

- Camps
- Organized youth activities
- Organized sports
- Churches, synagogues, mosques, temples
- Theaters

Phase 3 Sectors that remain closed

What should remain closed during phase 3:

- **Congregate settings**
 - Fairs
 - Outdoor spectator sport/music venues

Phase 3 will stay in place and be evaluated by local officials.

- **Should an increase in illness occur, targeted mitigation measures will be employed as determined by Public Health.**
- **Should the increase in community spread of illness be significant, the public will be asked to return to stricter protocols.**
- **Should no significant increase in cases occur; the Health Officer will recommend movement to phase four for reopening which allows for decrease in recommended restrictions.***
 - ***Phase 4 reopening will be coordinated with the State, under recommendation of the local Health officer***

Refer to Mitigation section of the Recovery Plan for evaluation, triggers and implementation of mitigation measures.

**Refer to additional guidance document for each type of business sector available on www.countyofglenn.net/covid19*

Phase 4

Phase 4 will see the addition of high risk exposure activities and business sectors. These sectors are rated from medium to high risk. This phase may be opened up in small increments or all at once, as determined by the Health Officer.

Phase 4 will begin upon approval of the Local Health Officer and coordinated consent from the State.

Date will be announced publicly upon activation or partial activation of phase 4.

Changes from Phase 3:

- **Bars and restaurants may resume normal business and capacities.**
- **Gyms may resume normal operations.**
- **Community and public pools may reopen.**
- **All congregate venues may reopen.**
- **Senior residential and healthcare facilities can resume visitation procedures.**
- **Physical distancing and capacity restrictions removed from worksites, businesses, schools, and congregate venues.**
- **Social gatherings and group activities may resume without restrictions.**

Phase 4 will stay in place and be evaluated by local officials.

- **Should an increase in illness occur, targeted mitigation measures will be employed as determined by Public Health.**
- **Should the increase in community spread of illness be significant, the public will be asked to return to stricter protocols.**

Refer to Mitigation section of the Recovery Plan for evaluation, triggers and implementation of mitigation measures.

APPENDIX A – Face Coverings

What is a face covering?

A face covering is a covering made of cloth, fabric or other soft or permeable material, without holes, that covers the nose, mouth and chin. A facial covering should not hide or obscure the eyes. Examples of facial covering includes a scarf, bandana, or neck gaiter. Facial coverings can be cleaned via laundering in the warmest setting possible and dried.

When to wear Face Coverings

- *When Indoors:* Wear Face Coverings while indoors when social distancing of six feet or more cannot be achieved between persons from separate households. When a person is in their residence, they do not need to wear a facial covering. When a person is alone or with only their household members, they do not need to wear a facial covering.
- *When Outdoors:* Wear Face Coverings when outdoors and social distancing of six feet or more cannot be achieved between persons from separate households. Wearing a Face Covering is not required while engaging in outdoor recreation such as walking, hiking, bicycling, or running. But each person engaged in such activity should comply with social distancing recommendations including maintaining at least six feet of separation from all other people not part of the same household to the greatest extent possible. Additionally, each person engaged in such activity should bring a Face Covering and wear it at times when it is difficult to maintain compliance with Social Distancing recommendations of six feet or more from another person. Because running or bicycling causes people to more forcefully expel airborne particles, making the usual minimum 6 feet distance less adequate, runners and cyclists should take steps to avoid exposing others to those particles, which include the following measures: crossing the street when running to avoid sidewalks with pedestrians; slowing down and moving to the side when unable to leave the sidewalk and nearing other people; never spitting; and avoiding running or cycling directly in front of or behind another runner or cyclist who is not in the same household.
- *When Driving:* You do not need to wear a Face Covering while driving alone, or exclusively with other members of the same family or household, in a vehicle.

Evidence shows that approximately 20% of COVID-19 infectious persons are asymptomatic – lacking all symptoms. Given this, the risk of unwitting transmission to another person is high and forms the basis for the Centers for Disease Control and Prevention’s recommendation for the public to wear cloth face coverings in public settings when social distancing is not possible (<https://www.cdc.gov/coronavirus/2019-ncov/prevent-getting-sick/cloth-face-cover.html>).

APPENDIX B – Guidance by Sector

Sector specific guidance documents are available online at:

<https://www.countyofglenn.net/dept/health-human-services/public-health/covid-19/covid-19-guidance-and-resource-documents>

The documents are online as they may continue to be updated, as appropriate, from local and state officials.