

# COUNTY OF GLENN

State of California

## ADOPTED BUDGET

For the Fiscal Year 2022-2023



Published By Order Of  
THE GLENN COUNTY BOARD OF SUPERVISORS

Recommended by  
SCOTT H. DE MOSS  
County Administrative Officer

Compiled by  
HUMBERTO MEDINA, CPA  
Director of Finance





# GLENN COUNTY BOARD OF SUPERVISORS

Willows Memorial Hall, 2<sup>nd</sup> Floor  
525 West Sycamore Street, Suite B1  
Willows, CA 95988

*Grant Carmon, District 1*  
*Paul Barr, District 2*  
*Tom Arnold, District 3*  
*Keith Corum, District 4*  
*Vacant, District 5*

October 1, 2022

The Board of Supervisors is proud to present a balanced budget to the citizens of the County of Glenn. The Fiscal Year 2022-2023 Final Budget was adopted on September 20, 2022 by a unanimous (3-0) vote.

Through the hard work of the county department heads, county departmental fiscal staff, and the concerned citizens of our county, the Glenn County Final Budget for Fiscal Year 2022-2023 was completed and provides a clear path for the future. The County Administrative Officer, Finance Director, Personnel Director and their staff were instrumental in presenting a balanced budget that reflected the priorities of the Board, needs of the community, and the desires of county departments to serve the citizens of Glenn County. The Board would like to express their appreciation and thank the department heads and fiscal staff for their collaboration and hard work that went into this Fiscal Year 2022-2023 Budget.

Through the uncertainty caused by COVID-19, its effects on the economy and state and federal actions, the County continues to better position itself fiscally. The County continues to act prudently in the budget process allowing our departments to continue to provide essential services to our community and its residents.

Staff continues to track national and statewide economies and monitor their local impacts. Glenn County managed to hold steady to trends with the exception of an increase in sales tax and taxes that was realized at final budget. The County received the Coronavirus State and Local Fiscal Recovery Funds as a result of the American Rescue Plan Act (ARPA) 2021. The County of Glenn received \$5,515,007. At the time the budget was adopted \$3,102,975 of the ARPA funds have been allocated by the Board and \$2,446,679 have been included in this Fiscal Year 2022-2023 Budget.

#### Fiscal Year 2022-2023 ARPA Budget Spending Plan:

• Small Business/Non-Profit Economic Assistance	\$1,700,000
• Non-Profit Outreach Program/CAD	\$40,000
• Capital Investments/Memorial Hall West Wing	\$100,000
• Board of Supervisors Chambers Audio/visual Upgrade	\$60,000
• Personal Protective Equipment	\$99,228
• Department of Finance Staff for COVID Related Revenue Tracking	\$87,004
• Cybersecurity	\$360,447

The Fiscal Year 2022-2023 Final Budget totaled \$213,741,164. The Fiscal Year 2021-2022 Final Budget was \$174,035,657, a total budget increase of \$39,705,507. The increase in total budget is represented by increases in all funds. However, 70% of the increase is shared by the Health and Human Services and Fund (21%) and the Other Designated Funds (48%) components of the Final Budget. Of the \$213,741,164 total budget,

Office (530) 934-6400 \* Fax (530) 934-6419 \* e-mail: [gcboard@countyofglenn.net](mailto:gcboard@countyofglenn.net) \* website: [www.countyofglenn.net](http://www.countyofglenn.net)

\$131,377,236 is budgeted in the General Fund. The General Fund realized an increase in local discretionary revenues over the prior year by \$3,398,056.

The Board of Supervisor's focus of the 2022-2023 Final Budget was to remain steadfast in their obligation to meet Minimum Reserve Fund thresholds and setting aside funds for future fiscal uncertainty. The Board also committed \$15,140,665 to fund capital projects and key investments. These investments were a one-time use of funds as the Board continues to limit the use of one-time funding for ongoing expenses. With the increase in local discretionary revenues the Board is making both ongoing investments and funding one-time costs. To attract and retain employees and increase staffing levels, the Board increased salaries and provided hiring bonuses.

Fiscal Year 2022-2023 Key Investments:

• Housing: Project Home Key	\$8,756,945
• Parks & Recreation	\$4,480,790
• Dispatch	\$168,642
• Public Protection: EOC Generator	\$109,824
• Public Protection: Cyber Security	\$144,359
• Public Protection: Needham Radio Tower	\$80,000
• Equipment: Heavy Equipment	\$706,105
• Equipment: Transfer Station Generator	\$100,000
• Equipment: Vehicles	\$594,000

Further, in the 2022-2023 Final Budget, the Board of Supervisor's conservative policies has furthered their effort to reach the Minimum Reserve Fund policy objective. A contribution to the General Fund Reserve in the amount of \$235,000 in Fiscal Year 2021-2022, increased the total General Fund Reserve to a little over \$1.1 million. The Board continued their commitment to make investments in reserves with an increase of \$500,000 to the General Fund Reserve in the 2022-2023 Final Budget. The General Fund Reserve total now stands at \$1,645,016. This commitment will help to better position the County for future financial impacts.

The 2022-2023 Final Budget shows the Board of Supervisors are focused on the current and future fiscal wellbeing of the County of Glenn. The adoption of the Fiscal Year 2022-2023 Final Budget provides staff the roadmap to operate and does so in a prudent and cautious manner. Budgets are estimates based on current trends and adopted to provide an operating plan. These plans require ongoing review and adjustments throughout the year. As part of the Board's commitment to the importance of budget review and discussion, each year the Board tasks the County Administrative Officer to bring a mid-year budget report to the Board of Supervisors. The Board looks forward to the opportunity to review the budget at the midpoint and expects that the departments of the County will continue the good stewardship of public funds.

Sincerely,



Thomas J. Arnold  
Chairman, County of Glenn  
Board of Supervisors



BOARD OF SUPERVISORS, COUNTY OF GLENN, STATE OF CALIFORNIA

RESOLUTION NO. 2022-088

RESOLUTION ADOPTING 2022-2023 BUDGET

WHEREAS, SECTIONS 29080 and 29081 of the Government Code have been complied with; and

WHEREAS, all additions and deletions to the Recommended Budget for FY 2022-23 were made in accordance to law; and

NOW, THEREFORE, IT IS HEREBY RESOLVED in accordance with section 29089 of the Government Code, the Budget of the County of Glenn for the Fiscal Year 2022-23 be and is hereby adopted as follows:

**GOVERNMENTAL FUNDS:**

Salaries and Employee Benefits		\$70,116,642
Services and Supplies		55,791,583
Other Charges		25,437,995
Fixed Assets:		
Land	\$0	
Structures and Improvements	645,933	
Equipment	1,628,581	
Vehicles	596,000	2,870,514
Total Fixed Assets		
Intrafund Transfers		6,576,406
Appropriations for Contingencies:		
General Fund	500,000	500,000
Total Specific Expenditures Budget		\$ 161,293,140
Provision for Reserves:		
General Reserves:		
General Fund	509,998	
Designated Reserves:		
Other General Funds	912,692	
Special Revenue Funds	3,439,777	
Capital Projects Funds	66	
Debt Service Fund	65,208	4,927,741
Total Provision for Reserves		
Total Budget Request		\$ 166,220,881

Detail of Other Financing Uses:

General Fund transfers to the following funds:

Advertising Fund	\$46,369
General Fund	15,329
Health Programs	58,501
Mental Health	10,144
Public Safety Fund	10,775,124
State Govt Fund - Social Services	234,400
Special Revenue Funds	180,920

State Government Funds transfers to the following funds:

General Fund	803,401
Public Safety Fund	87,500
State Govt Fund - Health Services	432,740
Special Revenue Funds	1,463,000

Special Revenue Funds transfers to the following funds:

Debt Service Fund	141,729
General Fund	2,287,382
Public Safety Fund	3,581,004
Road Fund	3,381,466
Special Revenue Funds	514,666
State Govt Fund - Health Services	9,498,642
State Govt Fund - Social Services	9,986,688
Health Programs	319,714

Other General Funds transfers to the following funds:

General Fund	3,350,805
--------------	-----------

Capital Projects Funds transfers to the following funds:

General Fund	<u>350,759</u>
--------------	----------------

Total Other Financing Uses 47,520,283

Total Financing Requirements \$ 213,741,164

**OTHER FUNDS**

	Proprietary Funds		Trust and Custodial Funds	Dependent Special Districts - Excluding Air Pollution
	Enterprise Funds	Internal Service Funds		
Salaries and Employee Benefits	\$0	\$0	\$3,450	846,510
Services and Supplies	4,010,859	6,768,749	1,690,723	2,034,528
Other Charges	195,983	520,569	2,550,646	215,458
Fixed Assets:				
Land	0	0	-	0
Structures and Improvements	697,987	0	125,000	0
Equipment	0	53,000	-	0
Vehicles	0	362,000	115,000	0
<b>Total Fixed Assets</b>	<b>697,987</b>	<b>415,000</b>	<b>240,000</b>	<b>0</b>
Intrafund Transfers	0	0	0	0
Appropriations for Contingencies:				
Enterprise Funds	0	0	0	0
Internal Service Funds	0	0	0	0
Trust and Custodial Funds	0	0	0	0
Artois Fire District	0	0	0	0
Hamilton Fire District	0	0	0	0
<b>Total Specific Expenditures Budget</b>	<b>\$ 4,904,829</b>	<b>\$ 7,704,318</b>	<b>\$ 4,484,819</b>	<b>\$ 3,096,496</b>

**BE IT FURTHER RESOLVED** that the appropriations for each budget unit which constitutes the respective total for each of the objects and sub-objects of the expenditures listed in the Recommended Budget and altered through additions or subtractions are hereby approved and adopted by this reference.

**BE IT FURTHER RESOLVED** that the General Fund subsidy to the aggregate Sheriff Department's programs for the year shall not exceed \$13,519,209.

**BE IT FURTHER RESOLVED** that the means of financing the expenditures will be moneys derived from Estimated Revenues, Unreserved Fund Balance and Ad Valorem Property Taxes.


**PASSED AND ADOPTED** by the Board of Supervisors of Glenn County, California at its regular meeting held on **September 20, 2022** by the following vote:

**AYES:** Supervisor Barr, Carmon and Arnold (Chairman)

**NOES:** None

**ABSENT:** Supervisor Corum

**ATTEST:**

  
**SCOTT H. DE MOSS**, Clerk of the Board  
 County of Glenn, California

  
**THOMAS J. ARNOLD**, Chairman  
 Glenn County Board of Supervisors

**APPROVED AS TO FORM:**

  
**WILLIAM J. VANASEK**, County Counsel  
 County of Glenn, California

AIR POLLUTION CONTROL BOARD, GLENN COUNTY, CALIFORNIA

RESOLUTION NO. 2022-003

RESOLUTION ADOPTING THE 2022-2023 AIR POLLUTION CONTROL DISTRICT BUDGET

WHEREAS, SECTIONS 29080 and 29081 of the Government Code have been complied with; and

WHEREAS, all additions and deletions to the Recommended Budget for 2022-2023 were made according to law.

NOW, THEREFORE, IT IS HEREBY RESOLVED in accordance with Section 29089 of the Government Code, the Budget of the Glenn County Air Pollution Control District for the Fiscal Year 2022-2023 be and is hereby adopted as follows:

Revenues:	
Licenses, Permits & Franchises	\$178,000
Fines, Forfeitures & Penalties	\$7,000
Revenue from Use of Money & Property	\$13,700
Intergovernmental Revenue	\$2,267,100
Charges for Current Services	\$429,600
Miscellaneous Revenues	\$569
Total Specific Revenue Estimates	<u>\$2,895,969</u>
Expenditures:	
Salaries and Employee Benefits	\$846,510
Services and Supplies	\$1,945,970
Other Charges	\$245,327
Other Financing Uses	\$0
Fixed Assets:	
Land	\$0
Structures and Improvements	\$0
Equipment	\$0
Total Fixed Assets	<u>\$0</u>
Total Specific Expenditure Budget	<u>\$3,037,807</u>
Provision for Reserves:	
Air Pollution Control	\$0
Air Pollution Vehicle Registration	\$0
Carl Moyer Program	\$0
Woodsmoke Grant	\$0
FARMER Grant	\$0
Community Air Protection AB617	\$0
Total Provisions for Reserves	<u>\$0</u>
Total Budget Requests	<u>\$3,037,807</u>

AIR POLLUTION CONTROL BOARD, GLENN COUNTY, CALIFORNIA

RESOLUTION NO. 2022-003

**BE IT FURTHER RESOLVED** that the appropriations for each budget unit which constitute the respective total for each of the objects and sub-objects of the expenditures listed in the Recommended Budget and altered through additions or subtractions are hereby approved and adopted by this reference.

**BE IT FURTHER RESOLVED** that the means of financing the expenditures will be moneys derived from Estimated Revenues, Unreserved Fund Balance and permit Fees.

**THIS RESOLUTION WAS PASSED AND ADOPTED** by the Board of Supervisors, State of California, at a regular meeting held on August 2, 2022, by the following vote:

**AYES:** Supervisors Barr, Carmon, Corum and Arnold (Chairman)

**NOES:** None

**ABSENT OR ABSTAIN:** None

  
\_\_\_\_\_  
**GRANT CARMON**, Vice Chairman  
Glenn County Air Pollution Control District Board

**ATTEST:**

  
\_\_\_\_\_  
**SCOTT H. DE MOSS**, Clerk of the Board  
County of Glenn, California

**APPROVED AS TO FORM:**

  
\_\_\_\_\_  
**WILLIAM J. VANASEK**, County Counsel  
County of Glenn, California



**TABLE OF CONTENTS - ALPHABETICAL**

- A -

- C -

A.C.O. Acquisition Fund	145	CAD Allocation Admin	316
AB 118 Realignment - Social Services	298	Cal Boat Launching	141
AB 2086 Statham Bill	283	California Children’s Services	263
AB 8 Property Tax Allocation Chart	7	California Emergency Solutions	322
ACE Aware Initiative	325	California Emergency Solutions 2	323
Ad Valorem Tax Code Rate	415	California Waste Management Grant	267
ADA Capital Improvement Grant	150	CalWorks Assistance	289
Adoptions Assistance	291	CalWorks Incentive	292
Advertising County Resources	146	CalWorks MOE	299
Agricultural Commissioner	160	CAPIT CBFRS	334
Aid to Indigents / General Assistance	285	Carl Moyer Program	394
Air Pollution Control	392	Cash Transfers – Public Safety	169
Air Pollution FARMER Grant	396	CASP Certificate & Training Fund	200
Air Pollution Vehicle Registration	393	CDBG Glenn	301
Airport Fund	379	CDBG Reuse	354
Alcohol & Drug Abuse Services	258	CDBG-CV2 and Allocation	262
Alcohol Abuse Education Prevention	284	Central Services-Facilities	132
Alcohol Program Trust	280	Central Services-Fleet	133
All Funds Summary (Sch 1)	10	Centralized Dispatch	201
American Rescue Plan Act Fund	295	Certified Assessed Values by Tax Base	398
Animal Adoption Fee	246	Certified Assessed Values by Tax Base-TRA Detail	405
Animal Control	168	Child Development Program	313
Annual Audit	118	Child Support Services	233
Appropriations Limit Compliance	11	Clean California Grant	142
Appropriations Limit Compliance, Special Districts	384	Clerk of the Board	116
Artois Fire District	385	Comm Corr Partnership Planning	235
Assessor	119	Community Air Protection AB617	397
		Community Development	317
		Community Development Services	167
		Community Services Program	315
		Contingency	368
		Cooperative Extension	363
		Corning Subbasin GSP Grant	205
		Coroner	163
		County Activity 2013 through 2023 Chart	8
		County Administrative Officer	115
		County Children's Trust	311
		County Counsel	120
		County Facilities Internal Service Fund	374

- B -

Bayliss Fire District	387
Behavioral Health Realignment	272
Board of Supervisors	114
Board Resources	113
Boat Patrol	198
Budget Requirements by Category Chart	3
Building Standards Admin Fee	199
Business Assistance Revolving Loan	303

**TABLE OF CONTENTS - ALPHABETICAL**

- C -

- D -

County Library	362
County SLESA	208
County Wellness & Prevention 2	328
Court Consolidation	147
Court Facilities	124
Court Revenues	155
COVID-19 Grants	257
Criminal Facility Construction	247
CSBG	355
CSBG	356
CSBG	357
CSBG	358
CSBG 2020	359
CSBG Discretionary	360
CUPA / Underground Storage Tanks	242
CWS/CMS Training Lab Project	312

District Attorney Revocation Hearings	236
District Attorney Seizure	229
District Attorney SLESF Grant	209
DMV Surcharge	214
DNA Identification 76104.7GC, State	217
DNA Identification, County	215
DNA Identification, State	216
DOE	341
DOE Weatherization 2017	342
DOJ Tobacco Grant Program	197
Domestic Violence Trust	314
Drug Abuse Gang Activity Grant	225
Drug Enforcement	222
Dry Period Loan	154

- E -

- D -

DA Insurance Fraud Trust	248
Data Processing Internal Service Fund	375
Data Processing-Finance Network	129
Data Processing-Property Tax System	128
DEA H&S Grant	203
Debt Service – Megabyte Software	366
Debt Service – Office of Ed Admin	365
Debt Service – Solar Bond	367
Delinquency Prevention	192
Department of Finance	117
Department Relocation	148
Detail of Additional Financing Sources (Sch 6)	53
Detail of Financing Uses (Sch 8)	102
Dev Impact Fee-Correctional Fac	137
Dev Impact Fee-District Attorney	138
Dev Impact Fee-Law Enforcement	136
Dev Impact Fee-Probation	139
Development Impact Fees	135
Directory of Elective and Appointive Officers	2
District Attorney	171

EHAP Glenn	320
Elections Trust	153
Electronic Recording AB 578	221
Emergency Medical Services Fund	281
Emergency Preparedness	255
Emergency Solutions Grant	335
Emergency Solutions Grant	338
Employee Benefits	126
Environmental/Consumer Protection	230
ESG CGT Homeless Prevention	336
ESG CT Transitional Housing	337

- F -

Federal Seizure Grant	223
Fish & Game Propagation	241
Fixed Asset Requests	111
Fleet Operations	373
Flood Control	158
Flood Control Maintenance	159
Flood Risk Reduction Grant	166
Foster Care Assistance	290

**TABLE OF CONTENTS - ALPHABETICAL**

	- F -		- I -
Fund Balance Governmental Funds (Sch 3)	21	In-House Projects	123
Fund Balance Special Districts (Sch 13)	381	Installment Fund	369
	- G -	Investigative Vehicles	228
			- J -
General & Special Elections	122		
General Fund Budget Requirements Chart	6	Jail	184
General Insurance	125	Jail SLESA	202
General Plan Implementation	165	Jail Standards & Training	185
General Services	134	JJCPA Grant	196
GLINTF Operational	226	Juvenile Facility Donation	218
GLINTF State Forfeiture	227	Juvenile Hall	190
Governmental Funds Summary (Sch 2)	11	Juvenile Probation & Camp Funding	195
Grand Jury	156		
			- L -
	- H -	Law Enforcement Discretionary	207
HABC Section 8	331	Law Enforcement Donation	204
HABC Section 8	332	Law Library	152
Hamilton Fire District	386	LIHEAP ARPA - Low Income HEAP	351
HC/CDBG Grant Proceeds	310	LIHEAP CARES ACT 20-21	353
Health & Human Services Admin	264	LIHEAP ECIP ADMN/WPO	344
Health WIC Advance	270	LiHeap EHA 15	346
HOME	352	LiHeap EHA 16	347
HOME Glenn	300	LiHeap EHA 19	348
Homeland Security Grant 2018	179	LiHeap EHA 20	350
Homeland Security Grant 2019	180	LIHEAP Heap Outreach WPO	343
Homeland Security Grant 2020	183	LIHEAP Outreach	345
Homeland Security Grant 2021	187	LiHeap Weatherization 20	349
Homeless Emergency Aid Program	324	LIHEAP Weatherization 2023	340
Homeless Mentally Ill Outreach	321	LIHEAP-Weatherization	339
Hospital	253	Local Community Corrections	239
		Local Innovation Fund	240
	- I -	Local Revenue-Human Services	297
			- M -
IHSS Providers	288		
IHSS Public Authority	293		
Indigent Defense	157	Maternal Child Health	260
Indigent Interment Fund	151	Memorial Hall Fund	144
Infant Car Seat Loan Program	282	Mental Health	256

**TABLE OF CONTENTS - ALPHABETICAL**

- M -

Mental Health Advances	273
Mental Health Services Act	268
Mental Health Trust	277
MET & Major Crimes Seizure	224
Micrographics Conversion	232
Mosquito Abatement Assessment Area	271

- P -

Public Administrator/Guardian	164
Public Defender Revocation Hearings	237
Public Defense Pilot Program Grant	234
Public Health	254
Public Safety Augmentation	245

- N -

North Willows County Service Area	391
-----------------------------------	-----

- R -

Realignment - CCS	307
Realignment-Delinquency Prevention	306
Realignment-Health	275
Realignment-Health Trust	274
Realignment-Mental Health	276
Realignment-Social Services Admin	308
Realignment-Social Services Trust	305
Recorder	162

- O -

Obligated Fund Balances Districts (Sch 14)	382
Obligated Fund Balances Govt Funds (Sch 4)	29
OES EMPG Grant	178
OES EMPG Grant 2020	186
OES EMPG Grant 2021	188
OES PSPS Resiliency Award	181
Office of Emergency Services	172
Operating Transfers, Detail of	18
Organizational Chart	1

- R -

Recorder's Modernization	219
Refunding Fund	370
Reserve Fund	371
Reserves & Designations Districts (Sch 14)	382
Reserves & Designations Govt Funds (Sch 4)	31
RHA Lifeline Outreach	329
RHA Lifeline Outreach	330
Road Budget by Category	250
Road Fund	249
Road Local Transportation Fund	251

- P -

Partnership Grant - Probation	194
PCDS Permit Center	244
Per Capita Grant	143
Permanent Local Housing Allocation	327
Personnel Department	121
Planning & Public Works Agency	252
Population Statistics	9
Position Allocation List	427
Probation	189
Probation Specialized Unit	193
Probation Standards & Training	191
Project Home Key	296
Property Characteristics	140
Property Tax Rates by Tax Rate Area Code	416

- S -

Safety Projects	131
SB678 Comm. Performance Incentive	211
SB823 Juvenile Justice Realignment	212
Section 8 Family Self Sufficient	302
Service Center Equipment Reserve	372
Sexual Abuse Investigation Team	304
Sheriff	173
Sheriff AB109 Local Revenue	174

**TABLE OF CONTENTS - ALPHABETICAL**

- S -

Sheriff Cal-MMET	176
Sheriff Computer	170
Sheriff SAFE Grant	177
Sheriff's Civil Division	182
Sheriff's Dispatch	175
Sierra Health Foundation	326
Social Security Redaction Trust	220
Social Services Administration	287
Social Services Assistance Program	361
Solid Waste	265
Solid Waste Closure Fund	378
Solid Waste-Parcel Assessments Fund	266
Sources of Financing Chart	4
Sources of General Purpose Revenue Chart	5
Special District Budget Summary (Sch 12)	380
SSD Family Support Realignment	309
SSD MOU & Weatherization Services	319
SSD Stuart Foundation Grant	294
Storm Drain Maintenance #1	389
Storm Drain Maintenance #3	390
Summary of Additional Financing Sources (Sch 5)	46
Summary of Financing Uses (Sch 7)	97
Superintendent of Schools	364
Superior Reg Workforce Ed	269
Surveyor & Engineer	127

- T -

Title III Forest Reserves	130
Tobacco Control	278
Tobacco Prop 56	279
Trial Court Security	238

- U -

Unclaimed Funds	149
Utilities Internal Service Fund	376

- V -

Vegetation & Environmental Mgmt	243
Veteran's Service Officer	286
Victim Witness	259
Victim Witness	333
Vital & Health Statistics	231

- W -

Waste Disposal Enterprise	377
Water Resources	161
Water Resources	206
WIA Programs	318
Willows Rural Fire District	388
Women, Infants & Children	261
Woodsmoke Reduction Grant	395

- Y -

Youth Offender Intensive Supervision	210
Youth Programs and Fac Grant	213



**TABLE OF CONTENTS - NUMERICAL**

- BUDGET SCHEDULES -

- BUDGET UNITS -

AB 8 Property Tax Allocation Chart	7	01011051 - Annual Audit	118
Ad Valorem Tax Code Rate	415	01011070 - Assessor	119
All Funds Summary (Sch 1)	10	01011080 - County Counsel	120
Appropriations Limit Compliance	11	01011090 - Personnel Department	121
Appropriations Limit Compliance, Special Districts	384	01011100 - General & Special Elections	122
Budget Requirements by Category Chart	3	01011121 - In-House Projects	123
Certified Assessed Values by Tax Base	398	01011124 - Court Facilities	124
Certified Assessed Values by Tax Base-TRA Detail	405	01011150 - General Insurance	125
County Activity 2013 through 2023 Chart	8	01011170 - Employee Benefits	126
Detail of Additional Financing Sources (Sch 6)	53	01011180 - Surveyor & Engineer	127
Detail of Financing Uses (Sch 8)	102	01011200 - Data Processing-Property Tax System	128
Directory of Elective and Appointive Officers	2	01011201 - Data Processing-Finance Network	129
Fixed Asset Requests	111	01012040 - Court Revenues	155
Fund Balance Governmental Funds (Sch 3)	21	01012060 - Grand Jury	156
Fund Balance Special Districts (Sch 13)	381	01012100 - Indigent Defense	157
General Fund Budget Requirements Chart	6	01012170 - Flood Control	158
Governmental Funds Summary (Sch 2)	11	01012171 - Flood Control Maintenance	159
Obligated Fund Balances Districts (Sch 14)	382	01012180 - Agricultural Commissioner	160
Obligated Fund Balances Govt Funds (Sch 4)	29	01012181 - Water Resources	161
Operating Transfers, Detail of	18	01012220 - Recorder	162
Organizational Chart	1	01012230 - Coroner	163
Population Statistics	9	01012240 - Public Administrator/Guardian	164
Position Allocation List	427	01012270 - General Plan Implementation	165
Property Tax Rates by Tax Rate Area Code	416	01012281 - Flood Risk Reduction Grant	166
Reserves & Designations Districts (Sch 14)	382	01012285 - Community Development Services	167
Reserves & Designations Govt Funds (Sch 4)	31	01012290 - Animal Control	168
Road Budget by Category	250	01014022 - Hospital	253
Sources of Financing Chart	4	01015090 - Aid to Indigents / General Assistance	285
Sources of General Purpose Revenue Chart	5	01015180 - Veteran's Service Officer	286
Special District Budget Summary (Sch 12)	380	01016040 - County Library	362
Summary of Additional Financing Sources (Sch 5)	46	01016050 - Cooperative Extension	363
Summary of Financing Uses (Sch 7)	97	01017020 - Contingency	368
		01024010 - Public Health	254
		01024011 - Emergency Preparedness	255
		01024012 - Mental Health	256
		01024013 - COVID-19 Grants	257
		01024014 - Alcohol & Drug Abuse Services	258
		01024018 - Victim Witness	259
		01024020 - Maternal Child Health	260
		01024025 - Women, Infants & Children	261
01011005 - Board Resources	113		
01011010 - Board of Supervisors	114		
01011013 - County Administrative Officer	115		
01011020 - Clerk of the Board	116		
01011040 - Department of Finance	117		

- BUDGET UNITS -

**TABLE OF CONTENTS - NUMERICAL**

- BUDGET UNITS -

- BUDGET UNITS -

01024030 - CDBG-CV2 and Allocation	262	01050350 - Solid Waste-Parcel Assessments Fund	266
01024170 - California Children’s Services	263	01051000 - Title III Forest Reserves	130
01024300 - Health & Human Services Admin	264	01051020 - Building Standards Admin Fee	199
01025010 - Social Services Administration	287	01051030 - CASP Certificate & Training Fund	200
01025011 - IHSS Providers	288	01051080 - Safety Projects	131
01025020 - CalWorks Assistance	289	01051120 - Central Services-Facilities	132
01025030 - Foster Care Assistance	290	01051122 - Central Services-Fleet	133
01025280 - Adoptions Assistance	291	01051195 - General Services	134
01041005 - Cash Transfers – Public Safety	169	01052000 - Development Impact Fees	135
01041201 - Sheriff Computer	170	01052091 - Dev Impact Fee-Law Enforcement	136
01042090 - District Attorney	171	01052092 - Dev Impact Fee-Correctional Fac	137
01042105 - Office of Emergency Services	172	01052093 - Dev Impact Fee-District Attorney	138
01042110 - Sheriff	173	01052094 - Dev Impact Fee-Probation	139
01042111 - Sheriff AB109 Local Revenue	174	01052113 - Centralized Dispatch	201
01042113 - Sheriff’s Dispatch	175	01052125 - Jail SLESA	202
01042120 - Sheriff Cal-MMET	176	01052127 - DEA H&S Grant	203
01042121 - Sheriff SAFE Grant	177	01052134 - Law Enforcement Donation	204
01042122 - OES EMPG Grant	178	01052181 - Corning Subbasin GSP Grant	205
01042132 - Homeland Security Grant 2018	179	01052182 - Water Resources	206
01042133 - Homeland Security Grant 2019	180	01052545 - Law Enforcement Discretionary	207
01042134 - OES PSPS Resiliency Award	181	01052550 - County SLESA	208
01042135 - Sheriff’s Civil Division	182	01052552 - District Attorney SLESF Grant	209
01042136 - Homeland Security Grant 2020	183	01052557 - Youth Offender Intensive Supervision	210
01042140 - Jail	184	01052558 - SB678 Comm. Performance Incentive	211
01042142 - Jail Standards & Training	185	01052559 - SB823 Juvenile Justice Realignment	212
01042143 - OES EMPG Grant 2020	186	01052560 - Youth Programs and Fac Grant	213
01042144 - Homeland Security Grant 2021	187	01052570 - DMV Surcharge	214
01042145 - OES EMPG Grant 2021	188	01052600 - DNA Identification, County	215
01042150 - Probation	189	01052601 - DNA Identification, State	216
01042155 - Juvenile Hall	190	01052602 - DNA Identification 76104.7GC, State	217
01042156 - Probation Standards & Training	191	01053440 - Property Characteristics	140
01042158 - Delinquency Prevention	192	01054010 - California Waste Management Grant	267
01042160 - Probation Specialized Unit	193	01054012 - Mental Health Services Act	268
01042164 - Partnership Grant - Probation	194	01054021 - Superior Reg Workforce Ed	269
01042168 - Juvenile Probation & Camp Funding	195	01054025 - Health WIC Advance	270
01042170 - JJCPA Grant	196	01054045 - Mosquito Abatement Assessment Area	271
01042350 - DOJ Tobacco Grant Program	197	01054110 - Juvenile Facility Donation	218
01042360 - Boat Patrol	198	01054380 - Recorder’s Modernization	219
01050200 - Solid Waste	265	01054385 - Social Security Redaction Trust	220
01050300 - Installment Fund	369	01054386 - Electronic Recording AB 578	221
01050347 - CalWorks Incentive	292	01054400 - Drug Enforcement	222

**TABLE OF CONTENTS - NUMERICAL**

- BUDGET UNITS -

- BUDGET UNITS -

01054401 - Federal Seizure Grant	223	01906020 - Superintendent of Schools	364
01054402 - MET & Major Crimes Seizure	224	02000000 - Waste Disposal Enterprise	377
01054404 - Drug Abuse Gang Activity Grant	225	02010000 - Solid Waste Closure Fund	378
01054405 - GLINTF Operational	226	02040000 - Airport Fund	379
01054406 - GLINTF State Forfeiture	227	02190000 - Service Center Equipment Reserve	372
01054410 - Investigative Vehicles	228	02200000 - Fleet Operations	373
01054420 - District Attorney Seizure	229	02210000 - CUPA / Underground Storage Tanks	242
01054425 - Environmental/Consumer Protection	230	02220000 - Vegetation & Environmental Mgmt	243
01054620 - Cal Boat Launching	141	02260000 - Planning & Public Works Agency	252
01054630 - Clean California Grant	142	02261000 - PCDS Permit Center	244
01054680 - Vital & Health Statistics	231	02261120 - County Facilities Internal Service Fund	374
01054840 - Memorial Hall Fund	144	02261121 - ADA Capital Improvement Grant	150
01054890 - Micrographics Conversion	232	02280000 - Data Processing Internal Service Fund	375
01055011 - IHSS Public Authority	293	02310000 - Utilities Internal Service Fund	376
01055012 - SSD Stuart Foundation Grant	294	02390000 - HOME Glenn	300
01055340 - Child Support Services	233	02420000 - CDBG Glenn	301
01055350 - American Rescue Plan Act Fund	295	02430000 - Section 8 Family Self Sufficient	302
01055351 - Project Home Key	296	02650000 - Unclaimed Funds	149
01055360 - Public Defense Pilot Program Grant	234	02800000 - Business Assistance Revolving Loan	303
01057010 - Per Capita Grant	143	03150000 - Mental Health Advances	273
01061000 - Comm Corr Partnership Planning	235	03320000 - Sexual Abuse Investigation Team	304
01062090 - District Attorney Revocation Hearings	236	03380000 - Public Safety Augmentation	245
01062100 - Public Defender Revocation Hearings	237	03400000 - Realignment-Social Services Trust	305
01062136 - Trial Court Security	238	03402151 - Realignment-Delinquency Prevention	306
01062150 - Local Community Corrections	239	03404170 - Realignment - CCS	307
01063000 - Local Innovation Fund	240	03405010 - Realignment-Social Services Admin	308
01064211 - Behavioral Health Realignment	272	03415010 - SSD Family Support Realignment	309
01065000 - Local Revenue-Human Services	297	03420000 - HC/CDBG Grant Proceeds	310
01065010 - AB 118 Realignment - Social Services	298	03442000 - Indigent Interment Fund	151
01065220 - CalWorks MOE	299	03450000 - County Children's Trust	311
01200000 - Road Fund	249	03480000 - Social Services Assistance Program	361
01203014 - Road Local Transportation Fund	251	03485000 - CWS/CMS Training Lab Project	312
01301131 - A.C.O. Acquisition Fund	145	03540000 - Animal Adoption Fee	246
01401140 - Advertising County Resources	146	03700000 - Realignment-Health Trust	274
01602270 - Fish & Game Propagation	241	03704010 - Realignment-Health	275
01751135 - Court Consolidation	147	03714012 - Realignment-Mental Health	276
01751150 - Department Relocation	148	04100000 - Law Library	152
01811137 - Debt Service – Office of Ed Admin	365	04290000 - Child Development Program	313
01811141 - Debt Service – Megabyte Software	366	04350000 - Mental Health Trust	277
01811150 - Debt Service – Solar Bond	367	04450000 - Tobacco Control	278
01850000 - Refunding Fund	370	04452000 - Tobacco Prop 56	279
01851000 - Reserve Fund	371	04480000 - Alcohol Program Trust	280

**TABLE OF CONTENTS - NUMERICAL**

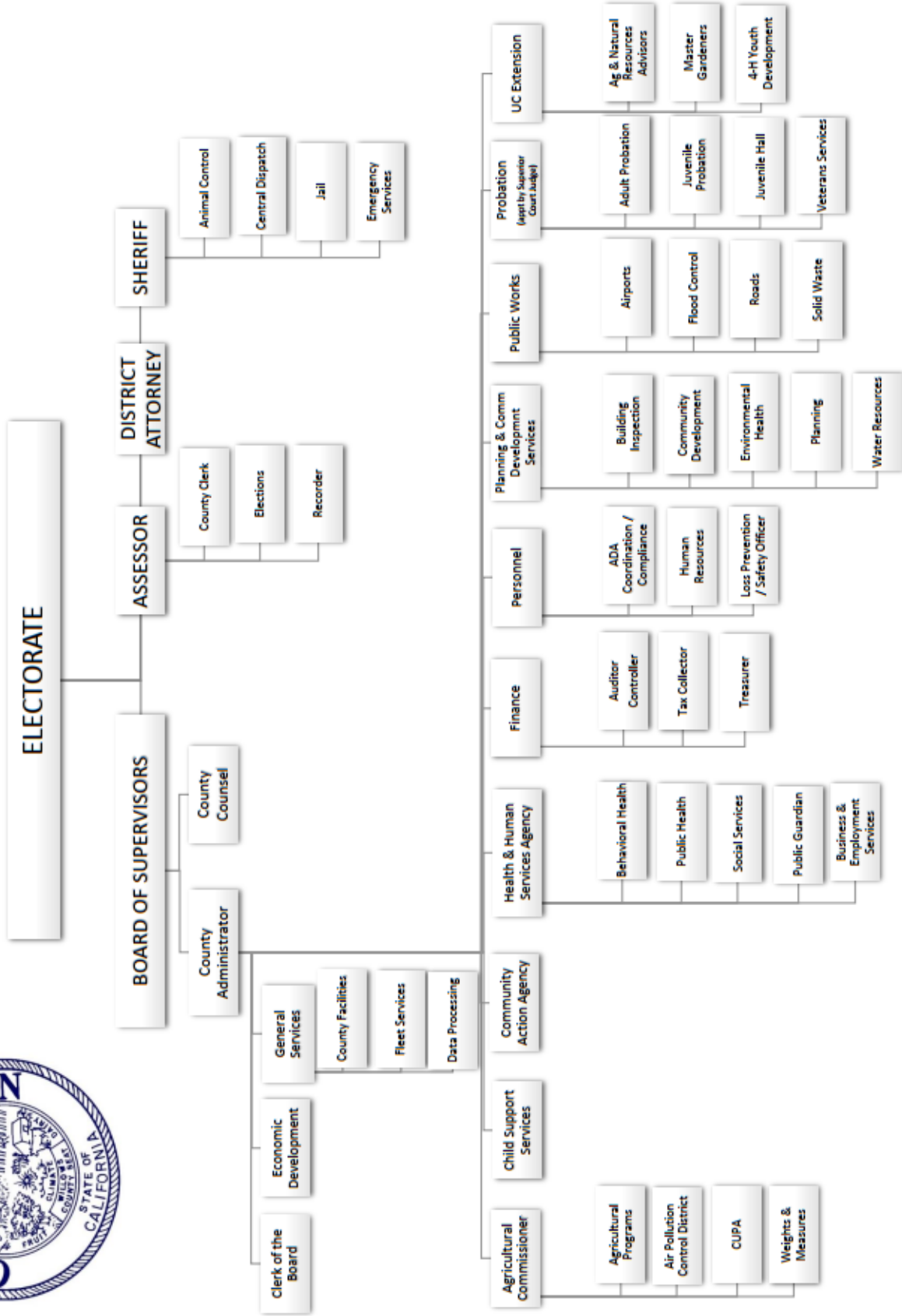
- BUDGET UNITS -

- BUDGET UNITS -

04530000 - Criminal Facility Construction	247	04999608 - LIHEAP Weatherization 2023	340
04590000 - Emergency Medical Services Fund	281	04999610 - DOE	341
04610000 - Infant Car Seat Loan Program	282	04999615 - DOE Weatherization 2017	342
04690000 - DA Insurance Fraud Trust	248	04999621 - LIHEAP Heap Outreach WPO	343
04750000 - Elections Trust	153	04999622 - LIHEAP ECIP ADMN/WPO	344
04760000 - Dry Period Loan	154	04999638 - LIHEAP Outreach	345
04900000 - Domestic Violence Trust	314	04999641 - LiHeap EHA 15	346
04940000 - AB 2086 Statham Bill	283	04999642 - LiHeap EHA 16	347
04950000 - Alcohol Abuse Education Prevention	284	04999645 - LiHeap EHA 19	348
04990000 - Community Services Program	315	04999646 - LiHeap Weatherization 20	349
04999100 - CAD Allocation Admin	316	04999647 - LiHeap EHA 20	350
04999105 - Community Development	317	04999656 - LIHEAP ARPA - Low Income HEAP	351
04999200 - WIA Programs	318	04999661 - HOME	352
04999350 - SSD MOU & Weatherization Services	319	04999667 - LIHEAP CARES ACT 20-21	353
04999400 - EHAP Glenn	320	04999710 - CDBG Reuse	354
04999430 - Homeless Mentally Ill Outreach	321	04999820 - CSBG	355
04999431 - California Emergency Solutions	322	04999821 - CSBG	356
04999432 - California Emergency Solutions 2	323	04999827 - CSBG	357
04999433 - Homeless Emergency Aid Program	324	04999828 - CSBG	358
04999460 - ACE Aware Initiative	325	04999836 - CSBG 2020	359
04999471 - Sierra Health Foundation	326	04999837 - CSBG Discretionary	360
04999486 - Permanent Local Housing Allocation	327	05010000 - Artois Fire District	385
04999514 - County Wellness & Prevention 2	328	05022000 - Hamilton Fire District	386
04999515 - RHA Lifeline Outreach	329	05022010 - Bayliss Fire District	387
04999516 - RHA Lifeline Outreach	330	05050000 - Willows Rural Fire District	388
04999521 - HABC Section 8	331	05110000 - Storm Drain Maintenance #1	389
04999522 - HABC Section 8	332	05130000 - Storm Drain Maintenance #3	390
04999529 - Victim Witness	333	05140000 - North Willows County Service Area	391
04999533 - CAPIT CBFRS	334	05210000 - Air Pollution Control	392
04999551 - Emergency Solutions Grant	335	05210241 - Air Pollution Vehicle Registration	393
04999560 - ESG CGT Homeless Prevention	336	05211000 - Carl Moyer Program	394
04999561 - ESG CT Transitional Housing	337	05211500 - Woodsmoke Reduction Grant	395
04999565 - Emergency Solutions Grant	338	05211600 - Air Pollution FARMER Grant	396
04999605 - LIHEAP-Weatherization	339	05211700 - Community Air Protection AB617	397



# Glenn County Organizational Chart

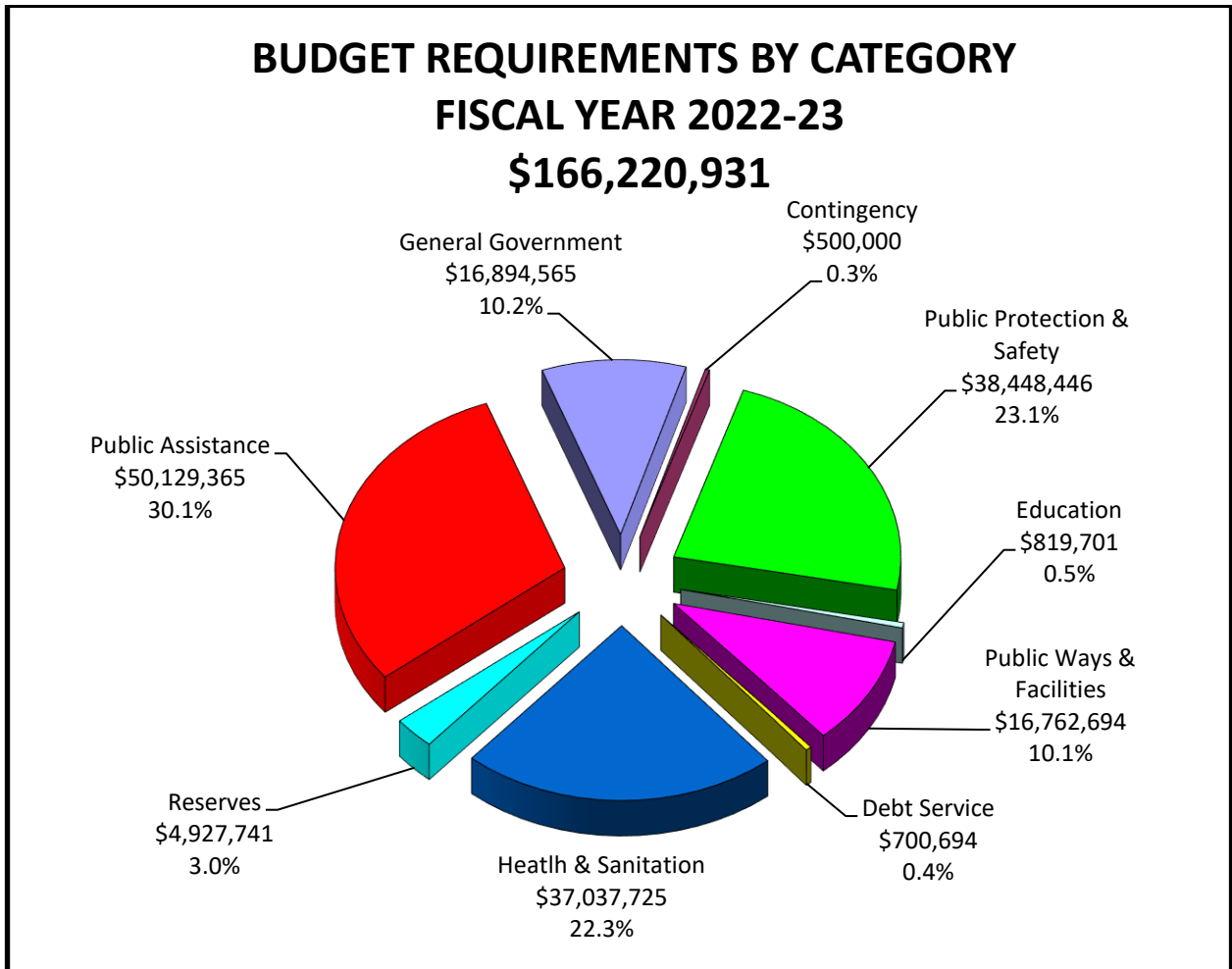




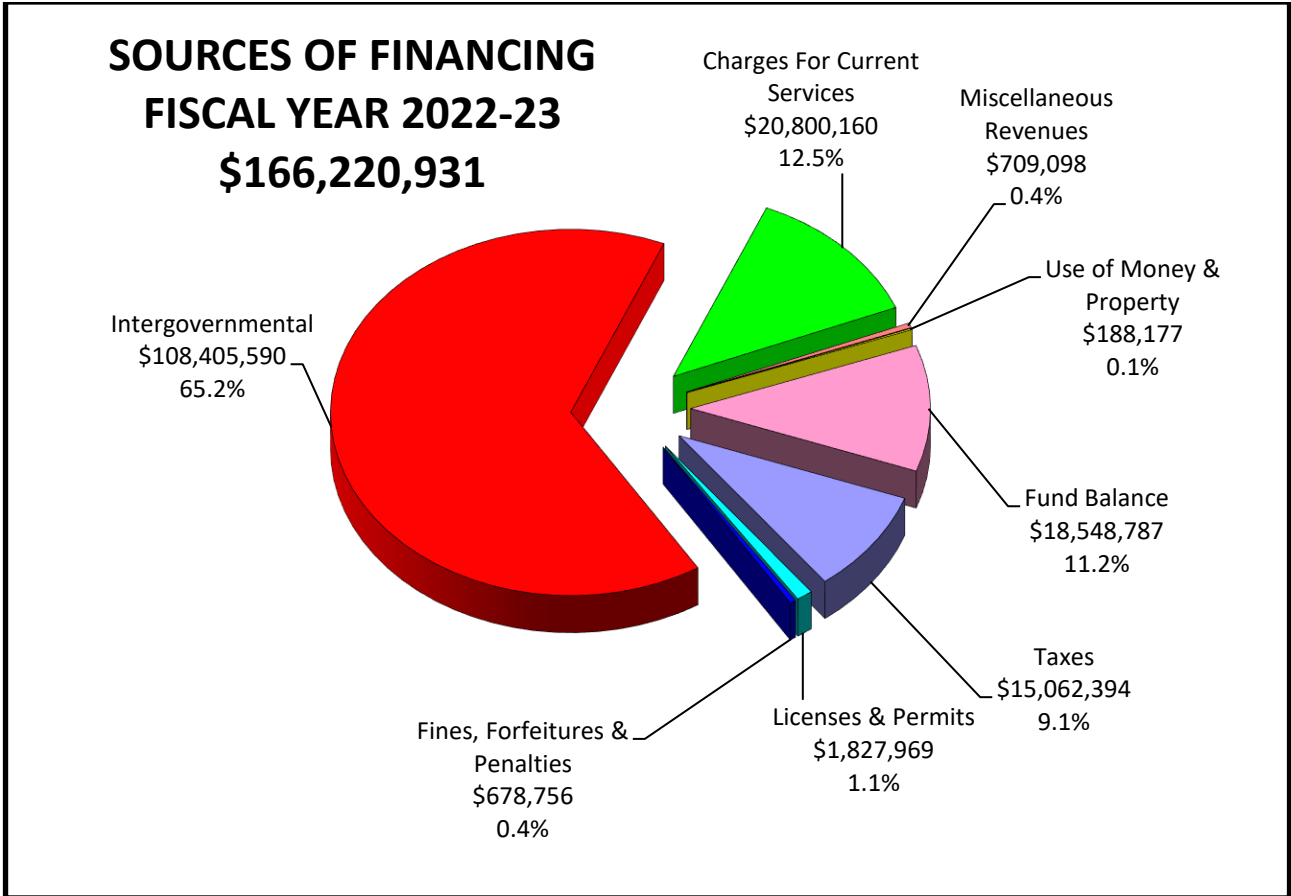
**DIRECTORY OF ELECTIVE AND APPOINTIVE OFFICERS**

TITLE	OFFICIAL	TELEPHONE	FAX
<b>ELECTIVE OFFICERS</b>			
Assessor	Sendy Perez	(530) 934-6402	(530) 934-6571
Board of Supervisor, District 1	Grant Carmon	(530) 934-6400	(530) 934-6419
Board of Supervisor, District 2	Paul Barr	(530) 934-6400	(530) 934-6419
Board of Supervisor, District 3	Tom Arnold	(530) 934-6400	(530) 934-6419
Board of Supervisor, District 4	Keith Corum	(530) 934-6400	(530) 934-6419
Board of Supervisor, District 5	Vacant	(530) 934-6400	(530) 934-6419
District Attorney	Dwayne Stewart	(530) 934-6525	(530) 934-6529
Sheriff-Coroner	Richard Warren	(530) 934-6441	(530) 934-6473
Superintendent of Schools	Tracey Quarne	(530) 934-6575	(530) 934-6111
<b>APPOINTIVE OFFICERS</b>			
Agricultural Commissioner Air Pollution Control Officer	Marcie Skelton	(530) 934-6501	(530) 934-6503
Child Support Services	Dawn Mayer	(866) 901-3212	(530) 934-6603
Clerk-Recorder, Elections	Sendy Perez	(530) 934-6402	(530) 934-6305
Clerk of the Board of Supervisors	Scott H. De Moss	(530) 934-6400	(530) 934-6419
Cooperative Extension	Betsy Karle	(530) 865-1107	(530) 865-1109
County Administrative Officer	Scott H. De Moss	(530) 934-6400	(530) 934-6419
County Counsel	William J. Vanasek	(530) 934-6455	(530) 934-6457
Director of Finance	Humberto Medina, CPA	(530) 934-6476	(530) 934-6421
Health & Human Services Director	Christine Zoppi	(530) 934-6514	(530) 934-6521
Personnel Director	Linda Durrer	(530) 934-6451	(530) 934-6452
Planning & Community Development Services Director	Mardy Thomas	(530) 934-6540	(530) 934-6103
Probation Officer	Brandon Thompson	(530) 934-6416	(530) 934-6468
Public Works Agency Director	Donald Rust	(530) 934-6530	(530) 934-6533
Veteran's Service Officer	Brandon Thompson	(530) 934-6524	(530) 934-6355

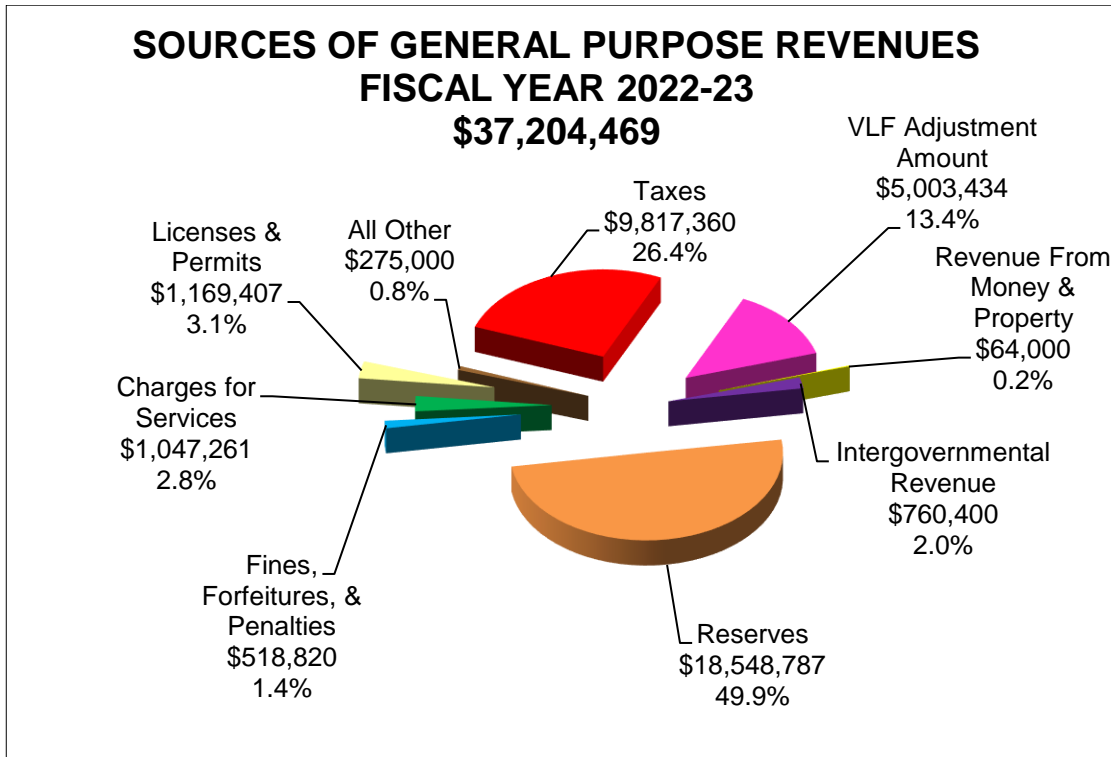
# COUNTY OF GLENN BUDGET CHARTS



The chart above, **BUDGET REQUIREMENTS BY CATEGORY** indicates the percent of the total and the amount for each of the functional areas reported in the budget. **Public Protection and Safety** accounts for 23.1%, and includes the Sheriff’s Department, Jail, District Attorney, and Probation. **Public Assistance** at 30.1% includes Social Services Administration, CalWorks Assistance, Foster Care Assistance, In-Home Supportive Services, Community Action Division of the Health & Human Services Agency and the Veteran’s Service Officer. **Health and Sanitation** includes Health, Mental Health, Child Health, and the Drug Court for 22.3% of the budget. **Public Ways and Facilities** at 10.1% includes the Public Works agency and the Road fund. **General Government** at 10.2% represents support services departments such as the Department of Finance, Assessor, County Clerk, Board of Supervisors, and Building Maintenance. This chart refers to both Schedule 2 (Column 8) and Schedule 7 (Column 5) and excludes Operating Transfers Out.

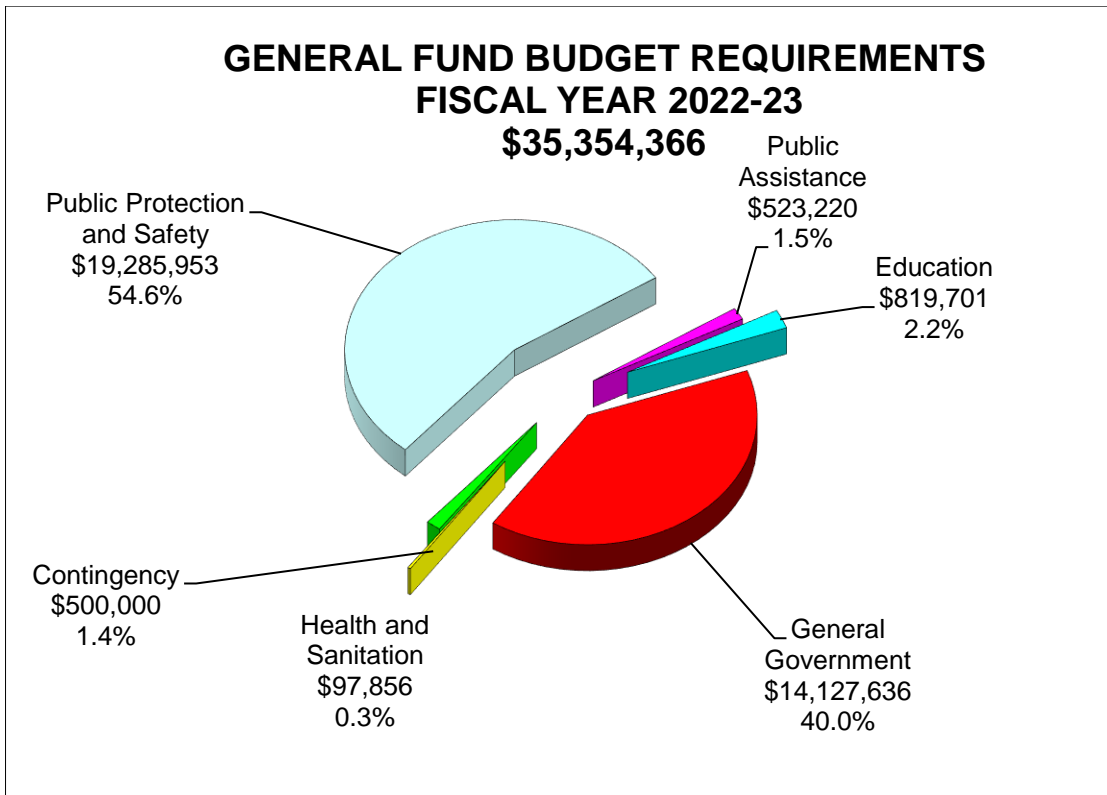


This chart, **SOURCES OF FINANCING**, presents the sources of funding used to finance the budget. The single largest revenue source for the County Budget is **Intergovernmental Revenue**. The County receives these revenues from State and Federal agencies, and most have specific requirements for how the funds may be spent. **Intergovernmental Revenue** represents 65.2% of the total revenue in the budget. The next largest category is **Charges for Services** which amounts to 12.5% of the total. **Fund Balance** for 11.2%, followed by the remaining categories of **Taxes** including Property and Sales Taxes is 9.1%, **Licenses and Permits** for 1.1%, **Miscellaneous Revenues** and **Fines, Forfeitures and Penalties** for both 0.4%, and **Use of Money and Property**, at 0.1%.



**SOURCES OF GENERAL-PURPOSE REVENUE** provides information regarding financing for County operations. These revenues are not collected in direct response to services provided. For example, revenue from issuance of building permits and marriage licenses are categorized as program revenue and are shown within the operating departments. Non-program or General-purpose revenue includes countywide property taxes as well as intergovernmental revenues that come to the County without restrictions as to specific program use.

The single largest source is Reserves, depicting 49.9% of General Purpose Revenue. The second largest source is **Taxes**, representing 26.4%, and includes property and sales taxes. The third largest revenue source is the **Vehicle License Fee (VLF) Adjustment Amount**. At 13.4%, this presents the Property Tax for VLF swap enacted by California law, and replaces our Motor vehicle in-lieu payments. **Licenses and Permits** at 3.1% includes fees established for services provided by the county. **Charges for Services** revenue is approximately 2.8%. **Fines and Forfeitures** generate 1.4% of our general-purpose revenue, and **Intergovernmental Revenue** 2%, which includes Federal and State payments, homeowner's exemption payments and block grants. **All Other** miscellaneous revenue represents 0.8% of the total. **Revenue from Money and Property** represents barely 0.2% and consists of Franchise fees and Interest income.




**General Fund Budget Requirements** presents a total of \$30,780,882. **Public Protection and Safety** require the largest amount of General Fund dollars at 54.6%. The second largest at 40% is for **General Government**, which includes:

- Assessor
- Board of Supervisors
- County Administrative Officer
- County Clerk
- County Counsel
- Department of Finance
- Elections
- Facilities Maintenance
- General Services
- Personnel

General Fund requirements for **Education** and **Public Assistance** are 2.2% and 1.5%, respectively; **Contingency** amounts to 1.4% and **Health and Sanitation** and **Debt Service** requirements from the General Fund are less than 1%.

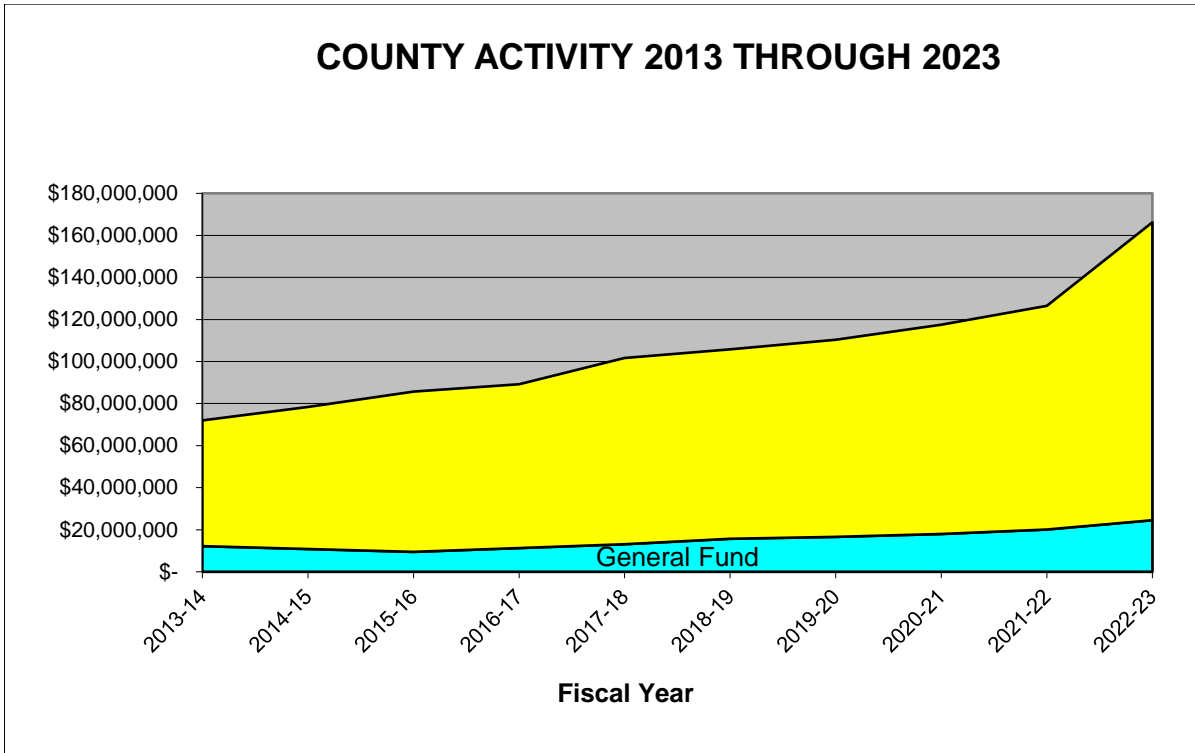




A major source of general-purpose revenues for Schools, special districts, Cities and Counties is the Ad Valorem Property tax. **AB 8 Property Tax Allocation** as shown above illustrates how the property taxes collected in Glenn County are initially allocated among those agencies eligible to receive tax monies. The County General Fund (20.3%), Cities (5%), and Special Districts (4.6%) receive almost of 30% of the tax dollar. In contrast, the Schools receive 70.1%; approximately 54.8% through direct allocation, and another 15.3% through the Educational Revenue Augmentation Fund (ERAF).

ERAF is further allocated under SB 1096, which allocates ERAF amounts to the Vehicle License Fee Property Tax Compensation Fund. These amounts are distributed to the cities and County to make up for losses in VLF backfill (the VLF for Property Tax Swap.)

## COUNTY ACTIVITY 2013 THROUGH 2023



In 2013-2014 Glenn County’s total revenues and appropriations were \$71,971,173. The general fund activity was \$12,197,608 or 17% of the total. Funds restricted for specific purposes totaled \$59,773,529, or 83% of our efforts.

Since 2013-2014, our activity has increased approximately 175.8%. Total estimated revenues and appropriations are now approximately \$166,220,931. There is a decrease in the proportion of general fund activity to 15%, offset by an increase in restricted special purpose activity to 85%. Even though the funding levels for both general purpose and restricted purpose activities has increased over time, the restricted purpose funding outpaces general purpose funding, as we increase our participation in programs funded by State and Federal sources.

# GLENN COUNTY POPULATION STATISTICS

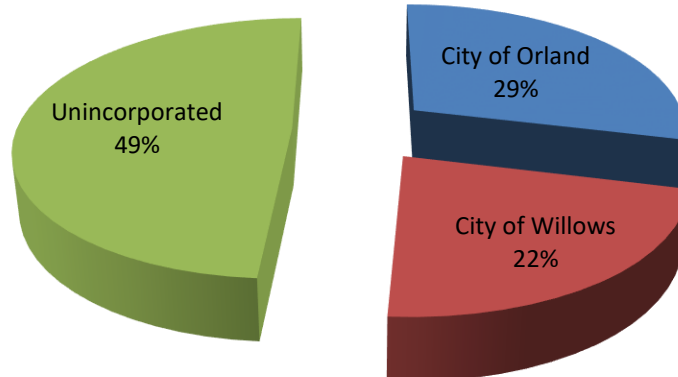
Taken from State Department of Finance

[https://dof.ca.gov/wp-content/uploads/Forecasting/Demographics/Documents/E-1\\_2022PressRelease.pdf](https://dof.ca.gov/wp-content/uploads/Forecasting/Demographics/Documents/E-1_2022PressRelease.pdf)



City of Orland	8,267
City of Willows	6,427
Unincorporated	14,056
<hr/>	
Total County Population	28,750
<hr/>	

## County Population Analysis



COUNTY OF GLENN  
**ALL FUNDS SUMMARY**  
 FISCAL YEAR 2022-23

Fund Name	Total Financing Sources				Total Financing Uses		
	Fund Balance Available June 30, 2022	Decreases to Obligated Fund Balances	Additional Financing Sources	Total Financing Sources	Financing Uses	Increases to Obligated Fund Balances	Total Financing Uses
1	2	3	4	5	6	7	8
<b>GOVERNMENTAL FUNDS</b>							
GENERAL FUND	4,153,191	265,471	126,958,574	131,377,236	129,954,546	1,422,690	131,377,236
SPECIAL REVENUE FUNDS	8,779,364	4,917,961	67,791,117	81,488,442	78,048,665	3,439,777	81,488,442
CAPITAL PROJECTS FUNDS	365,080	67,134	750	432,964	432,898	66	432,964
DEBT SERVICE FUND	586	0	441,936	442,522	377,314	65,208	442,522
<b>TOTAL GOVERNMENTAL FUNDS</b>	<b>13,298,221</b>	<b>5,250,566</b>	<b>195,192,377</b>	<b>213,741,164</b>	<b>208,813,423</b>	<b>4,927,741</b>	<b>213,741,164</b>
<b>OTHER FUNDS</b>							
INTERNAL SERVICE FUNDS	0	152,325	7,444,993	7,597,318	7,289,318	308,000	7,597,318
ENTERPRISE FUNDS	0	43,414	4,721,916	4,765,330	4,206,842	558,488	4,765,330
SPECIAL DISTRICTS & OTHER AGENCIES	989,211	68,694	4,107,683	5,165,588	4,211,713	953,875	5,165,588
<b>TOTAL OTHER FUNDS</b>	<b>989,211</b>	<b>264,433</b>	<b>16,274,592</b>	<b>17,528,236</b>	<b>15,707,873</b>	<b>1,820,363</b>	<b>17,528,236</b>
<b>TOTAL ALL FUNDS</b>	<b>14,287,432</b>	<b>5,514,999</b>	<b>211,466,969</b>	<b>231,269,400</b>	<b>224,521,296</b>	<b>6,748,104</b>	<b>231,269,400</b>

COUNTY OF GLENN  
**GOVERNMENTAL FUNDS SUMMARY**  
 FOR FISCAL YEAR 2022-23

Fund Name	Total Financing Sources				Total Financing Uses		
	Fund Balance Available June 30, 2022 Actual	Decreases to Obligated Fund Balances	Additional Financing Sources	Total Financing Sources	Financing Uses	Increases to Obligated Fund Balances	Total Financing Uses
1	2	3	4	5	6	7	8
<b>GENERAL FUND</b>							
01010000 General Fund	6,336,201	0	29,528,163	35,864,364	35,354,366	509,998	35,864,364
01020000 State Govt Fund – Health Services	(3,233,454)	0	37,084,411	33,850,957	33,850,957	0	33,850,957
01025000 State Govt Fund – Social Services	(1,553,164)	0	31,089,102	29,535,938	29,535,938	0	29,535,938
01040000 Public Safety Fund	1,390,964	0	22,501,258	23,892,222	23,892,222	0	23,892,222
01019999 Other General Funds- See Schedule	1,212,644	265,471	6,755,640	8,233,755	7,321,063	912,692	8,233,755
<b>TOTAL GENERAL FUND</b>	<b>4,153,191</b>	<b>265,471</b>	<b>126,958,574</b>	<b>131,377,236</b>	<b>129,954,546</b>	<b>1,422,690</b>	<b>131,377,236</b>
<b>SPECIAL REVENUE FUNDS</b>							
See Attached Schedule	8,779,364	4,917,961	67,791,117	81,488,442	78,048,665	3,439,777	81,488,442
<b>CAPITAL PROJECTS FUNDS</b>							
01301130 Accumulated Capital Outlay	0	0	0	0	0	0	0
01301131 ACO Acquisition Fund	79,374	2,015	750	82,139	82,139	0	82,139
01751135 Court Consolidation	235,640	65,119	0	300,759	300,759	0	300,759
01751150 Department Relocation	50,066	0	0	50,066	50,000	66	50,066
<b>TOTAL CAPITAL PROJECTS FUND</b>	<b>365,080</b>	<b>67,134</b>	<b>750</b>	<b>432,964</b>	<b>432,898</b>	<b>66</b>	<b>432,964</b>
<b>DEBT SERVICE FUND</b>	<b>586</b>	<b>0</b>	<b>441,936</b>	<b>442,522</b>	<b>377,314</b>	<b>65,208</b>	<b>442,522</b>
<b>TOTAL ALL FUNDS</b>	<b>13,298,221</b>	<b>5,250,566</b>	<b>195,192,377</b>	<b>213,741,164</b>	<b>208,813,423</b>	<b>4,927,741</b>	<b>213,741,164</b>

APPROPRIATIONS LIMIT

64,398,834

APPROPRIATIONS SUBJECT TO LIMIT

34,276,269

COUNTY OF GLENN  
**GOVERNMENTAL FUNDS SUMMARY**  
FOR FISCAL YEAR 2022-23

Fund Name	Total Financing Sources				Total Financing Uses		
	Fund Balance Unreserved/ Undesignated June 30, 2022	Decreases to Reserves/ Designations	Additional Financing Sources	Total Financing Sources	Financing Uses	Increases to Reserves/ Designations	Total Financing Requirements
(1)	(2)	(3)	(4)	(5)	(6)	(7)	(8)
<b>OTHER GENERAL FUNDS</b>							
01051080 Safety Projects	5,242	63,058	76,000	144,300	144,300	0	144,300
01052000 Development Impact Fees	67,098	0	57,500	124,598	2,500	122,098	124,598
01052113 Centralized Dispatch	1	0	0	1	0	1	1
01052119 SCAAP Grant	0	0	0	0	0	0	0
01052125 Jail SLESA 13/14	13,337	16,663	10,000	40,000	40,000	0	40,000
01052127 DEA H&S Grant	(5,412)	5,412	24,000	24,000	24,000	0	24,000
01052128 Jail SLESA 11/12	0	0	0	0	0	0	0
01052129 Jail SLESA 12/13	0	0	0	0	0	0	0
01052130 Sheriff HC Donations	0	0	0	0	0	0	0
01052131 Jail SLESA 06/07	0	0	0	0	0	0	0
01052132 Jail SLESA 07/08	0	0	0	0	0	0	0
01052133 Jail SLESA 08/09	0	0	0	0	0	0	0
01052134 Law Enforcement Donation	111	-	1,000	1,111	1,000	111	1,111
01052135 K-9 Donation 2010-11	0	0	0	0	0	0	0
01052261 OES Domestic Equip Grant	0	0	0	0	0	0	0
01052545 Law Enforcement Discretionary	949	0	500,000	500,949	500,000	949	500,949
01052550 County SLESA	61,897	0	125,000	186,897	127,558	59,339	186,897
01052551 Jail SLESA 10/11	0	0	0	0	0	0	0
01052552 DA SLESA	13,988	0	0	13,988	0	13,988	13,988
01052558 SB678 Comm Performance	2,920	0	400,904	403,824	401,912	1,912	403,824
01052570 DMV Surcharge	7,077	0	27,000	34,077	27,000	7,077	34,077
01052600 DNA Identification-County	(771)	0	9,200	8,429	0	8,429	8,429
01052601 DNA Identification-State	0	0	2,630	2,630	2,630	0	2,630

COUNTY OF GLENN  
**GOVERNMENTAL FUNDS SUMMARY**  
FOR FISCAL YEAR 2022-23

Fund Name	Total Financing Sources				Total Financing Uses			
	Fund Balance Unreserved/ Undesignated June 30, 2022	Decreases to Reserves/ Designations	Additional Financing Sources	Total Financing Sources	Financing Uses	Increases to Reserves/ Designations	Total Financing Requirements	
	(1)	(2)	(3)	(4)	(5)	(6)	(7)	(8)
<b>OTHER GENERAL FUNDS – CONT.</b>								
01052602 DNA Identification 76104.7 GC	0	0	40,075	40,075	40,075	0	40,075	
01053440 Property Characteristics	909	0	5,000	5,909	0	5,909	5,909	
01054110 Juvenile Facility Donation	4	0	0	4	0	4	4	
01054380 Recorder's Modernization	39,691	0	0	39,691	0	39,691	39,691	
01054385 Social Security Redaction	276	0	0	276	0	276	276	
01054386 Electronic Recording AB 578	5,556	0	0	5,556	0	5,556	5,556	
01054400 Drug Enforcement	509	9,491	0	10,000	10,000	0	10,000	
01054401 Federal Seizure	175	0	0	175	0	175	175	
01054402 MET & Major Crimes Seizure	21	0	0	21	0	21	21	
01054403 Task Force Seizure	0	0	0	0	0	0	0	
01054404 Drug Abuse/Gang Activity	19,560	0	0	19,560	0	19,560	19,560	
01054405 GLNTF Operational	(132)	132	20,000	20,000	20,000	0	20,000	
01054406 GLNTF Forfeiture	1,535	8,465	0	10,000	10,000	0	10,000	
01054407 GLNTF Federal Forfeiture	0	0	0	0	0	0	0	
01054410 Investigative Vehicles	38	0	0	38	0	38	38	
01054420 DA Seizure	14,566	0	0	14,566	0	14,566	14,566	
01054425 Enviorn/Consumer Protection	55,295	0	0	55,295	0	55,295	55,295	
01054840 Memorial Hall	(27,242)	28,874	142,340	143,972	143,972	0	143,972	
01054890 Micrographics Conversion	6,267	0	0	6,267	0	6,267	6,267	
01055340 Child Support Services	(53,853)	53,853	1,346,466	1,346,466	1,346,466	0	1,346,466	
01057010 Per Capita Park Grant	(33,696)	43,696	312,000	322,000	322,000	0	322,000	
02550000 Supplemental Law Enforcement	0	0	0	0	0	0	0	
02650000 Unclaimed Funds Trust	16	0	0	16	0	16	16	

COUNTY OF GLENN  
**GOVERNMENTAL FUNDS SUMMARY**  
 FOR FISCAL YEAR 2022-23

Fund Name	Total Financing Sources				Total Financing Uses		
	Fund Balance Unreserved/ Undesignated June 30, 2022	Decreases to Reserves/ Designations	Additional Financing Sources	Total Financing Sources	Financing Uses	Increases to Reserves/ Designations	Total Financing Requirements
(1)	(2)	(3)	(4)	(5)	(6)	(7)	(8)
<b>OTHER GENERAL FUNDS – CONT.</b>							
03150000 Mental Health Advances	0	0	0	0	0	0	0
03320000 Sexual Abuse Investigation	1	0	0	1	0	1	1
03380000 Public Safety Sales Tax	654,688	0	2,962,000	3,616,688	3,427,220	189,468	3,616,688
03442000 Indigent Interment Fund	1,504	0	25	1,529	1,523	6	1,529
03485000 CWS/CMS Training Project	155,350	0	280,445	435,795	296,069	139,726	435,795
03540000 Animal Adoption Fee	5,080	9,620	300	15,000	15,000	0	15,000
04041000 Civil Automation Trust	653	0	0	653	0	653	653
04041050 Civil Vehicle Trust	10,589	0	0	10,589	0	10,589	10,589
04100000 Law Library	5,791	0	9,238	15,029	10,321	4,708	15,029
04290000 Child Development	0	0	0	0	0	0	0
04330000 County Recorder Trust	0	0	0	0	0	0	0
04350000 Mental Health Trust	152	0	0	152	0	152	152
04450000 Tobacco Control	(26,202)	26,202	150,000	150,000	150,000	0	150,000
04452000 Tobacco Prop 56	8,276	0	142,244	150,520	142,244	8,276	150,520
04480000 Alcohol Program	0	0	0	0	0	0	0
04530000 Criminal Faci Construction	6,177	0	50,250	56,427	50,250	6,177	56,427
04590000 Emergency Medical Services Fund	103,858	0	46,800	150,658	46,800	103,858	150,658
04610000 Infant Car Seat Program	4,304	0	0	4,304	3,000	1,304	4,304
04690000 DA Insurance Fraud	5	0	0	5	0	5	5
04750000 Elections Trust	62,799	-	-	62,799	-	62,799	62,799
04762000 Dry Period Financing	(5)	5	-	-	-	-	-
04795000 SGMA Technical Support Project	-	-	-	-	-	-	-
04830000 Food & Nutrition Services	-	-	-	-	-	-	-



COUNTY OF GLENN  
**GOVERNMENTAL FUNDS SUMMARY**  
 FOR FISCAL YEAR 2022-23

Fund Name	Total Financing Sources				Total Financing Uses		
	Fund Balance Unreserved/ Undesignated June 30, 2022	Decreases to Reserves/ Designations	Additional Financing Sources	Total Financing Sources	Financing Uses	Increases to Reserves/ Designations	Total Financing Requirements
(1)	(2)	(3)	(4)	(5)	(6)	(7)	(8)
<b>OTHER GENERAL FUNDS – CONT.</b>							
04880000 Aids Education	0	0	0	0	0	0	0
04900000 Domestic Violence	17,031	0	9,327	26,358	9,327	17,031	26,358
04940000 AB2086 Statham Bill	3,463	0	3,082	6,545	3,082	3,463	6,545
04950000 Alcohol Abuse Education	3,198	0	2,814	6,012	2,814	3,198	6,012
<b>TOTAL OTHER GENERAL FUNDS</b>	<b>1,212,644</b>	<b>265,471</b>	<b>6,755,640</b>	<b>8,233,755</b>	<b>7,321,063</b>	<b>912,692</b>	<b>8,233,755</b>
<b>SPECIAL REVENUE FUNDS</b>							
01050200 Solid Waste	(19,194)	19,194	737,100	737,100	737,100	0	737,100
01050300 Installment Payment Fund	1,018	0	324,380	325,398	323,380	2,018	325,398
01050347 CalWorks Incentive	744	0	0	744	0	744	744
01050350 Solid Waste – Parcel Assmts. Fund	18,087	0	450,000	468,087	388,002	80,085	468,087
01051000 Title III Forest Reserves	18,698	62,302	19,000	100,000	100,000	0	100,000
01051020 Building Standards Admin Fee	(46)	0	220	174	0	174	174
01051030 CASP Certification	1,544	0	1,000	2,544	500	2,044	2,544
01051120 Central Services - Facilities	0	0	0	0	0	0	0
01051122 Central Services - Fleet	0	0	0	0	0	0	0
01051195 General Services	28,941	0	2,638,339	2,667,280	2,638,339	28,941	2,667,280
01052181 Corning Subbasin GSP Grant	(50,000)	50,000	50,000	50,000	50,000	0	50,000
01052182 Groundwater Grant	77,317	0	43,100	120,417	43,100	77,317	120,417
01052557 DJJ Reimbursement	158,173	0	148,522	306,695	185,841	120,854	306,695
01052559 SB823 Juvenile Justice Realignment	249,454	0	250,000	499,454	250,000	249,454	499,454
01052560 Youth Prgms and Fac Grant	0	0	167,529	167,529	167,529	0	167,529
01054010 California Waste Mgmt Grant	144	0	16,156	16,300	16,150	150	16,300

COUNTY OF GLENN  
**GOVERNMENTAL FUNDS SUMMARY**  
 FOR FISCAL YEAR 2022-23

Fund Name	Total Financing Sources				Total Financing Uses		
	Fund Balance Unreserved/ Undesignated June 30, 2022	Decreases to Reserves/ Designations	Additional Financing Sources	Total Financing Sources	Financing Uses	Increases to Reserves/ Designations	Total Financing Requirements
(1)	(2)	(3)	(4)	(5)	(6)	(7)	(8)
<b>SPECIAL REVENUE FUNDS – CONT.</b>							
01054011 Emergency Preparedness Grant	0	0	0	0	0	0	0
01054012 Mental Health Service Act	995,679	0	4,085,503	5,081,182	4,305,787	775,395	5,081,182
01054021 Superior Reg Workforce Ed	365,223	0	6	365,229	363,130	2,099	365,229
01054025 Women, Infants & Children	1	0	0	1	0	1	1
01054045 Mosq Abatement Assmt Area	95,424	0	263,471	358,895	255,471	103,424	358,895
01054620 Cal Boat Launching	12,079	0	50,000	62,079	50,000	12,079	62,079
01054630 Clean California Grant – Parks	0	115,000	3,704,358	3,819,358	3,819,358	0	3,819,358
01054680 Vital & Health Statistics	4,842	0	0	4,842	1,600	3,242	4,842
01055011 IHSS Public Authority	(216,493)	20,088	776,039	579,634	579,634	0	579,634
01055012 SSD Stuart Foundation	5	0	0	5	0	5	5
01055350 American Rescue Plan Act Fund	2,544,911	2,769,569	30,000	5,344,480	5,344,480	0	5,344,480
01055351 Project Home Key	1,037	0	6,685,556	6,686,593	6,685,556	1,037	6,686,593
01055360 Public Defense Pilot Program	32,302	1,505	0	33,807	33,807	0	33,807
01060000 Local Revenue Fund 2011	1,090,691	0	2,090,399	3,181,090	2,548,010	633,080	3,181,090
01062136 Trial Court Security	246,021	151,032	450,000	847,053	847,053	0	847,053
01063000 Local Innovation Fund	93,527	0	13,575	107,102	85,000	22,102	107,102
01064211 Behavioral Health Realignment	274,891	0	2,164,687	2,439,578	2,337,922	101,656	2,439,578
01065000 Local Rev Fund-Soc Svcs	1,846,779	0	5,074,230	6,921,009	6,815,153	105,856	6,921,009
01200000 Road Fund	483,080	882,663	14,246,642	15,612,385	15,612,385	0	15,612,385
01203013 Road Prop 1B Fund	0	0	0	0	0	0	0
01203014 Road Local Transportation	(259,952)	259,952	3,381,466	3,381,466	3,381,466	0	3,381,466
01401140 Advertising Fund	45,505	0	78,869	124,374	80,607	43,767	124,374
01602270 Fish & Game Fund	8,508	0	0	8,508	0	8,508	8,508

COUNTY OF GLENN  
**GOVERNMENTAL FUNDS SUMMARY**  
 FOR FISCAL YEAR 2022-23

Fund Name	Total Financing Sources				Total Financing Uses		
	Fund Balance Unreserved/ Undesignated June 30, 2022	Decreases to Reserves/ Designations	Additional Financing Sources	Total Financing Sources	Financing Uses	Increases to Reserves/ Designations	Total Financing Requirements
(1)	(2)	(3)	(4)	(5)	(6)	(7)	(8)
<b>SPECIAL REVENUE FUNDS – CONT.</b>							
01906020 Superintendent of Schools	16,313	0	255,825	272,138	141,729	130,409	272,138
02210000 CUPA/Underground Storage Tank	59,075	0	263,500	322,575	308,801	13,774	322,575
02220000 Vegetation	33,728	0	137,808	171,536	138,419	33,117	171,536
02224170 Tri-County Bee	0	0	0	0	0	0	0
02260000 Planning & Public Works	(2,131)	0	1,156,223	1,154,092	1,150,309	3,783	1,154,092
02261000 PCSD Permit Center	8,500	5,340	214,725	228,565	228,565	0	228,565
02261121 ADA Capital Improvement Grant	0	0	0	0	0	0	0
02390000 HOME Glenn	67,842	2,706	2,000	72,548	72,548	0	72,548
02420000 CDBG	10,177	0	15,000	25,177	15,000	10,177	25,177
02430000 Sect8 Family Self Sufficient	1	0	0	1	0	1	1
02800000 Business Loan Program	218	0	0	218	0	218	218
03090000 Drug Program Fund	14,266	0	0	14,266	0	14,266	14,266
03320000 Sexual Abuse Investigative Team	1	0	0	1	0	1	1
03400000 Realignment Social Services	273,020	0	3,430,945	3,703,965	3,493,359	210,606	3,703,965
03415010 SSD Family Support Realignment	270,686	0	1,229,397	1,500,083	1,229,397	270,686	1,500,083
03420000 HC CDBG	3,709	1,291	5,000	10,000	10,000	0	10,000
03450000 County Childrens Trust	13,767	0	33,288	47,055	33,288	13,767	47,055
03700000 Realignment - Health Trust	341,874	0	0	341,874	115,131	226,743	341,874
03710000 Realignment - Mental Health	138,197	0	1,111,196	1,249,393	1,111,196	138,197	1,249,393
04990000 Community Action	(618,819)	577,319	11,996,063	11,954,563	11,954,563	0	11,954,563
<b>TOTAL SPECIAL REVENUE FUNDS</b>	<b>8,779,364</b>	<b>4,917,961</b>	<b>67,791,117</b>	<b>81,488,442</b>	<b>78,048,665</b>	<b>3,439,777</b>	<b>81,488,442</b>

2022-23 DETAIL OF OPERATING TRANSFERS

TRANSFERS BY FUND	OPERATING TRANSFERS IN	OPERATING TRANSFERS OUT
<b>GENERAL FUND</b>		
<b>GENERAL FUND</b>		
Transfer from General Fund - Public Admin	15,329	0
Transfer from Capital Projects Fund	350,759	0
Transfer from Other General Funds - Safety Projects	50,000	0
Transfer from Special Revenue - California Waste Mgmt Grant	16,150	0
Transfer from Special Revenue - Community Action	65,000	0
Transfer from Special Revenue - ARPA Fund	2,046,232	0
Transfer from Special Revenue - Corning Subbasin	16,900	0
Transfer from State Govt Fund - Health Services	543,545	0
Transfer from State Govt Fund - Social Services	164,994	0
Transfer from Local Revenue Fund - Indigent Defense	25,000	0
Transfer to Special Revenue - Cal Boat	0	25,000
Transfer to Special Revenue - Parks & Rec	0	42,475
Transfer to Special Revenue - Memorial Hall	0	113,440
Transfer to General Fund - County Counsel	0	15,329
Transfer to Public Safety Fund	0	10,775,124
Transfer to Special Revenue - Advertising Fund	0	46,369
Transfer to Special Revenue - Community Action	0	5
Transfer to State Govt Fund - Health Programs	0	68,645
Transfer to State Govt Fund - Social Services	0	234,400
<b>TOTAL GENERAL FUND TRANSFERS</b>	<b>3,293,909</b>	<b>11,320,787</b>
<b>STATE GOVERNMENT FUND - HEALTH SERVICES</b>		
Transfer from General Fund - Health	58,501	0
Transfer from General Fund - Mental Health	10,144	0
Transfer from State Govt Fund - Social Services	335,622	0
Transfer from Local Revenue Fund - Behavioral Health	2,337,922	0
Transfer from Local Revenue Fund - Public Safety	319,714	0
Transfer from Special Revenue - IHSS Public Authority	28,524	0
Transfer from Special Revenue - Mental Health Realignment	1,111,196	0
Transfer from Special Revenue - Mental Health Services Act	4,292,192	0
Transfer from Special Revenue - Mosq Abatement Assessment	16,409	0
Transfer to General Fund - Personnel	0	200,910
Transfer to General Fund - Admin	0	65,919
Transfer to State Govt Fund - Social Services	0	97,118
Transfer to General Fund - Planning & Community Development	0	291,578
Transfer to General Fund - Public Guardian	0	80,000
Transfer to Public Safety Fund	0	62,500
Transfer to Special Revenue - Community Action	0	538,056
<b>TOTAL STATE GOVT FUND TRANSFERS - HEALTH SERVICES</b>	<b>8,510,224</b>	<b>1,336,081</b>

2022-23 DETAIL OF OPERATING TRANSFERS

TRANSFERS BY FUND	OPERATING TRANSFERS IN	OPERATING TRANSFERS OUT
<b>GENERAL FUND</b>		
<b>STATE GOVERNMENT FUND - SOCIAL SERVICES</b>		
Transfer from General Fund - CalWorks	80,000	0
Transfer from General Fund - Foster Care	99,400	0
Transfer from General Fund - Social Services Administration	55,000	0
Transfer from Local Revenue Fund - Social Services	6,815,153	0
Transfer from Special Revenue - IHSS Public Authority	344,018	0
Transfer from Special Revenue - Social Services Realignment	3,341,614	0
Transfer from Special Revenue - SSD Family Support Realign	1,229,397	0
Transfer from State Govt Fund - Health Services	97,118	0
Transfer to General Fund - County Counsel	0	164,994
Transfer to ST Gov	0	335,622
Transfer to Other General Funds - CWS/CMS Training	0	19,620
Transfer to Public Safety Fund	0	25,000
Transfer to Special Revenue - Community Action	0	905,324
<b>TOTAL STATE GOVT FUND TRANSFERS - SOCIAL SERVICES</b>	<b>12,061,700</b>	<b>1,450,560</b>
<b>PUBLIC SAFETY FUND</b>		
Transfer from General Fund	10,775,124	0
Transfer from General Fund - Public Safety Sales Tax	3,350,805	0
Transfer from Local Revenue Fund - Public Safety	2,078,296	0
Transfer from Special Revenue - Probation	870,282	0
Transfer from Special Revenue - DMV Surcharge	27,000	0
Transfer from Special Revenue - Law Enforce Discretionary	500,000	0
Transfer from Special Revenue - Social Services Realignment	120,426	0
Transfer from State Govt Fund - Health Services	47,500	0
Transfer from State Govt Fund - Social Services	25,000	0
<b>TOTAL PUBLIC SAFETY FUND TRANSFERS</b>	<b>17,794,433</b>	<b>0</b>
<b>OTHER GENERAL FUNDS</b>		
Transfer from General Fund	113,440	0
Transfer from State Govt Fund - Social Services	19,620	0
Transfer from Other General Funds-GLINTF Federal Forfeiture	20,000	0
Transfer to General Fund - Personnel	0	50,000
Transfer to State Govt Fund - Social Services	0	31,095
Transfer to Other General Funds - GLINTF	0	938,912
Transfer to Public Safety Fund	0	3,350,805
Transfer to Special Revenue - Community Action	0	4,000
<b>TOTAL OTHER GENERAL FUNDS</b>	<b>153,060</b>	<b>4,374,812</b>
<b>SUBTOTAL GENERAL FUNDS</b>	<b>41,813,326</b>	<b>18,482,240</b>

2022-23 DETAIL OF OPERATING TRANSFERS

TRANSFERS BY FUND	OPERATING TRANSFERS IN	OPERATING TRANSFERS OUT
<b>SPECIAL REVENUES FUNDS</b>		
Transfer from General Fund - Advertising Fund	46,369	0
Transfer from General Fund - General Services	67,475	0
Transfer from General Fund - Community Action	5	0
Transfer from State Govt Fund - Social Services	1,226,055	0
Transfer from Other General Funds - Corning Subbasin	33,100	0
Transfer from Road Transportation - Road Maintenance	3,381,466	0
Transfer from Special Revenue - Community Action	79,250	0
Transfer from Special Revenue - IHSS Public Authority	62,414	0
Transfer from Special Revenue - USDA COP SW	388,002	0
Transfer to General Fund - Public Defense Revo Hearings	0	25,000
Transfer to General Fund - Planning & Community Development	0	16,150
Transfer to General Fund - ARPA	0	2,046,232
Transfer to General Fund - Community Action	0	100,000
Transfer to Public Safety Fund - Public Safety Fund	0	2,652,092
Transfer to Road Construction & Maintenance	0	3,381,466
Transfer to Special Revenue - Community Action	0	40,250
Transfer to Special Revenue - Water Resources	0	50,000
Transfer to Special Revenue - Public Authority	0	62,414
Transfer to Special Revenue - SW Parcel Fee Assmt Fund	0	388,002
Transfer to State Govt Fund - Health Services	0	8,077,433
Transfer to State Govt Fund - Social Services	0	11,727,611
<b>TOTAL SPECIAL REVENUE FUND TRANSFERS</b>	<b>5,284,136</b>	<b>28,566,650</b>
<b>CAPITAL PROJECTS FUND</b>		
Transfer to General Fund - In-House Projects	0	350,759
<b>TOTAL CAPITAL PROJECTS FUND TRANSFERS</b>	<b>0</b>	<b>350,759</b>
<b>DEBT SERVICE FUND</b>		
Transfer from Special Revenue Fund - Supt of Schools	141,729	0
<b>TOTAL DEBT SERVICE FUND TRANSFERS</b>	<b>141,729</b>	<b>0</b>
<b>GRAND TOTAL OPERATING TRANSFERS</b>	<b>47,239,191</b>	<b>47,399,649</b>

COUNTY OF GLENN  
**FUND BALANCE - GOVERNMENTAL FUNDS**  
 FISCAL YEAR 2022-23

Fund Name	Total Fund Balance June 30, 2022 Actual	Less: Obligated Fund Balances			Fund Balance Available June 30, 2022
		Encumbrances	Nonspendable, Restricted & Committed	Assigned	
1	2	3	4	5	6
<b>GENERAL FUND</b>					
01010000 General Fund	7,790,814	0	319,595	1,135,018	6,336,201
01020000 State Govt Fund - Health Services	(1,743,873)	0	410	1,489,171	(3,233,454)
01025000 State Govt Fund - Social Services	(1,466,257)	0	0	86,907	(1,553,164)
01040000 Public Safety Fund	1,390,964	0	0	0	1,390,964
01999999 Other General Funds	3,710,269	0	2,700	2,494,925	1,212,644
<b>TOTAL GENERAL FUND</b>	<b>9,681,917</b>	<b>0</b>	<b>322,705</b>	<b>5,206,021</b>	<b>4,153,191</b>
<b>SPECIAL REVENUE FUNDS</b>					
See Attached Schedule	25,204,134	0	3,849,463	12,575,307	8,779,364
<b>CAPITAL PROJECTS FUNDS</b>					
01301130 Accumulated Capital Outlay Fund	0	0	0	0	0
01301131 ACO Acquisition Fund	79,374	0	0	0	79,374
01751135 Court Consolidation	235,640	0	0	0	235,640
01751150 Department Relocation	50,066	0	0	0	50,066
<b>TOTAL CAPITAL PROJECTS FUNDS</b>	<b>365,080</b>	<b>0</b>	<b>0</b>	<b>0</b>	<b>365,080</b>
<b>DEBT SERVICE FUND</b>	<b>183,506</b>	<b>0</b>	<b>141,550</b>	<b>41,370</b>	<b>586</b>
<b>TOTAL GOVERNMENTAL FUNDS</b>	<b>35,434,637</b>	<b>0</b>	<b>4,313,718</b>	<b>17,822,698</b>	<b>13,298,221</b>

COUNTY OF GLENN  
 OTHER GENERAL FUNDS & SPECIAL REVENUE FUNDS

**FUND BALANCE - GOVERNMENTAL FUNDS**

FISCAL YEAR 2022-23

Description	Total Fund Balance June 30, 2022 Actual	Less: Obligated Fund Balances			Fund Balance Available June 30, 2022
		Encumbrances	Nonspendable, Restricted & Committed	Assigned	
1	2	3	4	5	6
<b>OTHER GENERAL FUNDS</b>					
01051080 Safety Projects	96,162	0	0	90,920	5,242
01052000 Development Impact Fees	649,518	0	0	582,420	67,098
01052113 Centralized Dispatch	119	0	0	118	1
01052119 SCAAP Grant	0	0	0	0	0
01052125 Jail SLESA	63,308	0	0	49,971	13,337
01052127 DEA H&S Grant	(5,412)	0	0	0	(5,412)
01052128 Jail SLESA 11/12	0	0	0	0	0
01052129 Jail SLESA 12/13	0	0	0	0	0
01052130 Sheriff HC Donations	0	0	0	0	0
01052131 Jail SLESA 06/07	0	0	0	0	0
01052132 Jail SLESA 07/08	0	0	0	0	0
01052133 Jail SLESA 08/09	0	0	0	0	0
01052134 Law Enforcement Donation	10,290	0	0	10,179	111
01052135 K-9 Donation	6	0	0	6	0
01052261 OES Domestic Equip Grant	1,777	0	0	1,777	0
01052545 Law Enforcement Discretionary	68,998	0	0	68,049	949
01052550 County SLESA	115,277	0	0	53,380	61,897
01052551 Jail SLESA 10/11	0	0	0	0	0
01052552 DA SLESA	86,793	0	0	72,805	13,988
01052558 SB678 Comm Performance	77,127	0	0	74,207	2,920
01052570 DMV Surcharge	13,996	0	0	6,919	7,077
01052600 DNA Identification-County	142,587	0	0	143,358	(771)



COUNTY OF GLENN  
 OTHER GENERAL FUNDS & SPECIAL REVENUE FUNDS  
**FUND BALANCE - GOVERNMENTAL FUNDS**  
 FISCAL YEAR 2022-23

Description	Total Fund Balance June 30, 2022 Actual	Less: Obligated Fund Balances			Fund Balance Available June 30, 2022
		Encumbrances	Nonspendable, Restricted & Committed	Assigned	
1	2	3	4	5	6
<b>OTHER GENERAL FUNDS – CONT.</b>					
01052601 DNA Identification-State	0	0	0	0	0
01052602 DNA Identification 76104.7 GC	0	0	0	0	0
01053440 Property Characteristics	58,332	0	0	57,423	909
01054110 Juvenile Facility Donation	540	0	0	536	4
01054380 Recorder's Modernization	193,863	0	0	154,172	39,691
01054385 Social Security Redaction	33,172	0	0	32,896	276
01054386 Electronic Recording AB 578	22,298	0	0	16,742	5,556
01054400 Drug Enforcement	25,801	0	0	25,292	509
01054401 Federal Seizure	21,052	0	0	20,877	175
01054402 MET & Major Crimes Seizure	70	0	0	49	21
01054403 Tagment Seizure	0	0	0	0	0
01054404 Drug Abuse/Gang Activity	55,252	0	0	35,692	19,560
01054405 GLINTF Operational	(132)	0	0	0	(132)
01054406 GLNTF Forfeiture	121,196	0	2,700	116,961	1,535
01054407 GLNTF Federal Forfeiture	0	0	0	0	0
01054410 Investigative Vehicles	4,551	0	0	4,513	38
01054420 DA Seizure	88,141	0	0	73,575	14,566
01054425 Environ/Consumer Protection	66,352	0	0	11,057	55,295
01054840 Memorial Hall	(27,242)	0	0	0	(27,242)
01054890 Micrographics Conversion	37,987	0	0	31,720	6,267
01055340 Child Support Services	(53,853)	0	0	0	(53,853)
01057010 Per Capita Park Grant	(33,696)	0	0	0	(33,696)

COUNTY OF GLENN  
 OTHER GENERAL FUNDS & SPECIAL REVENUE FUNDS

**FUND BALANCE - GOVERNMENTAL FUNDS**

FISCAL YEAR 2022-23

Description	Total Fund Balance June 30, 2022 Actual	Less: Obligated Fund Balances			Fund Balance Available June 30, 2022
		Encumbrances	Nonspendable, Restricted & Committed	Assigned	
1	2	3	4	5	6
<b>OTHER GENERAL FUNDS – CONT.</b>					
02550000 Supplemental Law Enforcement	0	0	0	0	0
02650000 Unclaimed Funds Trust	16	0	0	0	16
03150000 Mental Health Advances	0	0	0	0	0
03320000 Sexual Abuse Investigation	191	0	0	190	1
03380000 Public Safety Sales Tax	654,688	0	0	0	654,688
03442000 Glenn Co. Indigent Interment Fund	1,504	0	0	0	1,504
03485000 CWS/CMS Training Project	610,977	0	0	455,627	155,350
03540000 Animal Adoption Fee	20,292	0	0	15,212	5,080
04041000 Civil Automation Trust	662	0	0	9	653
04041050 Civil Vehicle Trust	10,739	0	0	150	10,589
04100000 Law Library	78,080	0	0	72,289	5,791
04290000 Child Development	26	0	0	26	0
04330000 County Recorder Trust	0	0	0	0	0
04350000 Mental Health Trust	18,144	0	0	17,992	152
04450000 Tobacco Control	4,359	0	0	30,561	(26,202)
04452000 Tobacco Prop 56	9,881	0	0	1,605	8,276
04480000 Alcohol Program	118	0	0	118	0
04530000 Criminal Facility Construction	6,177	0	0	0	6,177
04590000 Emergency Medical Services Fund	140,446	0	0	36,588	103,858
04610000 Infant Car Seat Program	7,248	0	0	2,944	4,304
04690000 DA Insurance Fraud	568	0	0	563	5
04750000 Elections Trust	62,799	0	0	0	62,799

COUNTY OF GLENN  
 OTHER GENERAL FUNDS & SPECIAL REVENUE FUNDS

**FUND BALANCE - GOVERNMENTAL FUNDS**

FISCAL YEAR 2022-23

Description	Total Fund Balance June 30, 2022 Actual	Less: Obligated Fund Balances			Fund Balance Available June 30, 2022
		Encumbrances	Nonspendable, Restricted & Committed	Assigned	
1	2	3	4	5	6
<b>OTHER GENERAL FUNDS – CONT.</b>					
04762000 Dry Period Financing	(5)	0	0	0	(5)
04795000 SGMA Technical Support Project	0	0	0	0	0
04830000 Food & Nutrition Services	105	0	0	105	0
04880000 Aids Education	91	0	0	91	0
04900000 Domestic Violence	46,140	0	0	29,109	17,031
04940000 AB2086 Statham Bill	52,763	0	0	49,300	3,463
04950000 Alcohol Abuse Education	50,030	0	0	46,832	3,198
<b>TOTAL OTHER GENERAL FUNDS</b>	<b>3,710,269</b>	<b>0</b>	<b>2,700</b>	<b>2,494,925</b>	<b>1,212,644</b>
<b>SPECIAL REVENUE FUNDS</b>					
01050200 Solid Waste	(3,359)	0	0	15,835	(19,194)
01050300 Installment Pmt. Fund	1,018	0	0	0	1,018
01050347 CalWorks Incentive	89,429	0	0	88,685	744
01050350 Solid Waste - Parcel Assessments Fund	396,610	0	0	378,523	18,087
01051000 Title III Forest Reserves	117,569	0	0	98,871	18,698
01051020 Building Standards Admin Fees	1,936	0	0	1,982	(46)
01051030 CASP Certification	4,364	0	0	2,820	1,544
01051120 Central Services - Facilities	0	0	0	0	0
01051122 Central Services - Fleet	0	0	0	0	0
01051195 General Services	48,269	0	0	19,328	28,941
01052181 Corning Subbasin GSP Grant	2,520	0	0	52,520	(50,000)

COUNTY OF GLENN  
 OTHER GENERAL FUNDS & SPECIAL REVENUE FUNDS

**FUND BALANCE - GOVERNMENTAL FUNDS**

FISCAL YEAR 2022-23

Description	Total Fund Balance June 30, 2022 Actual	Less: Obligated Fund Balances			Fund Balance Available June 30, 2022
		Encumbrances	Nonspendable, Restricted & Committed	Assigned	
1	2	3	4	5	6
<b>OTHER SPECIAL FUNDS – CONT.</b>					
01052182 Groundwater Grant	251,993	0	0	174,676	77,317
01052557 DJJ Reimbursement	158,173	0	0	0	158,173
01052559 SB823 Juvenile Justice Realign	249,454	0	0	0	249,454
01052560 Youth Prgms and Fac Grant	0	0	0	0	0
01054010 California Waste Mgmt Grant	17,274	0	0	17,130	144
01054011 Emergency Preparedness Grant	1	0	0	1	0
01054012 Mental Health Services Act	2,953,972	0	0	1,958,293	995,679
01054021 Superior Reg Workforce Ed	365,223	0	0	0	365,223
01054025 Women, Infants & Children	212	0	0	211	1
01054045 Mosq Abatement Assessment Area	493,527	0	0	398,103	95,424
01054620 Cal Boat Launching	18,397	0	0	6,318	12,079
01054630 Clean California Grant - Parks	0	0	0	0	0
01054680 Vital & Health Statistics	28,596	0	0	23,754	4,842
01055011 IHSS Public Authority	(183,607)	0	0	32,886	(216,493)
01055012 SSD Stuart Foundation Grant	601	0	0	596	5
01055350 America Rescue Plan Act Fund	2,548,759	0	0	3,848	2,544,911
01055351 Project Home Key	1,037	0	0	0	1,037
01055360 Public Defense Pilot Program	32,302	0	0	0	32,302
01060000 County Local Revenue Fund 2011	1,488,327	0	0	397,636	1,090,691
01062136 Courty Security	786,044	0	0	540,023	246,021
01063000 Local Innovation Fund	110,677	0	0	17,150	93,527
01064211 Behavioral Health Realignment	1,258,659	0	0	983,768	274,891

COUNTY OF GLENN  
 OTHER GENERAL FUNDS & SPECIAL REVENUE FUNDS

**FUND BALANCE - GOVERNMENTAL FUNDS**

FISCAL YEAR 2022-23

Description	Total Fund Balance June 30, 2022 Actual	Less: Obligated Fund Balances			Fund Balance Available June 30, 2022
		Encumbrances	Nonspendable, Restricted & Committed	Assigned	
1	2	3	4	5	6
<b>OTHER SPECIAL FUNDS – CONT.</b>					
01065000 Local Revenue Fund-Social Svcs	2,384,497	0	0	537,718	1,846,779
01200000 Road Fund	682,816	0	99,736	100,000	483,080
01203013 Road 1B Fund	0	0	0	0	0
01203014 Road Local Transportation	2,191,191	0	0	2,451,143	(259,952)
01400000 Advertising Fund	102,545	0	0	57,040	45,505
01600000 Fish & Game Fund	19,073	0	0	10,565	8,508
01900000 Superintendent of Schools	1,029,381	0	0	1,013,068	16,313
02210000 CUPA/Underground Storage Tank	91,421	0	0	32,346	59,075
02220000 Vegetation	118,239	0	25,798	58,713	33,728
02224170 Tri-County Bee	0	0	0	0	0
02260000 Planning & Public Works	(1,526)	0	100	505	(2,131)
02261000 PCSD Permit Center	40,846	0	0	32,346	8,500
02261121 ADA Capital Improvement Grant	0	0	0	0	0
02390000 HOME Glenn	671,744	0	603,902	0	67,842
02420000 CDBG	1,717,536	0	1,033,883	673,476	10,177
02430000 Sect8 Family Self Sufficient	18	0	0	17	1
02800000 Business Loan Program	278,590	0	252,377	25,995	218
03090000 Drug Program Fund	14,987	0	0	721	14,266
03320000 Sexual Abuse Investigative Team	191	0	0	190	1
03400000 Realignment Social Services	2,113,117	0	865,000	975,097	273,020
03415010 SSD Family Support Realignment	293,731	0	0	23,045	270,686
03420000 HC CDBG	260,958	0	96,063	161,186	3,709

COUNTY OF GLENN  
 OTHER GENERAL FUNDS & SPECIAL REVENUE FUNDS  
**FUND BALANCE - GOVERNMENTAL FUNDS**  
 FISCAL YEAR 2022-23

Description	Total Fund Balance June 30, 2022 Actual	Less: Obligated Fund Balances			Fund Balance Available June 30, 2022
		Encumbrances	Nonspendable, Restricted & Committed	Assigned	
1	2	3	4	5	6
<b>OTHER SPECIAL FUNDS – CONT.</b>					
03450000 County Children’s Trust	89,584	0	0	75,817	13,767
03700000 Realignment - Health Trust	1,193,601	0	839,657	12,070	341,874
03710000 Realignment - Mental Health	364,374	0	0	226,177	138,197
04990000 Community Action	309,243	0	32,947	895,115	(618,819)
<b>TOTAL SPECIAL REVENUE FUNDS</b>	<b>25,204,134</b>	<b>0</b>	<b>3,849,463</b>	<b>12,575,307</b>	<b>8,779,364</b>

COUNTY BUDGET ACT

JANUARY 2010

COUNTY OF GLENN  
**OBLIGATED FUND BALANCES - BY GOVERNMENTAL FUNDS**  
 FISCAL YEAR 2022-23

Description	Obligated Fund Balances June 30, 2022	Decreases or Cancellations		Increases or New Obligations		Total Obligated Fund Balances for the Budget Year
		Recommended	Adopted by the Board of Supervisors	Recommended	Adopted by the Board of Supervisors	
1	2	3	4	5	6	7
<b>GENERAL FUND</b>						
01010000 General Fund						
General Reserve	1,135,018	0	0	0	509,998	1,645,016
Committed Fund Balance	0	0	0	0	0	0
Nonspendable - Prepaid Expense	0	0	0	0	0	0
Nonspendable - Imprest Cash	1,995	0	0	0	0	1,995
Nonspendable - Advances	317,600	0	0	0	0	317,600
Encumbrance Reserve	-	0	0	0	0	0
01020000 State Govt Fund-Health Services						
Designated Reserve	1,489,171	5,879,617	0	0	0	1,489,171
Nonspendable - Prepaid Expense	0	0	0	0	0	0
Nonspendable - Imprest Cash	410	0	0	0	0	410
Encumbrance Reserve	0	0	0	0	0	0
01025000 State Govt Fund-Social Services						
Designated Reserve	86,907	2,054,502	0	0	0	86,907
Encumbrance Reserve	0	0	0	0	0	0
01040000 Public Safety Fund						
Designated Reserve	0	1	0	0	0	0
Assigned Fund Balance	0	0	0	0	0	0
Nonspendable - Prepaid Expense	0	0	0	0	0	0
Encumbrance Reserve	0	0	0	0	0	0
01019999 Other General Funds See Attached Schedule						
Designated Reserve	2,494,925	584,992	265,471	795,015	912,692	3,142,146
Nonspendable Reserves	2,700	0	0	0	0	2,700
<b>TOTAL GENERAL FUND</b>	<b>5,528,726</b>	<b>8,519,112</b>	<b>265,471</b>	<b>795,015</b>	<b>1,422,690</b>	<b>6,685,945</b>

COUNTY BUDGET ACT

JANUARY 2010

COUNTY OF GLENN  
**OBLIGATED FUND BALANCES - BY GOVERNMENTAL FUNDS**  
 FISCAL YEAR 2022-23

Description	Obligated Fund Balances June 30, 2022	Decreases or Cancellations		Increases or New Obligations		Total Obligated Fund Balances for the Budget Year
		Recommended	Adopted by the Board of Supervisors	Recommended	Adopted by the Board of Supervisors	
1	2	3	4	5	6	7
<b>SPECIAL REVENUE FUNDS</b> See Attached Schedule						
Designated Reserve	12,575,307	4,381,043	4,917,961	5,825,719	3,439,777	11,097,123
Nonspendable Reserves	3,849,463	0	0	0	0	3,849,463
Encumbrance Reserve	0	0	0	0	0	0
<b>TOTAL SPECIAL REVENUE FUNDS</b>	16,424,770	4,381,043	4,917,961	5,825,719	3,439,777	14,946,586
<b>CAPITAL PROJECTS FUNDS</b>						
01301130 Accumulated Capital Outlay						
Designated Reserve	0	0	0	0	0	0
01301131 ACO Acquisition Fund						
Designated Reserve	0	615	2,015	0	0	(2,015)
01751135 Court Consolidation						
Designated Reserve	0	65,119	65,119	0	0	(65,119)
01751150 Department Relocation						
Designated Reserve	0	181	0	0	66	66
<b>TOTAL CAPITAL PROJECTS FUNDS</b>	0	65,915	67,134	0	66	(67,068)
<b>DEBT SERVICE FUNDS</b>						
Restricted USDA Debt	141,550	0	0	0	0	141,550
Designated Reserve	41,370	0	0	65,206	65,208	106,578
<b>TOTAL DEBT SERVICE FUNDS</b>	182,920	0	0	65,206	65,208	248,128
<b>TOTAL GOVERNMENTAL FUNDS</b>	22,136,416	12,966,070	5,250,566	6,685,940	4,927,741	21,813,591



COUNTY OF GLENN  
**RESERVES / DESIGNATIONS - BY GOVERNMENTAL FUNDS**  
 FISCAL YEAR 2022-23

Description	Reserves/ Designations June 30, 2022	Decreases or Cancellations		Increases or New		Total Reserves/ Designations for the Budget Year
		Recommended	Adopted by the Board of Supervisors	Recommended	Adopted by the Board of Supervisors	
1	2	3	4	5	6	7
<b>OTHER GENERAL FUNDS</b>						
01051080 Safety Projects						
Designated Reserve	90,920	129,191	63,058	0	0	27,862
01052000 Development Impact Fees						
Designated Reserve	582,420	0	0	133,952	122,098	704,518
01052113 Centralized Dispatch						
Designated Reserve	118	0	0	1	1	119
01052119 SCAAP Grant						
Designated Reserve	0	0	0	0	0	0
01052125 Jail SLESA						
Designated Reserve	49,971	20,215	16,663	0	0	33,308
01052127 DEA H&S Grant						
Designated Reserve	0	5,518	5,412	0	0	(5,412)
01052128 Jail SLESA 11/12						
Designated Reserve	0	0	0	0	0	0
01052129 Jail SLESA 12/13						
Designated Reserve	0	0	0	0	0	0
01052130 Sheriff HC Donations						
Designated Reserve	0	0	0	0	0	0

COUNTY OF GLENN  
**RESERVES / DESIGNATIONS - BY GOVERNMENTAL FUNDS**  
 FISCAL YEAR 2022-23

Description	Reserves/ Designations June 30, 2022	Decreases or Cancellations		Increases or New		Total Reserves/ Designations for the Budget Year
		Recommended	Adopted by the Board of Supervisors	Recommended	Adopted by the Board of Supervisors	
1	2	3	4	5	6	7
<b>OTHER GENERAL FUNDS – CONT.</b>						
01042131 Jail SLESA 06/07 Designated Reserve	0	0	0	0	0	0
01052132 Jail SLESA 07/08 Designated Reserve	0	0	0	0	0	0
01052133 Jail SLESA 08/09 Designated Reserve	0	0	0	0	0	0
01052134 Law Enforcement Donation Designated Reserve	10,179	16,945	0	0	111	10,290
01052135 K-9 Donation Designated Reserve	6	0	0	1	0	6
01052261 OES Domestic Equip Grant Designated Reserve	1,777	0	0	0	0	1,777
01052545 Law Enforcement Discretionary Designated Reserve	68,049	0	0	1,055	949	68,998
01052550 County SLESA Designated Reserve	53,380	0	0	16,881	59,339	112,719
01052551 Jail SLESA Designated Reserve	0	0	0	0	0	0

COUNTY OF GLENN  
**RESERVES / DESIGNATIONS - BY GOVERNMENTAL FUNDS**  
 FISCAL YEAR 2022-23

Description	Reserves/ Designations June 30, 2022	Decreases or Cancellations		Increases or New		Total Reserves/ Designations for the Budget Year
		Recommended	Adopted by the Board of Supervisors	Recommended	Adopted by the Board of Supervisors	
1	2	3	4	5	6	7
<b>OTHER GENERAL FUNDS – CONT.</b>						
01052552 DA SLESA Designated Reserve	72,805	0	0	10,060	13,988	86,793
01052558 SB678 Comm Performance Designated Reserve	74,207	12,686	0	0	1,912	76,119
01052570 DMV Surcharge Designated Reserve	6,919	0	0	3,450	7,077	13,996
01052600 DNA Identification-County Designated Reserve	143,358	0	0	5,668	8,429	151,787
01052601 DNA Identification-State Designated Reserve	0	0	0	0	0	0
01052602 DNA Identification 76104.7 Designated Reserve	0	0	0	0	0	0
01053440 Property Characteristics Designated Reserve	57,423	0	0	11,950	5,909	63,332
01054110 Juvenile Facility Donation Designated Reserve	536	0	0	4	4	540
01054380 Recorder's Modernization Designated Reserve	154,172	0	0	40,000	39,691	193,863

COUNTY OF GLENN  
**RESERVES / DESIGNATIONS - BY GOVERNMENTAL FUNDS**  
 FISCAL YEAR 2022-23

Description	Reserves/ Designations June 30, 2022	Decreases or Cancellations		Increases or New		Total Reserves/ Designations for the Budget Year
		Recommended	Adopted by the Board of Supervisors	Recommended	Adopted by the Board of Supervisors	
1	2	3	4	5	6	7
<b>OTHER GENERAL FUNDS – CONT.</b>						
01054385 Social Security Redaction						
Designated Reserve	32,896	0	0	160	276	33,172
01054386 Electronic Recording AB 578						
Designated Reserve	16,742	0	0	5,650	5,556	22,298
01054400 Drug Enforcement						
Designated Reserve	25,292	9,655	9,491	0	0	15,801
01054401 Federal Seizure						
Designated Reserve	20,877	0	0	165	175	21,052
01054402 MET & Major Crimes Seizure						
Designated Reserve	49	0	0	20	21	70
01054403 Tagment Seizure						
Designated Reserve	0	0	0	0	0	0
01054404 Drug Abuse/Gang Activity						
Designated Reserve	35,692	0	0	22,212	19,560	55,252
01054405 Drug Abuse/Gang Activity						
Designated Reserve	0	36	132	0	0	(132)
01054406 GLINTF Forfeiture						
Designated Reserve	116,961	8,420	8,465	0	0	108,496
Nonspendable - Imprest Cash	2,700	0	0	0	0	2,700

COUNTY OF GLENN  
**RESERVES / DESIGNATIONS - BY GOVERNMENTAL FUNDS**  
 FISCAL YEAR 2022-23

Description	Reserves/ Designations June 30, 2022	Decreases or Cancellations		Increases or New		Total Reserves/ Designations for the Budget Year
		Recommended	Adopted by the Board of Supervisors	Recommended	Adopted by the Board of Supervisors	
1	2	3	4	5	6	7
<b>OTHER GENERAL FUNDS – CONT.</b>						
01054407 GLINTF Federal Forfeiture						
Designated Reserve	0	0	0	0	0	0
01054410 Investigative Vehicles						
Designated Reserve	4,513	0	0	40	38	4,551
01054420 DA Seizure						
Designated Reserve	73,575	0	0	12,693	14,566	88,141
01054425 Environ/Consumer Protection						
Designated Reserve	11,057	0	0	17,765	55,295	66,352
01054840 Memorial Hall						
Designated Reserve	0	21,241	28,874	0	0	(28,874)
01054890 Micrographics Conversion						
Designated Reserve	31,720	0	0	6,350	6,267	37,987
01055340 Child Support Services						
Designated Reserve	0	0	53,853	105,872	0	(53,853)
Nonspendable - Prepaid Expense	0	0	0	0	0	0
01057010 Per Capita Park Grant						
Designated Reserve	0	0	43,696	0	0	(43,696)
02550000 Supplemental Law Enforcement						
Designated Reserve	0	0	0	0	0	0

COUNTY OF GLENN  
**RESERVES / DESIGNATIONS - BY GOVERNMENTAL FUNDS**  
 FISCAL YEAR 2022-23

Description	Reserves/ Designations June 30, 2022	Decreases or Cancellations		Increases or New		Total Reserves/ Designations for the Budget Year
		Recommended	Adopted by the Board of Supervisors	Recommended	Adopted by the Board of Supervisors	
1	2	3	4	5	6	7
<b>OTHER GENERAL FUNDS – CONT.</b>						
02650000 Unclaimed Funds Trust						
Designated Reserve	0	0	0	0	16	16
03150000 Mental Health Advances						
Designated Reserve	0	0	0	0	0	0
03320000 Sexual Abuse Investigation Team						
Designated Reserve	190	0	0	1	1	191
03380000 Public Safety Augmentation						
Designated Reserve	0	300,000	0	0	189,468	189,468
03442000 Glenn Co. Indigent Interment Fund						
Designated Reserve	0	1,520	0	0	6	6
03485000 CWS/CMS Training Lab						
Designated Reserve	455,627	0	0	121,616	139,726	595,353
03540000 Animal Adoption Fee						
Designated Reserve	15,212	9,640	9,620	0	0	5,592
04041000 Civil Automation Trust						
Designated Reserve	9	0	0	5	653	662
04041050 Civil Vehicle Trust						
Designated Reserve	150	0	0	100	10,589	10,739
04100000 Law Library						
Designated Reserve	72,289	0	0	6,894	4,708	76,997

COUNTY OF GLENN  
**RESERVES / DESIGNATIONS - BY GOVERNMENTAL FUNDS**  
 FISCAL YEAR 2022-23

Description	Reserves/ Designations June 30, 2022	Decreases or Cancellations		Increases or New		Total Reserves/ Designations for the Budget Year
		Recommended	Adopted by the Board of Supervisors	Recommended	Adopted by the Board of Supervisors	
1	2	3	4	5	6	7
<b>OTHER GENERAL FUNDS – CONT.</b>						
04290000 Child Development						
Designated Reserve	26	0	0	1	0	26
04330000 County Recorder Trust						
Designated Reserve	0	0	0	0	0	0
04350000 Mental Health Trust						
Designated Reserve	17,992	0	0	160	152	18,144
04450000 Tobacco Control						
Designated Reserve	30,561	0	26,202	213,594	0	4,359
04452000 Tobacco Prop 56						
Designated Reserve	1,605	49,925	0	0	8,276	9,881
04480000 Alcohol Program						
Designated Reserve	118	0	0	1	0	118
04530000 Criminal Facility Construction						
Designated Reserve	0	0	0	36,149	6,177	6,177
04590000 Emergency Medical Services Fund						
Designated Reserve	36,588	0	0	0	103,858	140,446
04610000 Infant Car Seat						
Designated Reserve	2,944	0	0	0	1,304	4,248
04690000 DA Insurance Fraud						
Designated Reserve	563	0	0	5	5	568

COUNTY OF GLENN  
**RESERVES / DESIGNATIONS - BY GOVERNMENTAL FUNDS**  
 FISCAL YEAR 2022-23

Description	Reserves/ Designations June 30, 2022	Decreases or Cancellations		Increases or New		Total Reserves/ Designations for the Budget Year
		Recommended	Adopted by the Board of Supervisors	Recommended	Adopted by the Board of Supervisors	
1	2	3	4	5	6	7
<b>OTHER GENERAL FUNDS – CONT.</b>						
04750000 Elections Trust						
Designated Reserve	0	0	0	1,000	62,799	62,799
04762000 Dry Period Financing						
Designated Reserve	0	0	5	0	0	(5)
04795000 SGMA Technical Support Project						
Designated Reserve	0	0	0	0	0	0
04830000 Food & Nutrition Services						
Designated Reserve	105	0	0	0	0	105
04880000 Aids Education						
Designated Reserve	91	0	0	0	0	91
04900000 Domestic Violence Trust						
Designated Reserve	29,109	0	0	14,945	17,031	46,140
04940000 AB2086 Statham Bill						
Designated Reserve	49,300	0	0	3,440	3,463	52,763
04950000 Alcohol Abuse Education						
Designated Reserve	46,832	0	0	3,155	3,198	50,030
Designated	2,494,925	584,992	265,471	795,015	912,692	3,142,146
Nonspendable	2,700	0	0	0	0	2,700
<b>TOTAL OTHER GENERAL FUNDS</b>	<b>2,497,625</b>	<b>584,992</b>	<b>265,471</b>	<b>795,015</b>	<b>912,692</b>	<b>3,144,846</b>



COUNTY OF GLENN  
**RESERVES / DESIGNATIONS - BY GOVERNMENTAL FUNDS**  
 FISCAL YEAR 2022-23

Description	Reserves/ Designations June 30, 2022	Decreases or Cancellations		Increases or New		Total Reserves/ Designations for the Budget Year
		Recommended	Adopted by the Board of Supervisors	Recommended	Adopted by the Board of Supervisors	
1	2	3	4	5	6	7
<b>SPECIAL REVENUE FUNDS</b>						
01050200 Solid Waste Designated Reserve	15,835	0	19,194	85,339	0	(3,359)
01050300 Installment Pmt. Fund Designated Reserve	0	0	0	1,345	2,018	2,018
01050347 CalWorks Incentive Designated Reserve	88,685	0	0	300	744	89,429
01050350 Solid Waste - Parcel Assessments Fund Designated Reserve	378,523	0	0	72,598	80,085	458,608
01051000 Title III Forest Reserves Designated Reserve	98,871	0	62,302	15,825	0	36,569
01051020 Building Standards Admin Fees Designated Reserve	1,982	0	0	165	174	2,156
01051030 CASP Certification Designated Reserve	2,820	0	0	1,295	2,044	4,864
01051120 Central Services - Facilities Designated Reserve	0	0	0	0	0	0
01051122 Central Services - Fleet Designated Reserve	0	0	0	0	0	0

COUNTY OF GLENN  
**RESERVES / DESIGNATIONS - BY GOVERNMENTAL FUNDS**  
 FISCAL YEAR 2022-23

Description	Reserves/ Designations June 30, 2022	Decreases or Cancellations		Increases or New		Total Reserves/ Designations for the Budget Year
		Recommended	Adopted by the Board of Supervisors	Recommended	Adopted by the Board of Supervisors	
1	2	3	4	5	6	7
<b>SPECIAL REVENUE FUNDS – CONT.</b>						
01051195 General Services						
Designated Reserve	19,328	0	0	22,311	28,941	48,269
01052181 Corning Subbasin GSP Grant						
Designated Reserve	52,520	50,000	50,000	0	0	2,520
01052182 Water Resources Grant						
Designated Reserve	174,676	0	0	28,505	77,317	251,993
01052557 DJJ Reimbursement						
Designated Reserve	0	0	0	130,784	120,854	120,854
01052559 SB823 Juvenile Justice Realign						
Designated Reserve	0	0	0	248,836	249,454	249,454
01052560 Youth Prgms and Fac Grant						
Designated Reserve	0	167,529	0	0	0	0
01054010 California Waste Mgmt Grant						
Designated Reserve	17,130	0	0	158	150	17,280
01054011 Emergency Preparedness Grant						
Designated Reserve	1	0	0	0	0	1
01054012 Mental Health Services Act						
Designated Reserve	1,958,293	0	0	1,509,009	775,395	2,733,688
01054021 Superior Reg Workforce Ed						
Designated Reserve	0	0	0	1,279	2,099	2,099

COUNTY OF GLENN  
**RESERVES / DESIGNATIONS - BY GOVERNMENTAL FUNDS**  
 FISCAL YEAR 2022-23

Description	Reserves/ Designations June 30, 2022	Decreases or Cancellations		Increases or New		Total Reserves/ Designations for the Budget Year
		Recommended	Adopted by the Board of Supervisors	Recommended	Adopted by the Board of Supervisors	
1	2	3	4	5	6	7
<b>SPECIAL REVENUE FUNDS – CONT.</b>						
01054025 Women, Infants & Children						
Designated Reserve	211	0	0	1	1	212
01054045 Mosq Abatement Assessment						
Designated Reserve	398,103	0	0	94,980	103,424	501,527
01054620 Cal Boat Launching						
Designated Reserve	6,318	0	0	6,749	12,079	18,397
01054630 Clean California Grant - Parks						
Designated Reserve	0	0	115,000	0	0	(115,000)
01054680 Vital & Health Statistics						
Designated Reserve	23,754	0	0	2,800	3,242	26,996
01055011 IHSS Public Authority						
Designated Reserve	32,886	63,416	20,088	0	0	12,798
01055012 SSD Stuart Foundation						
Designated Reserve	596	0	0	5	5	601
01055350 American Rescue Plan Act Fund						
Designated Reserve	3,848	2,783,900	2,769,569	0	0	(2,765,721)
01055351 Project Home Key						
Designated Reserve	0	0	0	0	1,037	1,037
01055360 Public Defense Pilot Program						
Designated Reserve	0	0	1,505	0	0	(1,505)

COUNTY OF GLENN  
**RESERVES / DESIGNATIONS - BY GOVERNMENTAL FUNDS**  
 FISCAL YEAR 2022-23

Description	Reserves/ Designations June 30, 2022	Decreases or Cancellations		Increases or New		Total Reserves/ Designations for the Budget Year
		Recommended	Adopted by the Board of Supervisors	Recommended	Adopted by the Board of Supervisors	
1	2	3	4	5	6	7
<b>SPECIAL REVENUE FUNDS – CONT.</b>						
01060000 County Local Revenue Fund 2011						
Designated Reserve	397,636	0	0	585,430	633,080	1,030,716
01062136 Local Revenue Fund-Trial Court Security						
Designated Reserve	540,023	193,249	151,032	0	0	388,991
01063000 Local Innovation Fund						
Designated Reserve	17,150	0	0	22,128	22,102	39,252
01064211 Local Revenue Fund-Behavioral Health						
Designated Reserve	983,768	0	0	1,345,815	101,656	1,085,424
01065000 Local Revenue Fund-Social Svcs						
Designated Reserve	537,718	0	0	579,614	105,856	643,574
01200000 Road Fund						
Designated Reserve	0	900,755	882,663	0	0	(882,663)
Assigned Fund Balance	100,000	0	0	0	0	100,000
Nonspendable - Inventory	99,736	0	0	0	0	99,736
01203013 Road 1B Fund						
Designated Reserve	0	0	0	0	0	0
01203014 Road Local Transportation Fund						
Designated Reserve	2,451,143	81,103	259,952	0	0	2,191,191
01400000 Advertising Fund						
Designated Reserve	57,040	2,136	0	0	43,767	100,807

COUNTY OF GLENN  
**RESERVES / DESIGNATIONS - BY GOVERNMENTAL FUNDS**  
 FISCAL YEAR 2022-23

Description	Reserves/ Designations June 30, 2022	Decreases or Cancellations		Increases or New		Total Reserves/ Designations for the Budget Year
		Recommended	Adopted by the Board of Supervisors	Recommended	Adopted by the Board of Supervisors	
1	2	3	4	5	6	7
<b>SPECIAL REVENUE FUNDS – CONT.</b>						
01600000 Fish & Game Fund						
Designated Reserve	10,565	0	0	2,699	8,508	19,073
01900000 Superintendent of Schools						
Designated Reserve	1,013,068	0	0	111,270	130,409	1,143,477
02210000 CUPA/Underground Tanks						
Designated Reserve	32,346	0	0	40,713	13,774	46,120
02220000 Vegetation						
Designated Reserve	58,713	0	0	38,944	33,117	91,830
Nonspendable - Inventory	25,798	0	0	0	0	25,798
02224170 Tri-County Bee						
Designated Reserve	0	0	0	0	0	0
02260000 Public Works						
Designated Reserve	505	0	0	1,265	3,783	4,288
Nonspendable - Imprest Cash	100	0	0	0	0	100
02261000 PCSD Permit Center						
Designated Reserve	32,346	30,240	5,340	0	0	27,006
02261121 ADA Capital Improvement Grant						
Designated Reserve	0	0	0	9,098	0	0

COUNTY OF GLENN  
**RESERVES / DESIGNATIONS - BY GOVERNMENTAL FUNDS**  
 FISCAL YEAR 2022-23

Description	Reserves/ Designations June 30, 2022	Decreases or Cancellations		Increases or New		Total Reserves/ Designations for the Budget Year
		Recommended	Adopted by the Board of Supervisors	Recommended	Adopted by the Board of Supervisors	
1	2	3	4	5	6	7
<b>SPECIAL REVENUE FUNDS – CONT.</b>						
02390000 HOME Glenn						
Designated Reserve	0	0	2,706	260	0	(2,706)
Nonspendable - Long Term A/R	603,902	0	0	0	0	603,902
02420000 CDBG						
Designated Reserve	673,476	0	0	3,473	10,177	683,653
Nonspendable - Long Term A/R	1,033,883	0	0	0	0	1,033,883
02430000 Sect8 Family Self Sufficient						
Designated Reserve	17	0	0	1	1	18
02800000 Business Loan Program						
Designated Reserve	25,995	0	0	90	218	26,213
Nonspendable - Long Term A/R	252,377	0	0	0	0	252,377
03090000 Drug Program Fund						
Designated Reserve	721	0	0	1,725	14,266	14,987
03320000 Sexual Abuse Investigative Team						
Designated Reserve	190	0	0	1	1	191
03400000 Realignment - Social Services						
Designated Reserve	975,097	31,525	0	0	210,606	1,185,703
Nonspendable Advances	865,000	0	0	0	0	865,000
03415010 SSD Family Support Realignment						
Designated Reserve	23,045	0	0	477,405	270,686	293,731

COUNTY OF GLENN  
**RESERVES / DESIGNATIONS - BY GOVERNMENTAL FUNDS**  
 FISCAL YEAR 2022-23

Description	Reserves/ Designations June 30, 2022	Decreases or Cancellations		Increases or New		Total Reserves/ Designations for the Budget Year
		Recommended	Adopted by the Board of Supervisors	Recommended	Adopted by the Board of Supervisors	
1	2	3	4	5	6	7
<b>SPECIAL REVENUE FUNDS – CONT.</b>						
03420000 HC CDBG						
Designated Reserve	161,186	955	1,291	0	0	159,895
Nonspendable - Long Term A/R	96,063	0	0	0	0	96,063
03450000 COUNTY CHILDRENS TRUST						
Designated Reserve	75,817	0	0	18,314	13,767	89,584
03700000 Realignment - Health Trust						
Designated Reserve	12,070	57,085	0	0	226,743	238,813
Nonspendable Advances	839,657	0	0	0	0	839,657
03710000 Realignment - Mental Health						
Designated Reserve	226,177	0	0	365,190	138,197	364,374
04990000 Community Action						
Designated Reserve	895,115	19,150	577,319	0	0	317,796
Nonspendable - Inventory	32,947	0	0	0	0	32,947
Designated	12,575,307	4,381,043	4,917,961	5,825,719	3,439,777	11,097,123
Nonspendable	3,849,463	0	0	0	0	3,849,463
<b>TOTAL SPECIAL REVENUE FUNDS</b>	<b>16,424,770</b>	<b>4,381,043</b>	<b>4,917,961</b>	<b>5,825,719</b>	<b>3,439,777</b>	<b>14,946,586</b>

COUNTY OF GLENN  
**SUMMARY OF ADDITIONAL FINANCING SOURCES BY SOURCE & FUND**  
 GOVERNMENTAL FUNDS  
 FISCAL YEAR 2022-23

Description 1	2020-21 Actual 2	2021-22 Actual 3	2022-23 Recommended Budget 4	2022-23 Adopted Budget 5
SUMMARIZATION BY SOURCE				
TAXES	15,310,240	16,683,690	15,112,394	15,062,394
LICENSES & PERMITS	1,875,139	1,965,858	1,827,969	1,827,969
FINES, FORFEITURES & PENALTIES	811,752	825,113	678,756	678,756
USE OF MONEY & PROPERTY	326,559	373,200	188,177	188,177
INTERGOVERNMENTAL REVENUE				
STATE	44,634,129	48,158,928	63,042,943	68,351,018
FEDERAL	20,713,749	17,594,117	34,441,366	33,190,359
OTHER GOVT AGENCIES	817,728	744,127	568,325	568,325
CHARGES FOR CURRENT SERVICES	17,657,906	19,302,953	20,355,304	20,800,160
MISCELLANEOUS REVENUES	914,322	1,090,479	709,098	709,098
OTHER FINANCING SOURCES	43,835,083	41,504,225	49,559,246	53,816,121
TOTAL SUMMARIZATION BY SOURCE	146,896,607	148,242,690	186,483,578	195,192,377



COUNTY OF GLENN  
**SUMMARY OF ADDITIONAL FINANCING SOURCES BY SOURCE & FUND**  
 GOVERNMENTAL FUNDS  
 FISCAL YEAR 2022-23

Description 1	2020-21 Actual 2	2021-22 Actual 3	2022-23 Recommended Budget 4	2022-23 Adopted Budget 5
<b>SUMMARIZATION BY FUND</b>				
<b>GENERAL FUND</b>				
01010000 GENERAL FUND	27,171,276	29,498,264	29,435,374	29,528,163
01020000 STATE GOVERNMENT FUND-HEALTH	21,275,634	23,907,286	31,983,973	37,084,411
01025000 STATE GOVT FUND-SOCIAL SVCS	22,612,643	24,304,153	28,802,714	31,089,102
01040000 PUBLIC SAFETY FUND	17,079,469	17,765,327	18,819,288	22,501,258
01051080 SAFETY PROJECTS	77,053	75,692	76,000	76,000
01052094 DEVELOPMENT IMPACT FEES	41,529	74,098	57,500	57,500
01052113 CENTRALIZED DISPATCH	2	1	0	0
01052125 JAIL SLESA	12,743	13,337	10,000	10,000
01052127 DEA H&S GRANT	7,921	10,012	24,000	24,000
01052134 LAW ENFORCEMENT DONATION	14,187	3,611	1,000	1,000
01052545 LAW ENFORCEMENT DISCRETIONARY	501,508	500,949	500,000	500,000
01052550 COUNTY SLESF	160,107	162,334	125,000	125,000
01052552 D.A. SLESF	13,618	13,988	0	0
01052558 COMM CORR PERFORM INCENTIVE	203,238	223,603	400,904	400,904
01052570 DMV SURCHARGE	33,919	34,077	27,000	27,000
01052600 CO DNA ID PROP 69	9,157	9,104	9,200	9,200
01052601 ST DNA ID PROP 69	2,480	2,656	2,630	2,630
01052602 ST DNA ID 76104.7GC	39,231	41,315	40,075	40,075
01053440 PROPERTY CHARACTERISTICS	3,501	10,394	5,000	5,000
01054110 JUVENILE FACILITY DONATION	7	4	0	0
01054380 RECORDER'S MODERNIZATION TRUST	42,903	39,691	0	0
01054385 SOC SECURITY REDACTION TRUST	442	276	0	0

COUNTY OF GLENN  
**SUMMARY OF ADDITIONAL FINANCING SOURCES BY SOURCE & FUND**  
 GOVERNMENTAL FUNDS  
 FISCAL YEAR 2022-23

Description 1	2020-21 Actual 2	2021-22 Actual 3	2022-23 Recommended Budget 4	2022-23 Adopted Budget 5
<b>GENERAL FUND – CONT.</b>				
01054386 ELECTRONIC RECORDING AB 578	6,076	5,556	0	0
01054400 DRUG ENFORCEMENT	982	308	0	0
01054401 FEDERAL SEIZURE	280	175	0	0
01054402 MET & MAJOR CRIMES SEIZURE	33	21	0	0
01054404 DRUG ABUSE/GANG ACTIVITY	3,326	14,447	0	0
01054405 GLNTF OPERATIONAL	0	19,751	20,000	20,000
01054406 GLNTF FORFEITURE	26,462	1,535	0	0
01054410 INVESTIGATION VEHICLES	61	38	0	0
01054420 D.A. SEIZURE	3,703	14,566	0	0
01054425 ENV/CONSUMER PROTECTION	5,226	55,295	0	0
01054840 MEMORIAL HALL	184,849	96,252	142,340	142,340
01054890 MICROGRAPHICS CONVERSION	6,778	6,267	0	0
01055340 CHILD SUPPORT SERVICES	860,105	884,830	1,346,466	1,346,466
01057010 PER CAPITA PARK GRANT	0	(4)	0	312,000
03320000 SEXUAL ABUSE INVEST TEAM	3	1	0	0
03380000 PUBLIC SAFETY AUGMENTATION	2,632,525	3,289,110	2,962,000	2,962,000
03480000 SOCIAL SERVICES ASST. PRGRM	0	28,280	31,095	0
03442000 GLENN CO. INDIGENT INTERMENT FUND	0	13	25	25
03485000 CWS/CMS TRAINING PROJECT	294,706	190,911	280,445	280,445
03540000 ANIMAL ADOPTION FEE	560	765	300	300
04041000 CIVIL AUTOMATION TRUST	0	5	0	0
04041050 CIVIL VEHICLE TRUST	0	94	0	0

COUNTY OF GLENN  
**SUMMARY OF ADDITIONAL FINANCING SOURCES BY SOURCE & FUND**  
 GOVERNMENTAL FUNDS  
 FISCAL YEAR 2022-23

Description 1	2020-21 Actual 2	2021-22 Actual 3	2022-23 Recommended Budget 4	2022-23 Adopted Budget 5
<b>GENERAL FUND – CONT.</b>				
04100000 LAW LIBRARY	10,621	12,053	9,238	9,238
04290000 CHILD DEVELOPMENT PROGRAM	26	0	0	0
04350000 MENTAL HEALTH TRUST	242	152	0	0
04450000 TOBACCO CONTROL	152,146	53,627	150,000	150,000
04452000 TOBACCO PROP 56	150,375	73,067	142,244	142,244
04480000 ALCOHOL PROGRAM TRUST	2	0	0	0
04530000 CRIMINAL FAC CONSTRUCTION	52,884	55,329	50,250	50,250
04590000 EMERGENCY MEDICAL SERVICES FUND	48,979	54,675	46,800	46,800
04610000 INFANT CAR SEAT LOAN PROGRAM	570	1,304	0	0
04690000 DA INSURANCE FRAUD TRUST	8	5	0	0
04750000 ELECTIONS TRUST	1,345	1,520	0	0
04762000 DRY PERIOD FINANCING	0	(5)	0	0
04900000 DOMESTIC VIOLENCE TRUST	9,233	13,552	9,327	9,327
04940000 AB 2086 STATHAM BILL	4,564	3,463	3,082	3,082
04950000 ALCOHOL ABUSE ED & PREV	4,106	3,198	2,814	2,814
<b>TOTAL GENERAL FUND</b>	<b>93,763,344</b>	<b>101,570,328</b>	<b>115,516,084</b>	<b>126,958,574</b>
<b>SPECIAL REVENUE FUNDS</b>				
01050200 SOLID WASTE	544,532	534,816	735,285	737,100
01050300 INSTALLMENT PAYMENT FUND	90,126	234,057	324,380	324,380
01050347 CALWORKS INCENTIVE FUND	1,191	744	0	0
01050350 SOLID WASTE - PARCEL ASSESSMENT FUND	194,000	468,087	450,000	450,000

COUNTY OF GLENN  
**SUMMARY OF ADDITIONAL FINANCING SOURCES BY SOURCE & FUND**  
 GOVERNMENTAL FUNDS  
 FISCAL YEAR 2022-23

Description 1	2020-21 Actual 2	2021-22 Actual 3	2022-23 Recommended Budget 4	2022-23 Adopted Budget 5
<b>SPECIAL REVENUE FUND – CONT.</b>				
01051000 TITLE III FOREST RESERVES	18,842	22,266	19,000	19,000
01051020 BSASRF FEE	220	174	220	220
01051030 CASP CERTIF. & TRAINING FUND	1,778	2,044	1,000	1,000
01051120 CENTRAL SVCS-FACILITIES	1,278,739	0	0	0
01051122 CENTRAL SVCS-FLEET	430,216	(23)	0	0
01051195 GENERAL SERVICES	236,645	2,287,883	2,448,236	2,638,339
01052181 CORNING SUBBASIN GSP GRANT	441,715	341,017	50,000	50,000
01052182 WATER RESOURCES GRANT	495,575	415,976	43,100	43,100
01052557 DJJ REALIGNMENT	157,630	146,355	148,522	148,522
01052559 SB823 JUVENILE JUSTICE REALIGNMENT	0	251,954	250,000	250,000
01052560 YOUTH PROGRAMS FACILITIES GRANT	0	0	167,529	167,529
01054010 CALIFORNIA WASTE MGMT GRANT	16,431	15,901	16,156	16,156
01054012 MNTL HLTH SVCS ACT FUND	3,850,727	3,558,201	4,085,503	4,085,503
01054021 SUPERIOR REG WORKFORCE ED	0	8,427	6	6
01054025 WIC PROGRAM	3	1	0	0
01054045 MOSQUITO ABATEMENT ASSMT AREA	262,648	252,816	263,471	263,471
01054620 CAL BOAT LAUNCHING	18,887	43,499	50,000	50,000
01054630 CLEAN CALIFORNIA GRANT - PARKS	0	0	0	3,704,358
01054680 VITAL & HEALTH STATISTICS	4,619	4,842	0	0
01055011 IHSS PUBLIC AUTHORITY FUND	319,062	360,972	574,680	776,039
01055012 SSD STUART FOUNDATION GRANT	8	5	0	0
01055350 AMERICAN RESCUE PLAN ACT FUND	2,761,172	24,117	30,000	30,000

COUNTY OF GLENN  
**SUMMARY OF ADDITIONAL FINANCING SOURCES BY SOURCE & FUND**  
 GOVERNMENTAL FUNDS  
 FISCAL YEAR 2022-23

Description 1	2020-21 Actual 2	2021-22 Actual 3	2022-23 Recommended Budget 4	2022-23 Adopted Budget 5
<b>SPECIAL REVENUE FUND – CONT.</b>				
01055351 PROJECT HOME KEY	0	1,752,426	8,756,945	6,685,556
01055360 PUBLIC DEFENSE PILOT PROGRAM	0	35,543	0	0
01060000 COUNTY LOCAL REVENUE FUND 2011	1,794,775	2,008,846	2,090,399	2,090,399
01062136 TRIAL COURT SECURITY	624,983	608,479	450,000	450,000
01063000 LOCAL INNOVATION FUND	1,189	22,102	13,575	13,575
01064211 BEHAVIORAL HEALTH REALIGNMENT	1,675,959	2,338,681	2,164,687	2,164,687
01065000 LOCAL REV FUND-HUMAN SVCS	5,017,110	5,487,509	5,074,230	5,074,230
01200000 ROAD FUND	6,590,872	7,405,261	19,999,711	14,246,642
01203014 ROAD LOCAL TRANSPORTATION FUND	2,892,064	2,790,048	3,471,321	3,381,466
01401140 ADVERTISING FUND	357,483	65,500	78,869	78,869
01602270 FISH & GAME FUND	1,860	462	0	0
01906020 SUPERINTENDENT OF SCHOOLS	255,896	264,938	255,825	255,825
02210000 UNDERGROUND STORAGE TANKS	254,644	284,249	263,500	263,500
02220000 VEGETATION & ENVIRONMNTL MGMT	30,087	97,256	137,808	137,808
02260000 PUBLIC WORKS ISF	1,040,512	947,326	1,156,223	1,156,223
02261000 PCDS PERMIT CENTER	163,789	112,245	214,725	214,725
02261121 ADA CAPITAL IMPROVEMENT	616,914	45,481	0	0
02390000 HOME GLENN	2,764	771	2,000	2,000
02420000 CDBG GLENN 95STBG 896	12,928	10,177	15,000	15,000
02430000 SECT8 FAMILY SELF SUFFICIENT	2	1	0	0
02800000 BUSINESS ASSIT REVOLVING LOAN	349	218	0	0

COUNTY OF GLENN  
**SUMMARY OF ADDITIONAL FINANCING SOURCES BY SOURCE & FUND**  
 GOVERNMENTAL FUNDS  
 FISCAL YEAR 2022-23

Description 1	2020-21 Actual 2	2021-22 Actual 3	2022-23 Recommended Budget 4	2022-23 Adopted Budget 5
<b>SPECIAL REVENUE FUND – CONT.</b>				
03090000 DRUG PROGRAM FUND	0	3,500	0	0
03320000 SEXUAL ABUSE INVESTIGATIVE TEAM	0	1	0	0
03400000 REALIGNMENT-SOCIAL SERVICES	3,313,779	3,470,391	3,430,945	3,430,945
03415010 SSD FAMILY SUPPORT REALIGN	962,306	1,421,350	1,229,397	1,229,397
03420000 HC/CDBG GRANT PROCEEDS	2,234	1,382	5,000	5,000
03450000 COUNTY CHILDREN'S TRUST	32,172	34,012	33,288	33,288
03700000 REALIGNMENT-HEALTH TRUST	40,170	153,447	0	0
03710000 REALIGNMENT-MENTAL HEALTH	1,003,318	1,139,202	1,111,196	1,111,196
04990000 COMMUNITY SERVICES PROGRAM	6,418,694	6,796,142	10,913,076	11,996,063
<b>TOTAL SPECIAL REVENUE FUNDS</b>	<b>44,231,619</b>	<b>46,271,077</b>	<b>70,524,808</b>	<b>67,791,117</b>
<b>CAPITAL PROJECT FUNDS</b>				
01301131 A.C.O.- ACQUISITION FUND	1,690	726	750	750
01751150 DEPARTMENT RELOCATION	31,494	417	0	0
<b>TOTAL CAPITAL PROJECT FUNDS</b>	<b>33,184</b>	<b>1,143</b>	<b>750</b>	<b>750</b>
<b>DEBT SERVICE FUND</b>				
01810000 DEBT SERVICE FUND	8,868,460	367,829	377,314	377,314
01850000 REFUNDING FUND	0	2	0	0
01851000 RESERVE FUND	0	32,311	64,622	64,622
<b>TOTAL SUMMARIZATION BY FUND</b>	<b>146,896,607</b>	<b>148,242,690</b>	<b>186,483,578</b>	<b>195,192,377</b>

COUNTY OF GLENN  
**DETAIL OF ADDITIONAL FINANCING SOURCES BY FUND & ACCOUNT**  
 GOVERNMENTAL FUNDS  
 FISCAL YEAR 2022-23

Description 1	2020-21 Actual 2	2021-22 Actual 3	2022-23 Recommended Budget 4	2022-23 Adopted Budget 5
<b>GENERAL FUND</b>				
<b>01010000 GENERAL FUND</b>				
TAXES				
14010 CURRENT SECURED	7,797,316	8,003,807	7,392,687	7,392,687
14020 CURRENT UNSECURED	318,857	306,652	275,000	275,000
14030 PRIOR SECURED TAX	(109)	(10,161)	(50,000)	(50,000)
14040 PRIOR UNSECURED TAX	16,595	4,224	7,500	7,500
14046 SB813 CURRENT SECURED	90,112	151,151	150,000	150,000
14047 SB813 CURRENT UNSECURED	892	4,166	2,000	2,000
14048 SB813 PRIOR SECURED	43,035	47,684	0	0
14049 SB813 PRIOR UNSECURED	8,275	(221)	0	0
14060 SALES & USE TAXES	1,686,698	2,664,862	1,884,823	1,834,823
14071 TRANSIENT TAX	2,398	6,908	3,850	3,850
14072 PROPERTY TRANSFER TAX	226,604	0	0	0
14073 AIRPLANE TAX	0	238,681	200,000	200,000
14075 TIMBER TAX	18,562	6,036	1,500	1,500
14079 VLF IN LIEU PROP TAX	4,858,253	5,003,433	5,003,434	5,003,434
14081 BACKFILL TAXES	0	1,630	0	0
<b>TOTAL TAXES</b>	<b>15,067,488</b>	<b>16,428,852</b>	<b>14,870,794</b>	<b>14,820,794</b>
LICENSES & PERMITS				
24100 ANIMAL/KENNEL LICENSES	52,681	59,642	40,000	40,000
24110 ANIMAL ADOPTION FEE	480	630	300	300
24120 CONSTRUCTION PERMITS	337,179	299,054	250,000	250,000
24150 FRANCHISE FEES	1,053,007	1,194,958	1,169,407	1,169,407
24160 OTHER LICENSES & PERMITS	106,993	98,175	86,500	86,500
24162 BURIAL FEES	678	693	300	300
24163 AID TO INDIGENT BURIALS	544	554	562	562
<b>TOTAL LICENSES &amp; PERMITS</b>	<b>1,551,562</b>	<b>1,653,706</b>	<b>1,547,069</b>	<b>1,547,069</b>
FINES, FORFEITURES & PENALTIES				
34200 MTR VEH FINES 1463.001 PC	134,812	143,298	150,000	150,000
34203 TRFFC SCH BAIL 42007VC	97,861	124,342	100,000	100,000
34204 CO 33% POC 40611VC	1,722	1,657	2,500	2,500
34210 MISDEMEANOR DIV FEE PC1001.16	4,093	2,455	4,500	4,500
35215 CITY PARKING FINES	8	22	10	10
35250 AG CODE FINES	1,900	600	1,500	1,500
35255 PARKING CITATION	296	121	250	250
36300 NSF CHARGES/FORFEITURES	8	28	10	10

COUNTY OF GLENN  
**DETAIL OF ADDITIONAL FINANCING SOURCES BY FUND & ACCOUNT**  
GOVERNMENTAL FUNDS  
FISCAL YEAR 2022-23

Description 1	2020-21 Actual 2	2021-22 Actual 3	2022-23 Recommended Budget 4	2022-23 Adopted Budget 5
<b>GENERAL FUND</b>				
<b>01010000 GENERAL FUND – CONT.</b>				
36301 PENALTIES	52,344	54,983	60,000	60,000
37320 PENALTIES/COST DELQ TAXES	319,743	312,240	200,050	200,050
<b>TOTAL FINES, FORFEITURES &amp; PENALTIES</b>	<b>612,787</b>	<b>639,746</b>	<b>518,820</b>	<b>518,820</b>
<b>USE OF MONEY &amp; PROPERTY</b>				
44300 INTEREST	82,853	85,067	60,000	60,000
44320 RENTS & CONCESSIONS	4,828	3,558	4,000	4,000
<b>TOTAL USE OF MONEY &amp; PROPERTY</b>	<b>87,681</b>	<b>88,625</b>	<b>64,000</b>	<b>64,000</b>
<b>INTERGOVERNMENTAL REVENUE</b>				
52201 VLF REALIGNMENT	18,042	28,712	25,000	25,000
52240 STATE IN-LIEU TAX	16,156	16,156	16,150	16,150
52500 STATE FOR AGRICULTURE	817,147	713,423	733,267	733,267
52570 ST FOR VETERAN'S AFFAIRS	28,615	33,038	29,500	29,500
52580 HOPTR	61,817	61,232	60,000	60,000
52640 STATE-ELECTIONS REIMB	254,138	198,645	0	0
52879 STATE GRANT	251,316	28,627	30,000	30,000
52900 OFF HWY MOTOR VEH FEE	299	261	250	250
52901 BLOCK GRANT-STABILIZATION	124,000	124,000	124,000	124,000
52904 AG COMM/SER REPAIRMAN	1,606	1,275	2,170	2,170
52932 STATE COVID-19 REVENUE	0	0	0	0
54406 FEDERAL COVID-19	529,672	0	0	0
54470 FEDERAL IN-LIEU TAX	548,861	578,812	535,000	535,000
54471 FEDERAL-OTHER	17,155	113,474	40,167	40,167
54472 FEDERAL GRANT	483	0	0	0
54500 FEDERAL CDBG	0	34,832	0	0
54606 FEDERAL COVID-19	0	48,720	553,309	553,309
54611 FEDERAL GRAZING FEES	119	75	0	0
56200 OTHER GOVT AGENCIES	35,907	111,521	175,000	175,000
66553 FEDERAL GRANT REVENUE	0	29,743	84,257	84,257
<b>TOTAL INTERGOVERNMENTAL REVENUE</b>	<b>2,705,333</b>	<b>2,122,546</b>	<b>2,408,070</b>	<b>2,408,070</b>



COUNTY BUDGET ACT

January 2010 Edition, Revision #1

COUNTY OF GLENN  
**DETAIL OF ADDITIONAL FINANCING SOURCES BY FUND & ACCOUNT**  
 GOVERNMENTAL FUNDS  
 FISCAL YEAR 2022-23

Description 1	2020-21 Actual 2	2021-22 Actual 3	2022-23 Recommended Budget 4	2022-23 Adopted Budget 5
<b>GENERAL FUND</b>				
<b>01010000 GENERAL FUND – CONT.</b>				
CHARGES FOR CURRENT SERVICES				
61101 OTHER-REDEMPTION FEE	2,460	2,010	2,000	2,000
61102 OTHER SB813 ADMIN	46,320	58,991	45,000	45,000
61103 TAX ADMIN FEE SB2557	143,674	154,394	154,500	154,500
61154 WILLIAMSON ACT AB1265 ASSMT	588,151	630,894	525,000	525,000
61155 PY DELINQ SPECIAL ASSESSMENT	0	0	0	0
61300 AUDITING & ACCOUNTING FEES	21,750	22,200	22,600	22,600
61800 ELECTION SERVICES	54,435	50	0	0
62000 LEGAL SERVICES	3,213	14,204	8,110	8,110
62001 PUBLIC DEFENDER FEES	13,899	255	10,000	10,000
62100 PLANNING & ENGINEERING	17,813	11,737	18,000	18,000
62300 AGRICULTURAL SERVICES	337,838	305,571	278,128	278,128
62700 COURT FEES & COSTS	12,490	7,989	8,500	8,500
62701 COURT COLLECTION FEES	388,328	454,183	450,000	450,000
62761 MEDIATION FEES	290	685	250	250
62850 CIVIL FEES	586	242	650	650
63500 P.GUARDIAN FEES	2,070	5,880	3,110	3,110
63502 PUBLIC GUARDIAN BOND	75	100	25	25
63503 REPRESENTATIVE PAYEE	8,239	7,107	6,094	6,094
64120 HUMANE SERVICES	4,563	3,781	4,500	4,500
64121 ANIMAL CONTROL SERVICES	119,167	114,583	110,000	110,000
64122 ANIMAL IMPOUND FEES	6,167	4,781	6,000	6,000
64320 RECORDING FEES	103,466	96,805	90,000	90,000
65102 ENVIRONMENTAL HLTH FEE	194,430	160,703	120,000	120,000
65603 BOOKING FEES	0	0	0	0
65604 INCARCARATION COSTS	206	462	250	250
66100 A-87 COST ALLOCATION	3,132,491	2,823,383	2,346,865	2,346,865
66300 INVESTMENT ADMIN FEE	69,329	74,019	60,000	60,000
66550 OTHER CHARGES FOR SERVICES	113,175	1,714,909	1,762,107	1,916,396
66551 ADMINISTRATION FEES	836	2,355	10,600	10,600
66552 MISCELLANEOUS REVENUE	24,750	115,721	14,000	2,500
67006 INTER REV-#222 VEG & ENV	8,000	8,000	12,000	12,000
67034 INTER REV-#459 EMS	4,898	5,467	4,680	4,680
67048 INTER REV-#521 AIR POLLUTION	13,799	11,368	20,000	20,000
67063 INTER REV-#426 TRANSPORTATION	17,466	62,699	0	0
67103 INTER REV-#525 OLIVE PEST	7,798	6,971	0	0
67109 INTER REV-#370 REALIGNMENT	23,789	0	0	0
74126 SALARY REIMB	273,894	246,219	252,883	252,883
TOTAL CHARGES FOR CURRENT SERVICES	5,759,855	7,128,718	6,345,852	6,488,641

COUNTY OF GLENN  
**DETAIL OF ADDITIONAL FINANCING SOURCES BY FUND & ACCOUNT**  
 GOVERNMENTAL FUNDS  
 FISCAL YEAR 2022-23

Description 1	2020-21 Actual 2	2021-22 Actual 3	2022-23 Recommended Budget 4	2022-23 Adopted Budget 5
<b>GENERAL FUND</b>				
<b>01010000 GENERAL FUND – CONT.</b>				
MISCELLANEOUS REVENUES				
72000 WELFARE REPAYMENTS	0	0	0	0
74111 SETTLEMENT	33,494	0	0	0
74112 MISCELLANEOUS REVENUE	2,594	254,890	3,400	3,400
74118 REFUNDS & REBATES	25,036	28,650	22,000	22,000
74121 A-87 COST ALLOC REBATE	8,831	2,337	26,235	26,235
74122 10% REST REBATE SB144	1,514	1,239	1,750	1,750
74123 OPT OUT TAX REIMB	3,337	2,513	2,275	2,275
74130 SUBROGATION & RECOVERY	400	600	0	0
74137 TOBACCO SETTLEMENT	312,206	310,940	275,000	275,000
74140 BAD CHECK RECOVERY	694	666	600	600
74146 CREDIT CARD PROGRAM	31,077	30,205	25,000	25,000
<b>TOTAL MISCELLANEOUS REVENUES</b>	<b>419,183</b>	<b>632,040</b>	<b>356,260</b>	<b>356,260</b>
OTHER FINANCING SOURCES				
78100 SALE OF FIXED ASSETS	0	2,736		
86000 OTI-#101 GENERAL FUND	90,000	15,000	0	0
86001 OTI-#102 STATE GOVT FUND	514,272	567,853	723,868	723,868
86018 OTI-#175 CAPITAL PROJECTS	65,119	0	350,759	350,759
86022 OTI-SPECIAL REVENUE FUND	127,779	167,171	2,129,282	2,129,282
86026 OTI-#105 LOCAL REVENUE	0	0	25,000	25,000
86032 OTI-#499 CAD	0	40,753	65,000	65,000
91000 INTRAFUND TRANSFERS	170,217	10,518	30,600	30,600
<b>TOTAL OTHER FINANCING SOURCES</b>	<b>967,387</b>	<b>804,031</b>	<b>3,324,509</b>	<b>3,324,509</b>
<b>TOTAL GENERAL FUND</b>	<b>27,171,276</b>	<b>29,498,264</b>	<b>29,435,374</b>	<b>29,528,163</b>

COUNTY OF GLENN  
**DETAIL OF ADDITIONAL FINANCING SOURCES BY FUND & ACCOUNT**  
GOVERNMENTAL FUNDS  
FISCAL YEAR 2022-23

Description 1	2020-21 Actual 2	2021-22 Actual 3	2022-23 Recommended Budget 4	2022-23 Adopted Budget 5
<b>GENERAL FUND</b>				
<b>01020000 STATE GOVERNMENT FUND-HEALTH</b>				
FINES, FORFEITURES & PENALTIES				
35230 COURT FINES	137	294	0	0
TOTAL FINES, FORFEITURES & PENALTIES	137	294	0	0
INTERGOVERNMENTAL REVENUE				
52201 VLF REALIGNMENT	1,175,743	1,429,035	1,707,262	1,707,262
52202 VLF REALIGNMENT GROWTH	0	223,187	0	0
52351 ST AID-FOSTER CARE	6,243	21,752	19,056	19,056
52471 MEDI-CAL REVENUE	4,149,677	4,661,670	6,475,415	6,625,723
52476 CCS ADMIN FEES	79,773	86,035	96,950	96,950
52479 ST CHDP	21,380	23,087	68,368	68,368
52480 STATE-LEAD	33,200	28,762	68,666	68,666
52482 MNTL HLTH SAMHSA & PATH	305,967	381,017	535,279	672,113
52486 ST PANDEMIC INFLUENZA	63,614	48,956	60,961	60,961
52488 STATE MATERNAL CHILD HEALTH	26,282	52,412	80,023	80,023
52875 STATE OTHER	402,599	948,990	879,619	1,270,537
52879 STATE GRANT	0	1,232	0	0
52932 STATE COVID-19 REVENUE	309,832	0	0	0
52952 PRIOR YEAR REVENUE - STATE	0	0	0	297,053
54151 FED AID-FOSTER CARE	62,489	83,304	97,468	97,468
54248 FEDERAL CHDP	21,987	25,096	81,454	81,454
54250 FED BLOCK GRANT DRUG	721,316	442,083	1,104,646	1,104,646
54252 FEDERAL HEALTH-WIC	671,484	701,707	846,284	837,177
54260 FEDERAL MEDICARE REIMB	44,227	57,043	63,035	63,035
54289 MENTAL HEALTH SERVICES	0	709,145	609,548	609,548
54471 FEDERAL-OTHER	(61,353)	723	917,676	970,138
54472 FEDERAL-GRANT	323,735	154,555	250,211	229,926
54606 FEDERAL COVID-19 REVENUE	1,719,788	1,338,344	2,231,849	2,154,226
54626 PRIOR YEAR REVENUE - FEDERAL	0	0	0	3,288,453
56200 OTHER GOVT AGENCIES	5,020	12,211	16,500	16,500
66553 FEDERAL GRANT REVENUE	395,804	0	0	0
75100 STATE-GRANT REVENUE	175,000	77,036	418,000	913,000
TOTAL INTERGOVERNMENTAL REVENUE	10,653,807	11,507,382	16,628,270	21,332,283
CHARGES FOR CURRENT SERVICES				
62858 DRUG COURT FEES	1,029	2,479	3,128	3,128
64253 MUTUAL AID SERVICES	43,989	0	0	0

COUNTY OF GLENN  
**DETAIL OF ADDITIONAL FINANCING SOURCES BY FUND & ACCOUNT**  
 GOVERNMENTAL FUNDS  
 FISCAL YEAR 2022-23

Description 1	2020-21 Actual 2	2021-22 Actual 3	2022-23 Recommended Budget 4	2022-23 Adopted Budget 5
<b>GENERAL FUND</b>				
<b>01020000 STATE GOVERNMENT FUND-HEALTH -CONT.</b>				
65110 PRIOR YEAR REVENUES - OTHER	0	0	0	57,034
65200 MENTAL HEALTH SERVICES	60,834	60,397	76,640	76,640
65300 CA CHILDREN'S SERVICE	0	80	0	0
66250 INTERNAL COST ALLOCATION	3,774,842	4,025,722	5,265,305	5,402,434
66550 OTHER CHARGES FOR SERVICES	0	6,589	0	0
67014 INTER REV-#345 CO CHILDREN	8,735	17,275	17,000	17,000
67034 INTER REV-#459 EMS	7,494	8,365	7,160	7,160
67046 INTER REV-#494 AB2086 STATHAM	6,072	0	3,082	3,082
67047 INTER REV-#495 ALCOHOL ABSE ED	5,128	0	2,814	2,814
67054 INTER REV-#	10,094	0	0	0
67071 INTER REV-#102 STATE GOV'T	242,219	0	0	0
67105 INTER REV-#461 CAR SEAT	0	0	3,000	3,000
67108 INTER REV-#445 TOBACCO	295,623	263,029	292,244	292,244
67109 INTER REV-#370 REALIGNMENT	69,519	80,340	184,440	102,131
67111 INTER REV-#499 COMM ACTION	215,226	152,461	218,959	217,254
<b>TOTAL CHARGES FOR CURRENT SERVICES</b>	<b>4,740,804</b>	<b>4,616,737</b>	<b>6,073,772</b>	<b>6,183,921</b>
<b>MISCELLANEOUS REVENUES</b>				
74112 MISCELLANEOUS REVENUE	7,220	6,984	4,968	4,968
74116 CANCEL STALE CHECKS	200	0	0	0
74118 REFUNDS & REBATES	25,633	0	0	0
74123 OPT OUT TAX REIMB	4,341	3,469	2,595	2,595
<b>TOTAL MISCELLANEOUS REVENUES</b>	<b>37,394</b>	<b>10,453</b>	<b>7,563</b>	<b>7,563</b>
<b>OTHER FINANCING SOURCES</b>				
86000 OTI-#101 GENERAL FUND	10,683	68,645	10,144	10,144
86001 OTI-#102 STATE GOVT FUND	0	199,229	335,622	335,622
86020 OTI-#101 GENERAL FUND MATCH	58,501	0	58,501	58,501
86022 OTI-SPECIAL REVENUE FUND	3,768,572	4,038,074	5,358,403	5,448,321
86026 OTI-#106 LOCAL REVENUE FUND	257,899	252,615	319,714	319,714
86027 OTI-#106 DRUG MEDI-CAL	71,362	86,697	182,422	182,422
86028 OTI-#106 DRUG COURT	138,214	142,311	328,570	328,570
86029 OTI-#106 NON-DRUG MEDI-CAL	181,668	303,358	186,091	186,091
86030 OTI-#106 MANAGED CARE	392,502	453,613	506,960	506,960
86031 OTI-#106 EPSDT	743,756	1,077,811	960,644	1,133,879
91000 INTRAFUND TRANSFERS	220,335	1,150,067	1,027,297	1,050,420
<b>TOTAL OTHER FINANCING SOURCES</b>	<b>5,843,492</b>	<b>7,772,420</b>	<b>9,274,368</b>	<b>9,560,644</b>
<b>TOTAL STATE GOVERNMENT FUND-HEALTH</b>	<b>21,275,634</b>	<b>23,907,286</b>	<b>31,983,973</b>	<b>37,084,411</b>

COUNTY OF GLENN  
**DETAIL OF ADDITIONAL FINANCING SOURCES BY FUND & ACCOUNT**  
 GOVERNMENTAL FUNDS  
 FISCAL YEAR 2022-23

Description 1	2020-21 Actual 2	2021-22 Actual 3	2022-23 Recommended Budget 4	2022-23 Adopted Budget 5
<b>GENERAL FUND</b>				
<b>01025000 STATE GOVT FUND-SOCIAL SVCS</b>				
INTERGOVERNMENTAL REVENUE				
52201 VLF REALIGNMENT	195,586	195,690	195,586	195,586
52300 ST PUB ASST ADMIN	4,830,393	4,911,010	5,526,029	5,800,701
52350 ST AID-CALWORKS	(240,649)	(273,497)	0	0
52351 ST AID-FOSTER CARE	46,297	57,082	16,045	16,045
52355 ST AID-ADOPTIONS	22,001	25,416	24,845	24,845
52356 STATE-2.5% RECOUPMENT	71,686	48,461	53,089	53,089
52932 STATE COVID-19 REVENUE	497,427	0	0	0
52952 PY REVENUES - STATE	0	0	0	868,687
54100 FED PUB ASSIST ADMIN	6,215,302	6,753,485	8,805,896	9,235,512
54150 FED AID-CALWORKS	581,830	712,080	358,384	358,384
54151 FED AID-FOSTER CARE	439,155	500,368	456,417	456,417
54156 FED AID-ADOPTIONS	1,324,261	1,567,849	1,331,552	1,331,552
54606 FEDERAL COVID-19 REVENUE	218,903	53,572	0	480,688
54626 PRIOR YEAR REVENUE - FEDERAL	0	0	0	179,050
<b>TOTAL INTERGOVERNMENTAL REVENUE</b>	<b>14,202,192</b>	<b>14,551,516</b>	<b>16,767,843</b>	<b>19,000,556</b>
CHARGES FOR CURRENT SERVICES				
64253 MUTUAL AID SERVICES	30,957	0	0	0
67014 INTER REV-#345 CO CHILDREN	1,111	979	10,000	10,000
67071 INTER REV-#102 STATE GOV'T	75,171	0	0	0
<b>TOTAL CHARGES FOR CURRENT SERVICES</b>	<b>107,239</b>	<b>979</b>	<b>10,000</b>	<b>10,000</b>
MISCELLANEOUS REVENUES				
72000 WELFARE REPAYMENTS	5,889	18,224	9,331	9,331
74112 MISCELLANEOUS REVENUE	40,344	4,634	0	0
74114 DONATIONS	0	500	0	0
74115 JURY FEE RETURNS	0	37	0	0
74123 OPT OUT TAX REIMB	6,414	6,398	7,515	7,515
<b>TOTAL MISCELLANEOUS REVENUES</b>	<b>52,647</b>	<b>29,793</b>	<b>16,846</b>	<b>16,846</b>
OTHER FINANCING SOURCES				
78100 SALE OF FIXED ASSETS	0	12,392	0	0
86000 OTI-#101 GENERAL FUND	192,793	183,904	234,400	234,400
86001 OTI-#102 STATE GOVT FUND	0	37,737	43,443	97,118
86022 OTI-SPECIAL REVENUE FUND	3,520,425	4,569,540	4,915,029	4,915,029
86026 OTI-#106 LOCAL REVENUE FUND	4,497,349	4,918,292	6,815,153	6,815,153
86032 OTI-#499 CAD	39,998	0	0	0
<b>TOTAL OTHER FINANCING SOURCES</b>	<b>8,250,565</b>	<b>9,721,865</b>	<b>12,008,025</b>	<b>12,061,700</b>
<b>TOTAL STATE GOVT FUND-SOCIAL SVCS</b>	<b>22,612,643</b>	<b>24,304,153</b>	<b>28,802,714</b>	<b>31,089,102</b>

COUNTY OF GLENN  
**DETAIL OF ADDITIONAL FINANCING SOURCES BY FUND & ACCOUNT**  
GOVERNMENTAL FUNDS  
FISCAL YEAR 2022-23

Description 1	2020-21 Actual 2	2021-22 Actual 3	2022-23 Recommended Budget 4	2022-23 Adopted Budget 5
<b>GENERAL FUND</b>				
<b>01040000 PUBLIC SAFETY FUND</b>				
LICENSES & PERMITS				
24160 OTHER LICENSES & PERMITS	10,984	7,783	10,000	10,000
24162 BURIAL FEES	272	277	175	175
TOTAL LICENSES & PERMITS	11,256	8,060	10,175	10,175
FINES, FORFEITURES & PENALTIES				
34208 ELECTRONIC MONITOR 1203.016PC	30,690	40	0	0
35230 COURT FINES	14	23	15	15
35255 PARKING CITATION	640	55	140	140
TOTAL FINES, FORFEITURES & PENALTIES	31,344	118	155	155
INTERGOVERNMENTAL REVENUE				
52201 VLF REALIGNMENT	7,115	7,011	7,115	7,115
52206 VLF REALIGNMENT II AB118	255,904	260,319	271,662	271,662
52478 ST AID-TOBACCO	206,447	0	0	0
52542 LOCAL DETENTION FACILITY	47,036	47,036	42,000	42,000
52819 STATE-LAW ENFORCEMENT FUNDING	52,653	55,158	50,000	50,000
52826 CRIMINAL FEES	0	61,995	61,995	61,995
52879 STATE GRANT	0	0	0	37,704
52881 POST REIMBURSEMENT	9,153	15,326	5,000	5,000
52906 STATE OES REVENUE	253,864	80,849	191,159	191,159
52912 ST OTHER - BOATING	163,669	38,718	108,111	108,111
52915 STATE BD OF CORRECTIONS	19,300	11,808	16,584	16,584
52932 STATE COVID-19 REVENUE	385,104	184,555	0	243,222
54471 FEDERAL OTHER	2,389	0	0	0
54472 FEDERAL-GRANT	4,681	0	0	0
54475 FEDERAL HOMELAND SECURITY	78,758	95,464	345,365	345,365
54605 FEDERAL OES REVENUE	549,701	0	0	0
TOTAL INTERGOVERNMENTAL REVENUE	2,035,774	858,239	1,098,991	1,379,917
CHARGES FOR CURRENT SERVICES				
61500 NEEDHAM REPEATER	2,206	1,295	2,000	2,000
62500 CIVIL PROCESS FEES	20,674	16,914	14,000	14,000
62765 PROBATION SUPERVISION FEE	53,169	0	0	0
62850 CIVIL FEES	10,018	3,976	5,000	5,000
62858 DRUG COURT FEES	18,385	21,238	0	0
62859 EXPULSION APPLICATION FEE	679	0	0	0
62860 ELECTRONIC MONITOR APP FEE	6,584	0	0	0
64250 LAW ENFORCEMENT SVCS	1,408,686	1,444,457	1,377,756	1,377,756
64251 DISPATCH FEES	193,750	193,750	216,000	216,000

COUNTY OF GLENN  
**DETAIL OF ADDITIONAL FINANCING SOURCES BY FUND & ACCOUNT**  
 GOVERNMENTAL FUNDS  
 FISCAL YEAR 2022-23

Description 1	2020-21 Actual 2	2021-22 Actual 3	2022-23 Recommended Budget 4	2022-23 Adopted Budget 5
<b>GENERAL FUND</b>				
<b>01040000 PUBLIC SAFETY FUND – CONT.</b>				
64252 FINGERPRINT FEES	4,080	4,942	800	800
64253 MUTUAL AID SERVICES	101,304	20,574	0	0
65603 BOOKING FEES	627	(17)	0	0
65604 INCARCERATION COSTS	1,166	2,616	2,000	2,000
66550 OTHER CHARGES FOR SERVICES	10,617	1,694	1,100	1,100
67032 INTER REV-#453 CRIMINAL FAC	65,450	40,724	50,250	50,250
67083 INTER REV-#472 INMATE WELFARE	35,000	35,000	35,000	35,000
67098 INTER REV-#105 SPECIAL REVENUE	1,863	8,746	23,000	23,000
74126 SALARY REIMBURSEMENT	0	113,123	105,475	105,475
<b>TOTAL CHARGES FOR CURRENT SERVICES</b>	<b>1,934,258</b>	<b>1,909,032</b>	<b>1,832,381</b>	<b>1,832,381</b>
<b>MISCELLANEOUS REVENUES</b>				
74112 MISCELLANEOUS REVENUE	14,071	8,369	4,773	4,773
74116 CANCEL STALE CHECKS	0	1,592	0	0
74121 A-87 COST ALLOC REBATE	144,966	191,068	6,951	6,951
74123 OPT OUT TAX REIMB	1,444	1,361	0	0
74124 INSURANCE REIMB	510	0	0	0
74129 WORKER COMP PAYROLL REIMB	23,487	0	0	0
<b>TOTAL MISCELLANEOUS REVENUES</b>	<b>184,478</b>	<b>202,390</b>	<b>11,724</b>	<b>11,724</b>
<b>OTHER FINANCING SOURCES</b>				
78100 SALE OF FIXED ASSETS	0	4,550	0	0
78103 AUCTION PROCEEDS	32,517	22,131	0	0
86000 OTI-#101 GENERAL FUND	8,700,000	10,500,000	10,510,251	10,775,124
86001 OTI-#102 STATE GOVT FUND	46,591	38,720	72,500	72,500
86015 OTI-PUBLIC SAFETY SALES TAX	2,521,221	2,555,124	3,185,585	3,350,805
86022 OTI-SPECIAL REVENUE FUND	566,263	827,577	735,426	1,490,708
86026 OTI-#106 LOCAL REVENUE FUND	854,746	766,550	1,073,254	2,105,296
91000 INTRAFUND TRANSFERS	161,021	72,836	288,846	1,472,473
<b>TOTAL OTHER FINANCING SOURCES</b>	<b>12,882,359</b>	<b>14,787,488</b>	<b>15,865,862</b>	<b>19,266,906</b>
<b>TOTAL PUBLIC SAFETY FUND</b>	<b>17,079,469</b>	<b>17,765,327</b>	<b>18,819,288</b>	<b>22,501,258</b>
<b>01051080 SAFETY PROJECTS</b>				
<b>USE OF MONEY &amp; PROPERTY</b>				
44300 INTEREST	1,003	692	0	0
<b>TOTAL USE OF MONEY &amp; PROPERTY</b>	<b>1,003</b>	<b>692</b>	<b>0</b>	<b>0</b>

COUNTY OF GLENN  
**DETAIL OF ADDITIONAL FINANCING SOURCES BY FUND & ACCOUNT**  
 GOVERNMENTAL FUNDS  
 FISCAL YEAR 2022-23

Description 1	2020-21 Actual 2	2021-22 Actual 3	2022-23 Recommended Budget 4	2022-23 Adopted Budget 5
<b>GENERAL FUND</b>				
<b>01051080 SAFETY PROJECTS – CONT.</b>				
MISCELLANEOUS REVENUES				
74114 DONATIONS	76,050	75,000	76,000	76,000
TOTAL MISCELLANEOUS REVENUES	76,050	75,000	76,000	76,000
TOTAL SAFETY PROJECTS	77,053	75,692	76,000	76,000
<b>01052000 DEVELOPMENT IMPACT FEES</b>				
USE OF MONEY & PROPERTY				
44300 INTEREST	7,440	5,294	4,500	4,500
TOTAL USE OF MONEY & PROPERTY	7,440	5,294	4,500	4,500
CHARGES FOR CURRENT SERVICES				
61125 DEVELOPMENT IMPACT FEES	34,089	68,804	53,000	53,000
TOTAL CHARGES FOR CURRENT SERVICES	34,089	68,804	53,000	53,000
TOTAL DEVELOPMENT IMPACT FEES	41,529	74,098	57,500	57,500
<b>01052113 CENTRALIZED DISPATCH</b>				
USE OF MONEY & PROPERTY				
44300 INTEREST	2	1	0	0
TOTAL USE OF MONEY & PROPERTY	2	1	0	0
TOTAL CENTRALIZED DISPATCH	2	1	0	0
<b>01052125 JAIL SLESA</b>				
USE OF MONEY & PROPERTY				
44300 INTEREST	25	45	0	0
TOTAL USE OF MONEY & PROPERTY	25	45	0	0
INTERGOVERNMENTAL REVENUE				
52206 VLF REALIGNMENT II AB118	12,718	13,292	10,000	10,000
TOTAL INTERGOVERNMENTAL REVENUE	12,718	13,292	10,000	10,000
TOTAL JAIL SLESA	12,743	13,337	10,000	10,000
<b>01052127 DEA H&amp;S GRANT</b>				
INTERGOVERNMENTAL REVENUE				
54471 FEDERAL-OTHER	7,921	9,275	24,000	24,000
TOTAL INTERGOVERNMENTAL REVENUE	7,921	9,275	24,000	24,000
MISCELLANEOUS REVENUES				
74130 SUBROGATION/RECEIVABLE	0	737	0	0
TOTAL MISCELLANEOUS REVENUES	0	737	0	0
TOTAL DEA H&S GRANT	7,921	10,012	24,000	24,000



COUNTY OF GLENN  
**DETAIL OF ADDITIONAL FINANCING SOURCES BY FUND & ACCOUNT**  
GOVERNMENTAL FUNDS  
FISCAL YEAR 2022-23

Description 1	2020-21 Actual 2	2021-22 Actual 3	2022-23 Recommended Budget 4	2022-23 Adopted Budget 5
<b>GENERAL FUND</b>				
<b>01052134 LAW ENFORCEMENT DONATION</b>				
USE OF MONEY & PROPERTY				
44300 INTEREST	253	111	0	0
TOTAL USE OF MONEY & PROPERTY	253	111	0	0
MISCELLANEOUS REVENUES				
74114 DONATIONS	13,934	3,500	1,000	1,000
TOTAL MISCELLANEOUS REVENUES	13,934	3,500	1,000	1,000
TOTAL LAW ENFORCEMENT DONATION	14,187	3,611	1,000	1,000
<b>01052545 LAW ENFORCEMENT DISCRETIONARY</b>				
USE OF MONEY & PROPERTY				
44300 INTEREST	1,508	949	0	0
TOTAL USE OF MONEY & PROPERTY	1,508	949	0	0
INTERGOVERNMENTAL REVENUE				
52819 STATE-LAW ENFORCEMENT FUNDING	500,000	500,000	500,000	500,000
TOTAL INTERGOVERNMENTAL REVENUE	500,000	500,000	500,000	500,000
TOTAL LAW ENFORCEMENT DISCRETIONARY	501,508	500,949	500,000	500,000
<b>01052550 COUNTY SLESF</b>				
USE OF MONEY & PROPERTY				
44300 INTEREST	724	1,049	0	0
TOTAL USE OF MONEY & PROPERTY	724	1,049	0	0
INTERGOVERNMENTAL REVENUE				
52206 VLF REALIGNMENT II AB118	156,727	161,285	125,000	125,000
54606 FEDERAL COVID-19 REVENUE	2,656	0	0	0
TOTAL INTERGOVERNMENTAL REVENUE	159,383	161,285	125,000	125,000
TOTAL COUNTY SLESF	160,107	162,334	125,000	125,000
<b>1052552 D.A. SLESF</b>				
USE OF MONEY & PROPERTY				
44300 INTEREST	900	696	0	0
TOTAL USE OF MONEY & PROPERTY	900	696	0	0

COUNTY OF GLENN  
**DETAIL OF ADDITIONAL FINANCING SOURCES BY FUND & ACCOUNT**  
GOVERNMENTAL FUNDS  
FISCAL YEAR 2022-23

Description 1	2020-21 Actual 2	2021-22 Actual 3	2022-23 Recommended Budget 4	2022-23 Adopted Budget 5
<b>GENERAL FUND</b>				
INTERGOVERNMENTAL REVENUE				
52206 VLF REALIGNMENT II AB118	12,718	13,292	0	0
TOTAL INTERGOVERNMENTAL REVENUE	12,718	13,292	0	0
TOTAL D.A. SLESF	13,618	13,988	0	0
<b>01052558 COMM CORR PERFORM INCENTIVE</b>				
USE OF MONEY & PROPERTY				
44300 INTEREST	1,644	419	0	0
TOTAL USE OF MONEY & PROPERTY	1,644	419	0	0
INTERGOVERNMENTAL REVENUE				
52521 STATE BOARD OF CORRECTIONS	200,000	223,171	400,904	400,904
54606 FEDERAL COVID-19 REVENUE	838	0	0	0
TOTAL INTERGOVERNMENTAL REVENUE	200,838	223,171	400,904	400,904
<b>01052558 COMM CORR PERFORM INCENTIVE</b>				
MISCELLANEOUS REVENUES				
74123 OPT OUT TAX REIMB	134	13	0	0
74129 WC PAYROLL REIMB	622	0	0	0
TOTAL MISCELLANEOUS REVENUES	756	13	0	0
TOTAL COMM CORR PERFORM INCENTIVE	203,238	223,603	400,904	400,904
<b>01052570 DMV SURCHARGE</b>				
USE OF MONEY & PROPERTY				
44300 INTEREST	492	109	0	0
TOTAL USE OF MONEY & PROPERTY	492	109	0	0
INTERGOVERNMENTAL REVENUE				
52911 DMV REGISTRATION FEE	33,427	33,968	27,000	27,000
TOTAL INTERGOVERNMENTAL REVENUE	33,427	33,968	27,000	27,000
TOTAL DMV SURCHARGE	33,919	34,077	27,000	27,000
<b>01052600 CO DNA ID PROP 69</b>				
FINES, FORFEITURES & PENALTIES				
35230 COURT FINES	7,429	7,957	7,500	7,500
TOTAL FINES, FORFEITURES & PENALTIES	7,429	7,957	7,500	7,500

COUNTY OF GLENN  
**DETAIL OF ADDITIONAL FINANCING SOURCES BY FUND & ACCOUNT**  
 GOVERNMENTAL FUNDS  
 FISCAL YEAR 2022-23

Description 1	2020-21 Actual 2	2021-22 Actual 3	2022-23 Recommended Budget 4	2022-23 Adopted Budget 5
<b>GENERAL FUND</b>				
<b>01052600 CO DNA ID PROP 69 – CONT.</b>				
USE OF MONEY & PROPERTY				
44300 INTEREST	1,728	1,147	1,700	1,700
TOTAL USE OF MONEY & PROPERTY	1,728	1,147	1,700	1,700
TOTAL CO DNA ID PROP 69	9,157	9,104	9,200	9,200
<b>01052601 ST DNA ID PROP 69</b>				
FINES, FORFEITURES & PENALTIES				
35230 COURT FINES	2,476	2,652	2,625	2,625
TOTAL FINES, FORFEITURES & PENALTIES	2,476	2,652	2,625	2,625
USE OF MONEY & PROPERTY				
44300 INTEREST	4	4	5	5
TOTAL USE OF MONEY & PROPERTY	4	4	5	5
TOTAL ST DNA ID PROP 69	2,480	2,656	2,630	2,630
<b>01052602 ST DNA ID 76104.7GC</b>				
FINES, FORFEITURES & PENALTIES				
35230 COURT FINES	39,168	41,256	40,000	40,000
TOTAL FINES, FORFEITURES & PENALTIES	39,168	41,256	40,000	40,000
USE OF MONEY & PROPERTY				
44300 INTEREST	63	59	75	75
TOTAL USE OF MONEY & PROPERTY	63	59	75	75
TOTAL ST DNA ID 76104.7GC	39,231	41,315	40,075	40,075
<b>01053440 PROPERTY CHARACTERISTICS</b>				
USE OF MONEY & PROPERTY				
44300 INTEREST	692	491	0	0
TOTAL USE OF MONEY & PROPERTY	692	491	0	0
CHARGES FOR CURRENT SERVICES				
66550 OTHER CHARGES FOR SERVICES	2,809	9,903	5,000	5,000
TOTAL CHARGES FOR CURRENT SERVICES	2,809	9,903	5,000	5,000
TOTAL PROPERTY CHARACTERISTICS	3,501	10,394	5,000	5,000

COUNTY OF GLENN  
**DETAIL OF ADDITIONAL FINANCING SOURCES BY FUND & ACCOUNT**  
 GOVERNMENTAL FUNDS  
 FISCAL YEAR 2022-23

Description 1	2020-21 Actual 2	2021-22 Actual 3	2022-23 Recommended Budget 4	2022-23 Adopted Budget 5
<b>GENERAL FUND</b>				
<b>01054110 JUVENILE FACILITY DONATION</b>				
USE OF MONEY & PROPERTY				
44300 INTEREST	7	4	0	0
TOTAL USE OF MONEY & PROPERTY	7	4	0	0
TOTAL JUVENILE FACILITY DONATION	7	4	0	0
<b>01054380 RECORDERS MODERNIZATION</b>				
USE OF MONEY & PROPERTY				
44300 INTEREST	1,775	1,473	0	0
TOTAL USE OF MONEY & PROPERTY	1,775	1,473	0	0
CHARGES FOR CURRENT SERVICES				
64320 RECORDING FEES	41,128	38,218	0	0
TOTAL CHARGES FOR CURRENT SERVICES	41,128	38,218	0	0
TOTAL RECORDERS MODERNIZATION	42,903	39,691	0	0
<b>01054385 SOC SECURITY REDACTION TRUST</b>				
USE OF MONEY & PROPERTY				
44300 INTEREST	442	276	0	0
TOTAL USE OF MONEY & PROPERTY	442	276	0	0
CHARGES FOR CURRENT SERVICES				
64320 RECORDING FEES	0	0	0	0
TOTAL CHARGES FOR CURRENT SERVICES	0	0	0	0
TOTAL SOC SECURITY REDACTION TRUST	442	276	0	0
<b>01054386 ELECTRONIC RECORDING AB 578</b>				
USE OF MONEY & PROPERTY				
44300 INTEREST	182	166	0	0
TOTAL USE OF MONEY & PROPERTY	182	166	0	0
CHARGES FOR CURRENT SERVICES				
64320 RECORDING FEES	5,894	5,390	0	0
TOTAL CHARGES FOR CURRENT SERVICES	5,894	5,390	0	0
TOTAL ELECTRONIC RECORDING AB 578	6,076	5,556	0	0

COUNTY OF GLENN  
**DETAIL OF ADDITIONAL FINANCING SOURCES BY FUND & ACCOUNT**  
GOVERNMENTAL FUNDS  
FISCAL YEAR 2022-23

Description 1	2020-21 Actual 2	2021-22 Actual 3	2022-23 Recommended Budget 4	2022-23 Adopted Budget 5
<b>GENERAL FUND</b>				
<b>01054400 DRUG ENFORCEMENT</b>				
USE OF MONEY & PROPERTY				
44300 INTEREST	982	308	0	0
TOTAL USE OF MONEY & PROPERTY	982	308	0	0
TOTAL DRUG ENFORCEMENT	982	308	0	0
<b>01054401 FEDERAL SEIZURE</b>				
USE OF MONEY & PROPERTY				
44300 INTEREST	280	175	0	0
TOTAL USE OF MONEY & PROPERTY	280	175	0	0
TOTAL FEDERAL SEIZURE	280	175	0	0
<b>01054402 MET &amp; MAJOR CRIMES SEIZURES</b>				
USE OF MONEY & PROPERTY				
44300 INTEREST	33	21	0	0
TOTAL USE OF MONEY & PROPERTY	33	21	0	0
TOTAL MET & MAJOR CRIMES SEIZURES	33	21	0	0
<b>01054404 DRUG ABUSE/GANG ACTIVITY</b>				
USE OF MONEY & PROPERTY				
44300 INTEREST	649	449	0	0
TOTAL USE OF MONEY & PROPERTY	649	449	0	0
MISCELLANEOUS REVENUES				
74128 SEIZURE	2,677	13,998	0	0
TOTAL MISCELLANEOUS REVENUES	2,677	13,998	0	0
TOTAL DRUG ABUSE/GANG ACTIVITY	3,326	14,447	0	0
<b>01054405 GLNTF OPERATIONAL</b>				
USE OF MONEY & PROPERTY				
44300 INTEREST	0	(30)	0	0
TOTAL USE OF MONEY & PROPERTY	0	(30)	0	0
OTHER FINANCING SOURCES				
86022 OTI-SPECIAL REVENUE FUND	0	19,781	20,000	20,000
TOTAL MISCELLANEOUS REVENUES	0	19,781	20,000	20,000
TOTAL GLNTF OPERATIONAL	0	19,751	20,000	20,000

COUNTY OF GLENN  
**DETAIL OF ADDITIONAL FINANCING SOURCES BY FUND & ACCOUNT**  
GOVERNMENTAL FUNDS  
FISCAL YEAR 2022-23

Description 1	2020-21 Actual 2	2021-22 Actual 3	2022-23 Recommended Budget 4	2022-23 Adopted Budget 5
<b>GENERAL FUND</b>				
<b>01054406 GLNTF FORFEITURE</b>				
USE OF MONEY & PROPERTY				
44300 INTEREST	1,672	1,535	0	0
TOTAL USE OF MONEY & PROPERTY	1,672	1,535	0	0
MISCELLANEOUS REVENUES				
74112 MISCELLANEOUS REVENUE	98	0	0	0
74128 SEIZURE	0	0	0	0
74130 SUBROGATION REV	150	0	0	0
TOTAL MISCELLANEOUS REVENUES	248	0	0	0
OTHER FINANCING SOURCES				
85500 OPERATING REVENUES	0	0	0	0
86000 OTI-#101 GENERAL FUND	0	0	0	0
86022 OTI-SPECIAL REVENUE FUND	24,542	0	0	0
TOTAL OTHER FINANCING SOURCES	24,542	0	0	0
TOTAL GLNTF FORFEITURE	26,462	1,535	0	0
<b>01054410 INVESTIGATION VEHICLES</b>				
USE OF MONEY & PROPERTY				
44300 INTEREST	61	38	0	0
TOTAL USE OF MONEY & PROPERTY	61	38	0	0
TOTAL INVESTIGATION VEHICLES	61	38	0	0
<b>01054420 D.A. SEIZURE</b>				
USE OF MONEY & PROPERTY				
44300 INTEREST	957	689	0	0
TOTAL USE OF MONEY & PROPERTY	957	689	0	0
MISCELLANEOUS REVENUES				
74128 SEIZURE	2,746	13,877	0	0
TOTAL MISCELLANEOUS REVENUES	2,746	13,877	0	0
TOTAL D.A. SEIZURE	3,703	14,566	0	0
<b>01054425 ENV/CONSUMER PROTECTION</b>				
USE OF MONEY & PROPERTY				
44300 INTEREST	99	235	0	0
TOTAL USE OF MONEY & PROPERTY	99	235	0	0

COUNTY OF GLENN  
**DETAIL OF ADDITIONAL FINANCING SOURCES BY FUND & ACCOUNT**  
 GOVERNMENTAL FUNDS  
 FISCAL YEAR 2022-23

Description 1	2020-21 Actual 2	2021-22 Actual 3	2022-23 Recommended Budget 4	2022-23 Adopted Budget 5
<b>GENERAL FUND</b>				
<b>01054425 ENV/CONSUMER PROTECTION – CONT.</b>				
MISCELLANEOUS REVENUES				
74111 SETTLEMENT	5,127	55,060	0	0
TOTAL MISCELLANEOUS REVENUES	5,127	55,060	0	0
TOTAL ENV/CONSUMER PROTECTION	5,226	55,295	0	0
<b>01054840 MEMORIAL HALL</b>				
USE OF MONEY & PROPERTY				
44300 INTEREST	1,589	304	0	0
44320 RENTS & CONCESSIONS	45,173	95,948	28,900	28,900
TOTAL USE OF MONEY & PROPERTY	46,762	96,252	28,900	28,900
INTERGOVERNMENTAL REVENUE				
52932 STATE COVID-19 REVENUE	0	0	0	0
54606 FEDERAL COVID-19 REVENUE	138,087	0	0	0
TOTAL INTERGOVERNMENTAL REVENUE	138,087	0	0	0
OTHER FINANCING SOURCES				
86000 OTI-#101 GENERAL FUND	0	0	113,440	113,440
TOTAL OTHER FINANCING SOURCES	0	0	113,440	113,440
TOTAL MEMORIAL HALL	184,849	96,252	142,340	142,340
<b>01054890 MICROGRAPHICS CONVERSION</b>				
USE OF MONEY & PROPERTY				
44300 INTEREST	422	294	0	0
TOTAL USE OF MONEY & PROPERTY	422	294	0	0
CHARGES FOR CURRENT SERVICES				
66552 MISCELLANEOUS REVENUE	6,356	5,973	0	0
TOTAL CHARGES FOR CURRENT SERVICES	6,356	5,973	0	0
TOTAL MICROGRAPHICS CONVERSION	6,778	6,267	0	0
<b>01055340 CHILD SUPPORT SERVICES</b>				
USE OF MONEY & PROPERTY				
44300 INTEREST	935	770	0	0
TOTAL USE OF MONEY & PROPERTY	935	770	0	0

COUNTY OF GLENN  
**DETAIL OF ADDITIONAL FINANCING SOURCES BY FUND & ACCOUNT**  
 GOVERNMENTAL FUNDS  
 FISCAL YEAR 2022-23

Description 1	2020-21 Actual 2	2021-22 Actual 3	2022-23 Recommended Budget 4	2022-23 Adopted Budget 5
<b>GENERAL FUND</b>				
<b>01055340 CHILD SUPPORT SERVICES – CONT.</b>				
INTERGOVERNMENTAL REVENUE				
52315 ST-CHILD SUPPORT ADMIN	294,797	330,751	457,798	457,798
54110 FED CHILD SUPPORT ADMIN	486,308	553,027	888,668	888,668
TOTAL INTERGOVERNMENTAL REVENUE	781,105	883,778	1,346,466	1,346,466
MISCELLANEOUS REVENUES				
74121 A-87 COST ALLOC REBATE	76,954	0	0	0
74123 OPT OUT TAX REIMB	1,111	282	0	0
TOTAL MISCELLANEOUS REVENUES	78,065	282	0	0
TOTAL CHILD SUPPORT SERVICES	860,105	884,830	1,346,466	1,346,466
<b>01057010 - PER CAPITA PARK</b>				
USE OF MONEY & PROPERTY				
44300 INTEREST	0	(4)	0	0
TOTAL USE OF MONEY & PROPERTY	0	(4)	0	0
INTERGOVERNMENTAL REVENUE				
52879 - STATE GRANT	0	0	0	312,000
TOTAL INTERGOVERNMENTAL REVENUE	0	0	0	312,000
TOTAL INTERGOVERNMENTAL REVENUE	0	(4)	0	312,000
<b>03320000 SEXUAL ABUSE INVEST TEAM</b>				
USE OF MONEY & PROPERTY				
44300 INTEREST	3	1	0	0
TOTAL USE OF MONEY & PROPERTY	3	1	0	0
TOTAL SEXUAL ABUSE INVEST TEAM	3	1	0	0
<b>03380000 PUBLIC SAFETY AUGMENTATION</b>				
INTERGOVERNMENTAL REVENUE				
52922 STATE-PUBLIC SAFETY S	2,632,525	3,289,110	2,962,000	2,962,000
TOTAL INTERGOVERNMENTAL REVENUE	2,632,525	3,289,110	2,962,000	2,962,000
TOTAL PUBLIC SAFETY AUGMENTATION	2,632,525	3,289,110	2,962,000	2,962,000
<b>03480000 SOCIAL SERVICES ASST. PRGRM</b>				
INTERGOVERNMENTAL REVENUE				
54471 FEDERAL -OTHER	0	28,280	31,095	0
TOTAL INTERGOVERNMENTAL REVENUE	0	28,280	31,095	0
TOTAL SOCIAL SERVICES ASST. PRGRM	0	28,280	31,095	0



COUNTY OF GLENN  
**DETAIL OF ADDITIONAL FINANCING SOURCES BY FUND & ACCOUNT**  
 GOVERNMENTAL FUNDS  
 FISCAL YEAR 2022-23

Description 1	2020-21 Actual 2	2021-22 Actual 3	2022-23 Recommended Budget 4	2022-23 Adopted Budget 5
<b>GENERAL FUND</b>				
<b>03442000 GLENN CO. INDIGENT INTERMENT FUND</b>				
USE OF MONEY & PROPERTY				
44300 INTEREST	0	13	25	25
TOTAL USE OF MONEY & PROPERTY	0	13	25	25
TOTAL GLENN CO. INDIGENT INTERMENT FUND	0	13	25	25
<b>03485000 CWS/CMS TRAINING PROJECT</b>				
INTERGOVERNMENTAL REVENUE				
56200 OTHER GOVT AGENCIES	275,086	171,291	260,825	260,825
TOTAL INTERGOVERNMENTAL REVENUE	275,086	171,291	260,825	260,825
OTHER FINANCING SOURCES				
85500 OPERATING REVENUES	0	0	0	0
86001 OTI-#102 STATE GOVT FUND	19,620	19,620	19,620	19,620
TOTAL OTHER FINANCING SOURCES	19,620	19,620	19,620	19,620
TOTAL CWS/CMS TRAINING PROJECT	294,706	190,911	280,445	280,445
<b>03540000 ANIMAL ADOPTION FEE</b>				
CHARGES FOR CURRENT SERVICES				
66550 OTHER CHARGES FOR SERVICES	560	765	300	300
TOTAL CHARGES FOR CURRENT SERVICES	560	765	300	300
TOTAL ANIMAL ADOPTION FEE	560	765	300	300
<b>04041000 CIVIL AUTOMATION TRUST</b>				
USE OF MONEY & PROPERTY				
44300 INTEREST	0	5	0	0
TOTAL USE OF MONEY & PROPERTY	0	5	0	0
TOTAL CIVIL AUTOMATION TRUST	0	5	0	0
<b>04041050 CIVIL VEHICLE TRUST</b>				
USE OF MONEY & PROPERTY				
44300 INTEREST	0	94	0	0
TOTAL USE OF MONEY & PROPERTY	0	94	0	0
TOTAL CIVIL VEHICLE TRUST	0	94	0	0

COUNTY OF GLENN  
**DETAIL OF ADDITIONAL FINANCING SOURCES BY FUND & ACCOUNT**  
 GOVERNMENTAL FUNDS  
 FISCAL YEAR 2022-23

Description 1	2020-21 Actual 2	2021-22 Actual 3	2022-23 Recommended Budget 4	2022-23 Adopted Budget 5
<b>GENERAL FUND</b>				
<b>04100000 LAW LIBRARY</b>				
USE OF MONEY & PROPERTY				
44300 INTEREST	1,028	669	205	205
TOTAL USE OF MONEY & PROPERTY	1,028	669	205	205
CHARGES FOR CURRENT SERVICES				
62730 CLERK COURT FILING FEES	9,593	11,384	9,033	9,033
TOTAL CHARGES FOR CURRENT SERVICES	9,593	11,384	9,033	9,033
TOTAL LAW LIBRARY	10,621	12,053	9,238	9,238
<b>04290000 CHILD DEVELOPMENT PROGRAM</b>				
USE OF MONEY & PROPERTY				
44300 INTEREST	26	0	0	0
TOTAL USE OF MONEY & PROPERTY	26	0	0	0
TOTAL CHILD DEVELOPMENT PROGRAM	26	0	0	0
<b>04350000 MENTAL HEALTH TRUST</b>				
USE OF MONEY & PROPERTY				
44300 INTEREST	242	152	0	0
TOTAL USE OF MONEY & PROPERTY	242	152	0	0
TOTAL MENTAL HEALTH TRUST	242	152	0	0
<b>04450000 TOBACCO CONTROL</b>				
USE OF MONEY & PROPERTY				
44300 INTEREST	2,146	1,127	0	0
TOTAL USE OF MONEY & PROPERTY	2,146	1,127	0	0
INTERGOVERNMENTAL REVENUE				
52478 ST AID-TOBACCO	150,000	52,500	150,000	150,000
TOTAL INTERGOVERNMENTAL REVENUE	150,000	52,500	150,000	150,000
TOTAL TOBACCO CONTROL	152,146	53,627	150,000	150,000
<b>04452000 TOBACCO PROP 56</b>				
USE OF MONEY & PROPERTY				
44300 INTEREST	375	151	0	0
TOTAL USE OF MONEY & PROPERTY	375	151	0	0

COUNTY OF GLENN  
**DETAIL OF ADDITIONAL FINANCING SOURCES BY FUND & ACCOUNT**  
GOVERNMENTAL FUNDS  
FISCAL YEAR 2022-23

Description 1	2020-21 Actual 2	2021-22 Actual 3	2022-23 Recommended Budget 4	2022-23 Adopted Budget 5
<b>GENERAL FUND</b>				
<b>04452000 TOBACCO PROP 56 – CONT.</b>				
INTERGOVERNMENTAL REVENUE				
52478 ST AID-TOBACCO	150,000	72,916	142,244	142,244
TOTAL INTERGOVERNMENTAL REVENUE	150,000	72,916	142,244	142,244
TOTAL TOBACCO PROP 56	150,375	73,067	142,244	142,244
<b>04480000 ALCOHOL PROGRAM TRUST</b>				
USE OF MONEY & PROPERTY				
44300 INTEREST	2	0	0	0
TOTAL USE OF MONEY & PROPERTY	2	0	0	0
TOTAL ALCOHOL PROGRAM TRUST	2	0	0	0
<b>04530000 CRIMINAL FAC CONSTRUCTION</b>				
FINES, FORFEITURES & PENALTIES				
35215 CITY PARKING FINES	6	17	50	50
35230 COURT FINES	52,681	55,167	50,000	50,000
TOTAL FINES, FORFEITURES & PENALTIES	52,687	55,184	50,050	50,050
USE OF MONEY & PROPERTY				
44300 INTEREST	197	145	200	200
TOTAL USE OF MONEY & PROPERTY	197	145	200	200
TOTAL CRIMINAL FAC CONSTRUCTION	52,884	55,329	50,250	50,250
<b>04590000 EMERGENCY MEDICAL SERVICES FUND</b>				
FINES, FORFEITURES & PENALTIES				
35230 COURT FINES	47,285	53,156	46,000	46,000
TOTAL FINES, FORFEITURES & PENALTIES	47,285	53,156	46,000	46,000
USE OF MONEY & PROPERTY				
44300 INTEREST	1,694	1,519	800	800
TOTAL USE OF MONEY & PROPERTY	1,694	1,519	800	800
TOTAL EMERGENCY MEDICAL SERVICES FUND	48,979	54,675	46,800	46,800
<b>04610000 INFANT CAR SEAT LOAN PROGRAM</b>				
FINES, FORFEITURES & PENALTIES				
35230 COURT FINES	494	1,248	0	0
TOTAL FINES, FORFEITURES & PENALTIES	494	1,248	0	0

COUNTY OF GLENN  
**DETAIL OF ADDITIONAL FINANCING SOURCES BY FUND & ACCOUNT**  
 GOVERNMENTAL FUNDS  
 FISCAL YEAR 2022-23

Description 1	2020-21 Actual 2	2021-22 Actual 3	2022-23 Recommended Budget 4	2022-23 Adopted Budget 5
<b>GENERAL FUND</b>				
<b>04610000 INFANT CAR SEAT LOAN PROGRAM – CONT.</b>				
USE OF MONEY & PROPERTY				
44300 INTEREST	76	56	0	0
TOTAL USE OF MONEY & PROPERTY	76	56	0	0
TOTAL INFANT CAR SEAT LOAN PROGRAM	570	1,304	0	0
<b>04690000 DA INSURANCE FRAUD TRUST</b>				
USE OF MONEY & PROPERTY				
44300 INTEREST	8	5	0	0
TOTAL USE OF MONEY & PROPERTY	8	5	0	0
TOTAL DA INSURANCE FRAUD TRUST	8	5	0	0
<b>04750000 ELECTIONS TRUST</b>				
USE OF MONEY & PROPERTY				
44300 INTEREST	1,345	1,520	0	0
TOTAL USE OF MONEY & PROPERTY	1,345	1,520	0	0
CHARGES FOR CURRENT SERVICES				
61800 ELECTION SERVICES	0	0	0	0
66550 OTHER CHARGES FOR SERVICES	0	0	0	0
66551 ADMINISTRATION FEES	0	0	0	0
TOTAL CHARGES FOR CURRENT SERVICES	0	0	0	0
TOTAL ELECTIONS TRUST	1,345	1,520	0	0
<b>04762000 DRY PERIOD FINANCING</b>				
USE OF MONEY & PROPERTY				
44300 INTEREST	0	(5)	0	0
TOTAL USE OF MONEY & PROPERTY	0	(5)	0	0
TOTAL DRY PERIOD FINANCING	0	(5)	0	0
<b>04900000 DOMESTIC VIOLENCE TRUST</b>				
FINES, FORFEITURES & PENALTIES				
35230 COURT FINES	8,003	10,648	6,710	6,710
TOTAL FINES, FORFEITURES & PENALTIES	8,003	10,648	6,710	6,710
CHARGES FOR CURRENT SERVICES				
64320 RECORDING FEES	0	0	0	0
64322 MARRIAGE LICENSE FEES	1,230	2,904	2,617	2,617
TOTAL CHARGES FOR CURRENT SERVICES	1,230	2,904	2,617	2,617

COUNTY OF GLENN  
**DETAIL OF ADDITIONAL FINANCING SOURCES BY FUND & ACCOUNT**  
 GOVERNMENTAL FUNDS  
 FISCAL YEAR 2022-23

Description 1	2020-21 Actual 2	2021-22 Actual 3	2022-23 Recommended Budget 4	2022-23 Adopted Budget 5
<b>GENERAL FUND</b>				
<b>04900000 DOMESTIC VIOLENCE TRUST – CONT.</b>				
MISCELLANEOUS REVENUES				
74112 MISCELLANEOUS REVENUE	0	0	0	0
TOTAL MISCELLANEOUS REVENUES	0	0	0	0
TOTAL DOMESTIC VIOLENCE TRUST	9,233	13,552	9,327	9,327
<b>04940000 AB 2086 STATHAM BILL</b>				
FINES, FORFEITURES & PENALTIES				
35230 COURT FINES	3,766	3,039	3,082	3,082
TOTAL FINES, FORFEITURES & PENALTIES	3,766	3,039	3,082	3,082
USE OF MONEY & PROPERTY				
44300 INTEREST	798	424	0	0
TOTAL USE OF MONEY & PROPERTY	798	424	0	0
TOTAL AB 2086 STATHAM BILL	4,564	3,463	3,082	3,082
<b>04950000 ALCOHOL ABUSE ED &amp; PREV</b>				
FINES, FORFEITURES & PENALTIES				
35230 COURT FINES	3,378	2,795	2,814	2,814
TOTAL FINES, FORFEITURES & PENALTIES	3,378	2,795	2,814	2,814
USE OF MONEY & PROPERTY				
44300 INTEREST	728	403	0	0
TOTAL USE OF MONEY & PROPERTY	728	403	0	0
TOTAL ALCOHOL ABUSE ED & PREV	4,106	3,198	2,814	2,814
TOTAL GENERAL FUND	93,763,344	101,570,328	115,516,084	126,958,574

COUNTY OF GLENN  
**DETAIL OF ADDITIONAL FINANCING SOURCES BY FUND & ACCOUNT**  
 GOVERNMENTAL FUNDS  
 FISCAL YEAR 2022-23

Description 1	2020-21 Actual 2	2021-22 Actual 3	2022-23 Recommended Budget 4	2022-23 Adopted Budget 5
<b>SPECIAL REVENUE FUNDS</b>				
<b>01050200 SOLID WASTE</b>				
USE OF MONEY & PROPERTY				
44300 INTEREST	841	760	0	0
TOTAL USE OF MONEY & PROPERTY	841	760	0	0
CHARGES FOR CURRENT SERVICES				
74126 SALARY REIMB	543,304	534,000	731,329	733,144
TOTAL CHARGES FOR CURRENT SERVICES	543,304	534,000	731,329	733,144
MISCELLANEOUS REVENUES				
74123 OPT OUT TAX REIMB	387	56	3,956	3,956
TOTAL MISCELLANEOUS REVENUES	387	56	3,956	3,956
TOTAL SOLID WASTE	544,532	534,816	735,285	737,100
<b>01050300 INSTALLMENT PMT. FUND</b>				
USE OF MONEY & PROPERTY				
44300 INTEREST	126	891	1,000	1,000
TOTAL USE OF MONEY & PROPERTY	126	891	1,000	1,000
OTHER FINANCING SOURCES				
86022 OTI-SPECIAL REVENUE FUND	90,000	233,166	323,380	323,380
TOTAL OTHER FINANCING SOURCES	90,000	233,166	323,380	323,380
TOTAL INSTALLMENT PMT. FUND	90,126	234,057	324,380	324,380
<b>01050347 CALWORKS INCENTIVE FUND</b>				
USE OF MONEY & PROPERTY				
44300 INTEREST	1,191	744	0	0
TOTAL USE OF MONEY & PROPERTY	1,191	744	0	0
TOTAL CALWORKS INCENTIVE FUND	1,191	744	0	0

COUNTY OF GLENN  
**DETAIL OF ADDITIONAL FINANCING SOURCES BY FUND & ACCOUNT**  
GOVERNMENTAL FUNDS  
FISCAL YEAR 2022-23

Description 1	2020-21 Actual 2	2021-22 Actual 3	2022-23 Recommended Budget 4	2022-23 Adopted Budget 5
<b>SPECIAL REVENUE FUNDS – CONT.</b>				
<b>01050350 SOLID WASTE - PARCEL ASSMT. FUND</b>				
FINES, FORFEITURES & PENALTIES				
37320 PENALTIES/COST DELINQUENT TAXES	0	1,256	0	0
TOTAL FINES, FORFEITURES & PENALTIES	0	1,256	0	0
USE OF MONEY & PROPERTY				
44300 INTEREST	0	2,397	0	0
TOTAL USE OF MONEY & PROPERTY	0	2,397	0	0
CHARGES FOR CURRENT SERVICES				
61155 HOUSEHOLD CHARGE - PRIOR YEAR	0	4,295	0	0
68175 HOUSEHOLD CHARGE - CURRENT	194,000	460,139	450,000	450,000
TOTAL CHARGES FOR CURRENT SERVICES	194,000	464,434	450,000	450,000
TOTAL SOLID WASTE	194,000	468,087	450,000	450,000
<b>01051000 TITLE III FOREST RESERVES</b>				
USE OF MONEY & PROPERTY				
44300 INTEREST	1,472	824	2,000	2,000
TOTAL USE OF MONEY & PROPERTY	1,472	824	2,000	2,000
INTERGOVERNMENTAL REVENUE				
54460 FEDERAL FOREST RESERVE	17,370	21,442	17,000	17,000
TOTAL INTERGOVERNMENTAL REVENUE	17,370	21,442	17,000	17,000
TOTAL TITLE III FOREST RESERVES	18,842	22,266	19,000	19,000
<b>01051020 BSASRF FEE</b>				
USE OF MONEY & PROPERTY				
44300 INTEREST	25	18	20	20
TOTAL USE OF MONEY & PROPERTY	25	18	20	20
CHARGES FOR CURRENT SERVICES				
66551 ADMINISTRATION FEES	195	156	200	200
TOTAL CHARGES FOR CURRENT SERVICES	195	156	200	200
TOTAL BSASRF FEE	220	174	220	220
<b>01051030 CASP CERTIF. &amp; TRAINING FUND</b>				
LICENSES & PERMITS				
24120 CONSTRUCTION PERMITS	1,760	2,016	1,000	1,000
TOTAL LICENSES & PERMITS	1,760	2,016	1,000	1,000

COUNTY OF GLENN  
**DETAIL OF ADDITIONAL FINANCING SOURCES BY FUND & ACCOUNT**  
 GOVERNMENTAL FUNDS  
 FISCAL YEAR 2022-23

Description 1	2020-21 Actual 2	2021-22 Actual 3	2022-23 Recommended Budget 4	2022-23 Adopted Budget 5
<b>SPECIAL REVENUE FUNDS – CONT.</b>				
<b>01051030 CASP CERTIF. &amp; TRAINING FUND</b>				
USE OF MONEY & PROPERTY				
44300 INTEREST	18	28	0	0
TOTAL USE OF MONEY & PROPERTY	18	28	0	0
TOTAL CASP CERTIF. & TRAINING FUND	1,778	2,044	1,000	1,000
<b>01051120 CENTRAL SVCS-FACILITIES</b>				
USE OF MONEY & PROPERTY				
44300 INTEREST	(399)	0	0	0
TOTAL USE OF MONEY & PROPERTY	(399)	0	0	0
INTERGOVERNMENTAL REVENUE				
54606 FEDERAL COVID-19 REVENUE	25,226	0	0	0
TOTAL INTERGOVERNMENTAL REVENUE	25,226	0	0	0
CHARGES FOR CURRENT SERVICES				
66251 FACILITIES COST ALLOCATION	0	0	0	0
74126 SALARY REIMB	1,253,147	0	0	0
TOTAL CHARGES FOR CURRENT SERVICES	1,253,147	0	0	0
<b>01051120 CENTRAL SVCS-FACILITIES</b>				
MISCELLANEOUS REVENUES				
74123 OPT OUT TAX REIMB	765	0	0	0
TOTAL MISCELLANEOUS REVENUES	765	0	0	0
TOTAL CENTRAL SVCS-FACILITIES	1,278,739	0	0	0
<b>01051122 CENTRAL SVCS-FLEET</b>				
USE OF MONEY & PROPERTY				
44300 INTEREST	(388)	(23)	0	0
TOTAL USE OF MONEY & PROPERTY	(388)	(23)	0	0
CHARGES FOR CURRENT SERVICES				
74126 SALARY REIMB	429,949	0	0	0
TOTAL CHARGES FOR CURRENT SERVICES	429,949	0	0	0
MISCELLANEOUS REVENUES				
74123 OPT OUT TAX REIMB	655	0	0	0
TOTAL MISCELLANEOUS REVENUES	655	0	0	0
TOTAL CENTRAL SVCS-FLEET	430,216	(23)	0	0



COUNTY OF GLENN  
**DETAIL OF ADDITIONAL FINANCING SOURCES BY FUND & ACCOUNT**  
GOVERNMENTAL FUNDS  
FISCAL YEAR 2022-23

Description 1	2020-21 Actual 2	2021-22 Actual 3	2022-23 Recommended Budget 4	2022-23 Adopted Budget 5
<b>SPECIAL REVENUE FUNDS – CONT.</b>				
<b>01051195 GENERAL SERVICES</b>				
USE OF MONEY & PROPERTY				
44300 INTEREST	(251)	(444)	0	0
TOTAL USE OF MONEY & PROPERTY	(251)	(444)	0	0
INTERGOVERNMENTAL REVENUE				
54606 FEDERAL COVID-19 REVENUE	1,813	0	0	0
TOTAL INTERGOVERNMENTAL REVENUE	1,813	0	0	0
CHARGES FOR CURRENT SERVICES				
66550 OTHER CHARGES FOR SERVICES	0	32,088	0	84,190
74126 SALARY REIMB	235,066	2,254,795	2,343,975	2,449,888
TOTAL CHARGES FOR CURRENT SERVICES	235,066	2,286,883	2,343,975	2,534,078
MISCELLANEOUS REVENUES				
74123 OPT OUT TAX REIMB	17	1,444	104,261	104,261
TOTAL MISCELLANEOUS REVENUES	17	1,444	104,261	104,261
TOTAL GENERAL SERVICES	236,645	2,287,883	2,448,236	2,638,339
<b>01052181 CORNING SUBBASIN GSP GRANT</b>				
INTERGOVERNMENTAL REVENUE				
56200 OTHER GOVT AGENCIES	441,715	341,017	50,000	50,000
TOTAL INTERGOVERNMENTAL REVENUE	441,715	341,017	50,000	50,000
MISCELLANEOUS REVENUES				
74121 A-87 COST ALLOC REBATE	0	0	0	0
TOTAL MISCELLANEOUS REVENUES	0	0	0	0
TOTAL CORNING SUBBASIN GSP GRANT	441,715	341,017	50,000	50,000
<b>01052182 WATER RESOURCES GRANT</b>				
LICENSES & PERMITS				
24160 OTHER LICENSES & PERMITS	53,860	26,872	10,000	10,000
TOTAL LICENSES & PERMITS	53,860	26,872	10,000	10,000
INTERGOVERNMENTAL REVENUE				
56200 OTHER GOVT AGENCIES	0	48,087	0	0
TOTAL INTERGOVERNMENTAL REVENUE	0	48,087	0	0
OTHER FINANCING SOURCES				
86022 OTI-SPECIAL REVENUE FUND	441,715	341,017	33,100	33,100
TOTAL OTHER FINANCING SOURCES	441,715	341,017	33,100	33,100
TOTAL WATER RESOURCES GRANT	495,575	415,976	43,100	43,100

COUNTY OF GLENN  
**DETAIL OF ADDITIONAL FINANCING SOURCES BY FUND & ACCOUNT**  
 GOVERNMENTAL FUNDS  
 FISCAL YEAR 2022-23

Description 1	2020-21 Actual 2	2021-22 Actual 3	2022-23 Recommended Budget 4	2022-23 Adopted Budget 5
<b>SPECIAL REVENUE FUNDS – CONT.</b>				
<b>01052557 DJJ REALIGNMENT</b>				
USE OF MONEY & PROPERTY				
44300 INTEREST	1,985	920	0	0
TOTAL USE OF MONEY & PROPERTY	1,985	920	0	0
INTERGOVERNMENTAL REVENUE				
52521 STATE BOARD OF CORRECTIONS	0	0	0	0
52824 AB118 REALIGN-PUBLIC SAFETY	146,156	145,422	148,522	148,522
52932 STATE COVID-19 REVENUE	8,083	0	0	0
54606 FEDERAL COVID-19 REVENUE	1,367	0	0	0
TOTAL INTERGOVERNMENTAL REVENUE	155,606	145,422	148,522	148,522
MISCELLANEOUS REVENUES				
74123 OPT OUT TAX REIMB	39	13	0	0
TOTAL MISCELLANEOUS REVENUES	39	13	0	0
TOTAL DJJ REALIGNMENT	157,630	146,355	148,522	148,522
<b>01052559 SB823 JUVENILE JUSTICE REALINGMENT</b>				
USE OF MONEY & PROPERTY				
44300 INTEREST	0	1,954	0	0
TOTAL USE OF MONEY & PROPERTY	0	1,954	0	0
INTERGOVERNMENTAL REVENUE				
52521 STATE BOARD OF CORRECTIONS	0	250,000	250,000	250,000
TOTAL INTERGOVERNMENTAL REVENUE	0	250,000	250,000	250,000
TOTAL SB823 JUVENILE JUSTICE REALINGMENT	0	251,954	250,000	250,000
<b>01052560 YOUTH PROGRAMS FACILITIES GRANT</b>				
USE OF MONEY & PROPERTY				
44300 INTEREST	0	0	0	0
TOTAL USE OF MONEY & PROPERTY	0	0	0	0
INTERGOVERNMENTAL REVENUE				
52521 STATE BOARD OF CORRECTIONS	0	0	167,529	167,529
TOTAL INTERGOVERNMENTAL REVENUE	0	0	167,529	167,529
MISCELLANEOUS REVENUES				
74121 A-87 COST ALLOC REBATE	0	0	0	0
TOTAL MISCELLANEOUS REVENUES	0	0	0	0
TOTAL CALIFORNIA WASTE MGMT GRANT	0	0	167,529	167,529

COUNTY OF GLENN  
**DETAIL OF ADDITIONAL FINANCING SOURCES BY FUND & ACCOUNT**  
GOVERNMENTAL FUNDS  
FISCAL YEAR 2022-23

Description 1	2020-21 Actual 2	2021-22 Actual 3	2022-23 Recommended Budget 4	2022-23 Adopted Budget 5
<b>SPECIAL REVENUE FUNDS – CONT.</b>				
<b>01054010 CALIFORNIA WASTE MGMT GRANT</b>				
USE OF MONEY & PROPERTY				
44300 INTEREST	230	144	0	0
TOTAL USE OF MONEY & PROPERTY	230	144	0	0
INTERGOVERNMENTAL REVENUE				
54552 CA WASTE MGMT GRANT	16,135	15,706	16,150	16,150
TOTAL INTERGOVERNMENTAL REVENUE	16,135	15,706	16,150	16,150
MISCELLANEOUS REVENUES				
74121 A-87 COST ALLOC REBATE	66	51	6	6
TOTAL MISCELLANEOUS REVENUES	66	51	6	6
TOTAL CALIFORNIA WASTE MGMT GRANT	16,431	15,901	16,156	16,156
<b>01054012 MNTH HLTH SVCS ACT FUND</b>				
USE OF MONEY & PROPERTY				
44300 INTEREST	34,543	26,942	0	0
TOTAL USE OF MONEY & PROPERTY	34,543	26,942	0	0
INTERGOVERNMENTAL REVENUE				
52402 MHSA COMM SVCS & SUPPORTS	2,899,440	2,683,757	3,064,127	3,064,127
52403 MHSA WORKFORCE ED & TRAINING	18	0	0	0
52404 PREVENTION & EARLY INTERVENT	724,860	670,939	817,101	817,101
52406 MHSA INNOVATION	191,866	176,563	204,275	204,275
TOTAL INTERGOVERNMENTAL REVENUE	3,816,184	3,531,259	4,085,503	4,085,503
OTHER FINANCING SOURCES				
78100 SALE OF FIXED ASSETS	0	0	0	0
TOTAL OTHER FINANCING SOURCES	0	0	0	0
TOTAL MNTH HLTH SVCS ACT FUND	3,850,727	3,558,201	4,085,503	4,085,503
<b>01054021 SUPERIOR REG WORKFORCE ED</b>				
USE OF MONEY & PROPERTY				
44300 INTEREST	0	3,019	0	0
TOTAL USE OF MONEY & PROPERTY	0	3,019	0	0
MISCELLANEOUS REVENUES				
74121 A-87 COST ALLOC REBATE	0	5,408	6	6
TOTAL MISCELLANEOUS REVENUES	0	5,408	6	6
TOTAL MNTH HLTH SVCS ACT FUND	0	8,427	6	6

COUNTY OF GLENN  
**DETAIL OF ADDITIONAL FINANCING SOURCES BY FUND & ACCOUNT**  
GOVERNMENTAL FUNDS  
FISCAL YEAR 2022-23

Description 1	2020-21 Actual 2	2021-22 Actual 3	2022-23 Recommended Budget 4	2022-23 Adopted Budget 5
<b>SPECIAL REVENUE FUNDS – CONT.</b>				
<b>01054025 WIC PROGRAM</b>				
USE OF MONEY & PROPERTY				
44300 INTEREST	3	1	0	0
TOTAL USE OF MONEY & PROPERTY	3	1	0	0
TOTAL WIC PROGRAM	3	1	0	0
<b>01054045 MOSQUITO ABATEMENT ASSMT AREA</b>				
FINES, FORFEITURES & PENALTIES				
37320 PENALTIES/COST DELQ TAXES	877	912	0	0
TOTAL FINES, FORFEITURES & PENALTIES	877	912	0	0
USE OF MONEY & PROPERTY				
44300 INTEREST	5,476	3,975	0	0
TOTAL USE OF MONEY & PROPERTY	5,476	3,975	0	0
CHARGES FOR CURRENT SERVICES				
61152 SPECIAL ASSESSMENT	240,127	231,912	250,471	250,471
61155 PY DELINQ SPECIAL ASSESSMENT	3,168	3,017	0	0
67109 INTER REV-#370 REALIGNMENT	13,000	13,000	13,000	13,000
TOTAL CHARGES FOR CURRENT SERVICES	256,295	247,929	263,471	263,471
TOTAL MOSQUITO ABATEMENT ASSMT AREA	262,648	252,816	263,471	263,471
<b>01054620 CAL BOAT LAUNCHING</b>				
LICENSES & PERMITS				
24160 OTHER LICENSES & PERMITS	18,628	18,187	25,000	25,000
TOTAL LICENSES & PERMITS	18,628	18,187	25,000	25,000
FINES, FORFEITURES & PENALTIES				
35255 PARKING CITATION	110	112	0	0
TOTAL FINES, FORFEITURES & PENALTIES	110	112	0	0
USE OF MONEY & PROPERTY				
44300 INTEREST	149	200	0	0
TOTAL USE OF MONEY & PROPERTY	149	200	0	0
MISCELLANEOUS REVENUES				
74118 REFUNDS & REBATES	0	0	0	0
TOTAL MISCELLANEOUS REVENUES	0	0	0	0
OTHER FINANCING SOURCES				
86000 OTI-#101 GENERAL FUND	0	25,000	25,000	25,000
TOTAL OTHER FINANCING SOURCES	0	25,000	25,000	25,000
TOTAL CAL BOAT LAUNCHING	18,887	43,499	50,000	50,000

COUNTY OF GLENN  
**DETAIL OF ADDITIONAL FINANCING SOURCES BY FUND & ACCOUNT**  
 GOVERNMENTAL FUNDS  
 FISCAL YEAR 2022-23

Description 1	2020-21 Actual 2	2021-22 Actual 3	2022-23 Recommended Budget 4	2022-23 Adopted Budget 5
<b>SPECIAL REVENUE FUNDS – CONT.</b>				
<b>01054630 CLEAN CALIFORNIA GRANT - PARKS</b>				
USE OF MONEY & PROPERTY				
44300 INTEREST	0	0	0	0
TOTAL USE OF MONEY & PROPERTY	0	0	0	0
INTERGOVERNMENTAL REVENUE				
52879 STATE GRANT	0	0	0	3,704,358
TOTAL INTERGOVERNMENTAL REVENUE	0	0	0	3,704,358
TOTAL CLEAN CALIFORNIA GRANT - PARKS	0	0	0	3,704,358
<b>01054680 VITAL &amp; HEALTH STATISTICS</b>				
USE OF MONEY & PROPERTY				
44300 INTEREST	370	232	0	0
TOTAL USE OF MONEY & PROPERTY	370	232	0	0
CHARGES FOR CURRENT SERVICES				
66552 MISCELLANEOUS REVENUE	4,249	4,610	0	0
TOTAL CHARGES FOR CURRENT SERVICES	4,249	4,610	0	0
TOTAL VITAL & HEALTH STATISTICS	4,619	4,842	0	0
<b>01055011 IHSS PUBLIC AUTHORITY FUND</b>				
USE OF MONEY & PROPERTY				
44300 INTEREST	1,608	800	0	0
TOTAL USE OF MONEY & PROPERTY	1,608	800	0	0
INTERGOVERNMENTAL REVENUE				
52300 ST PUB ASST ADMIN	163,350	182,831	229,886	232,115
54100 FED PUB ASSIST ADMIN	154,100	177,326	282,380	285,105
52952 PRIOR YEAR REVENUE - STATE	0	0	0	99,180
54626 PRIOR YEAR REVENUE - FEDERAL	0	0	0	97,225
TOTAL INTERGOVERNMENTAL REVENUE	317,450	360,157	512,266	713,625
CHARGES FOR CURRENT SERVICES				
66550 OTHER CHARGES FOR SERVICES	0	0	0	0
TOTAL CHARGES FOR CURRENT SERVICES	0	0	0	0
MISCELLANEOUS REVENUES				
74112 MISC REVENUE	4	15	0	0
TOTAL MISCELLANEOUS REVENUES	4	15	0	0
OTHER FINANCING SOURCES				
86022 OTI-SPECIAL REVENUE FUND	0	0	62,414	62,414
TOTAL OTHER FINANCING SOURCES	0	0	62,414	62,414
TOTAL IHSS PUBLIC AUTHORITY FUND	319,062	360,972	574,680	776,039

COUNTY OF GLENN  
**DETAIL OF ADDITIONAL FINANCING SOURCES BY FUND & ACCOUNT**  
 GOVERNMENTAL FUNDS  
 FISCAL YEAR 2022-23

Description 1	2020-21 Actual 2	2021-22 Actual 3	2022-23 Recommended Budget 4	2022-23 Adopted Budget 5
<b>SPECIAL REVENUE FUNDS – CONT.</b>				
<b>01055012 SSD STUART FOUNDATION GRANT</b>				
USE OF MONEY & PROPERTY				
44300 INTEREST	8	5	0	0
TOTAL USE OF MONEY & PROPERTY	8	5	0	0
TOTAL SSD STUART FOUNDATION GRANT	8	5	0	0
<b>01055350 AMERICAN RESCUE PLAN ACT FUND</b>				
USE OF MONEY & PROPERTY				
44300 INTEREST	3,668	24,117	30,000	30,000
TOTAL USE OF MONEY & PROPERTY	3,668	24,117	30,000	30,000
INTERGOVERNMENTAL REVENUE				
54606 FEDERAL COVID-19 REVENUE	2,757,504	0	0	0
TOTAL INTERGOVERNMENTAL REVENUE	2,757,504	0	0	0
TOTAL AMERICAN RESCUE PLAN ACT FUND	2,761,172	24,117	30,000	30,000
<b>01055351 PROJECT HOME KEY</b>				
USE OF MONEY & PROPERTY				
44300 INTEREST	0	1,037	0	0
TOTAL USE OF MONEY & PROPERTY	0	1,037	0	0
INTERGOVERNMENTAL REVENUE				
75100 STATE GRANT REVENUE	0	1,751,389	8,756,945	6,685,556
TOTAL INTERGOVERNMENTAL REVENUE	0	1,751,389	8,756,945	6,685,556
TOTAL PROJECT HOME KEY	0	1,752,426	8,756,945	6,685,556
<b>01055360 PUBLIC DEFENSE PILOT PROGRAM</b>				
USE OF MONEY & PROPERTY				
44300 INTEREST	0	(1)	0	0
TOTAL USE OF MONEY & PROPERTY	0	(1)	0	0
INTERGOVERNMENTAL REVENUE				
52879 STATE GRANT	0	0	0	0
75100 STATE GRANT REVENUE	0	35,544	0	0
TOTAL INTERGOVERNMENTAL REVENUE	0	35,544	0	0
TOTAL PROJECT HOME KEY	0	35,543	0	0

COUNTY OF GLENN  
**DETAIL OF ADDITIONAL FINANCING SOURCES BY FUND & ACCOUNT**  
 GOVERNMENTAL FUNDS  
 FISCAL YEAR 2022-23

Description 1	2020-21 Actual 2	2021-22 Actual 3	2022-23 Recommended Budget 4	2022-23 Adopted Budget 5
<b>SPECIAL REVENUE FUNDS – CONT.</b>				
<b>01060000 COUNTY LOCAL REVENUE FUND 2011</b>				
INTERGOVERNMENTAL REVENUE				
52824 AB118 REALIGN-PUBLIC SAFETY	1,580,806	1,777,704	1,858,843	1,858,843
52825 AB109 LOCAL REVENUE FUND	100,000	231,110	231,556	231,556
52932 STATE COVID-19 REVENUE	112,332	0	0	0
54606 FEDERAL COVID-19 REVENUE	176	0	0	0
TOTAL INTERGOVERNMENTAL REVENUE	1,793,314	2,008,814	2,090,399	2,090,399
MISCELLANEOUS REVENUES				
74123 OPT OUT TAX REIMB	97	32	0	0
74129 WC REBATE	1,364	0	0	0
TOTAL MISCELLANEOUS REVENUES	1,461	32	0	0
TOTAL COUNTY LOCAL REVENUE FUND 2011	1,794,775	2,008,846	2,090,399	2,090,399
<b>01062136 TRIAL COURT SECURITY</b>				
USE OF MONEY & PROPERTY				
44300 INTEREST	12,377	6,629	0	0
TOTAL USE OF MONEY & PROPERTY	12,377	6,629	0	0
<b>01062136 TRIAL COURT SECURITY</b>				
INTERGOVERNMENTAL REVENUE				
52824 AB118 REALIGN-PUBLIC SAFETY	579,105	601,850	450,000	450,000
52932 STATE COVID-19 REVENUE	33,501	0	0	0
54472 FEDERAL-GRANT	0	0	0	0
TOTAL INTERGOVERNMENTAL REVENUE	612,606	601,850	450,000	450,000
TOTAL TRIAL COURT SECURITY	624,983	608,479	450,000	450,000
<b>01063000 LOCAL INNOVATION FUND</b>				
USE OF MONEY & PROPERTY				
44300 INTEREST	1,189	834	800	800
TOTAL USE OF MONEY & PROPERTY	1,189	834	800	800
INTERGOVERNMENTAL REVENUE				
52824 AB118 REALIGN-PUBLIC SAFETY	0	6,700	2,500	2,500
52825 AB109 LOCAL REVENUE FUND	0	14,568	10,275	10,275
52875 STATE OTHER	0	0	0	0
TOTAL INTERGOVERNMENTAL REVENUE	0	21,268	12,775	12,775
TOTAL LOCAL INNOVATION FUND	1,189	22,102	13,575	13,575

COUNTY OF GLENN  
**DETAIL OF ADDITIONAL FINANCING SOURCES BY FUND & ACCOUNT**  
 GOVERNMENTAL FUNDS  
 FISCAL YEAR 2022-23

Description 1	2020-21 Actual 2	2021-22 Actual 3	2022-23 Recommended Budget 4	2022-23 Adopted Budget 5
<b>SPECIAL REVENUE FUNDS – CONT.</b>				
<b>01064211 BEHAVIORAL HEALTH REALIGNMENT</b>				
INTERGOVERNMENTAL REVENUE				
52453 BEHAV HLTH RLGMENT 30027.5GC	1,675,959	2,338,681	2,164,687	2,164,687
TOTAL INTERGOVERNMENTAL REVENUE	1,675,959	2,338,681	2,164,687	2,164,687
TOTAL BEHAVIORAL HEALTH REALIGNMENT	1,675,959	2,338,681	2,164,687	2,164,687
<b>01065010 LOCAL REV FUND-HUMAN SVCS</b>				
INTERGOVERNMENTAL REVENUE				
52391 AB118 REALIGN-SOC SVCS	5,017,110	5,487,509	5,074,230	5,074,230
TOTAL INTERGOVERNMENTAL REVENUE	5,017,110	5,487,509	5,074,230	5,074,230
TOTAL LOCAL REV FUND-HUMAN SVCS	5,017,110	5,487,509	5,074,230	5,074,230
<b>01200000 ROAD FUND</b>				
LICENSES & PERMITS				
24130 TRANSPORTATION PERMIT	10,848	11,532	10,000	10,000
24131 ENCROACHMENT PERMIT	3,311	2,428	4,000	4,000
24150 FRANCHISE FEES	3,062	3,578	3,000	3,000
TOTAL LICENSES & PERMITS	17,221	17,538	17,000	17,000
USE OF MONEY & PROPERTY				
44300 INTEREST	3,237	2,614	1,500	1,500
44330 ROYALTIES	1,042	1,492	1,500	1,500
TOTAL USE OF MONEY & PROPERTY	4,279	4,106	3,000	3,000
INTERGOVERNMENTAL REVENUE				
52100 HIGHWAY USERS TAX	2,430,328	2,671,168	3,092,356	2,936,020
52560 STATE AID FOR DISASTER	220,875	4,059	0	0
52875 STATE OTHER	0	20,000	2,298,000	2,298,000
54460 FEDERAL FOREST RESERVE	93,113	122,526	105,000	105,000
54605 FEDERAL OES REVENUES	0	9,213	0	0
54606 FEDERAL COVID-19 REVENUE	744	0	0	0
54612 FEDERAL ROAD PROJECTS	450,981	380,375	10,498,108	4,991,230
TOTAL INTERGOVERNMENTAL REVENUE	3,196,041	3,207,341	15,993,464	10,330,250
CHARGES FOR CURRENT SERVICES				
62100 PLANNING & ENGINEERING	183,969	76,180	160,250	160,250
66550 OTHER CHARGES FOR SERVICES	268,094	392,865	200,000	200,000
TOTAL CHARGES FOR CURRENT SERVICES	452,063	469,045	360,250	360,250
MISCELLANEOUS REVENUES				
74118 REFUNDS & REBATES	4,458	28,363	2,000	2,000
74121 A-87 COST ALLOCATION REBATE	0	0	125,676	125,676
74123 OPT OUT TAX REIMB	2,336	1,387	2,000	2,000
74145 GSRMA LOSS PREV REIMB	14,474	0	0	0
TOTAL MISCELLANEOUS REVENUES	21,268	29,750	129,676	129,676



COUNTY OF GLENN  
**DETAIL OF ADDITIONAL FINANCING SOURCES BY FUND & ACCOUNT**  
 GOVERNMENTAL FUNDS  
 FISCAL YEAR 2022-23

Description 1	2020-21 Actual 2	2021-22 Actual 3	2022-23 Recommended Budget 4	2022-23 Adopted Budget 5
<b>SPECIAL REVENUE FUNDS – CONT.</b>				
<b>01200000 ROAD FUND</b>				
OTHER FINANCING SOURCES				
78100 SALE OF FIXED ASSETS	0	27,481	25,000	25,000
86025 OTI-#120 ROAD FUNDS	2,900,000	3,650,000	3,471,321	3,381,466
TOTAL OTHER FINANCING SOURCES	2,900,000	3,677,481	3,496,321	3,406,466
TOTAL ROAD FUND	6,590,872	7,405,261	19,999,711	14,246,642
<b>01203014 ROAD LOCAL TRANSPORTATION FUND</b>				
USE OF MONEY & PROPERTY				
44300 INTEREST	30,111	23,020	10,000	10,000
TOTAL USE OF MONEY & PROPERTY	30,111	23,020	10,000	10,000
INTERGOVERNMENTAL REVENUE				
52105 SB1 ROAD MAINT/REHAB PROGRAM	2,549,136	2,767,028	3,148,504	3,058,649
52940 RSTP EXCHANGE	312,817	0	312,817	312,817
TOTAL INTERGOVERNMENTAL REVENUE	2,861,953	2,767,028	3,461,321	3,371,466
TOTAL ROAD LOCAL TRANSPORTATION FUND	2,892,064	2,790,048	3,471,321	3,381,466
<b>01401140 ADVERTISING FUND</b>				
INTERGOVERNMENTAL REVENUE				
52932 STATE COVID-19 REVENUE	0	0	0	0
54476 FEDERAL USDA	19,652	7,500	0	0
54606 FEDERAL COVID-19 REVENUE	280,400	0	0	0
56200 OTHER GOVT AGENCIES	0	0	0	0
TOTAL INTERGOVERNMENTAL REVENUE	300,052	7,500	0	0
CHARGES FOR CURRENT SERVICES				
67004 INTER REV-#200 SOLID WASTE	20,000	20,000	20,000	20,000
67107 INTER REV-ORLAND AIRPORT	12,500	12,500	12,500	12,500
TOTAL CHARGES FOR CURRENT SERVICES	32,500	32,500	32,500	32,500
MISCELLANEOUS REVENUES				
74118 REFUNDS & REBATES	6,301	0	0	0
TOTAL MISCELLANEOUS REVENUES	6,301	0	0	0
OTHER FINANCING SOURCES				
86000 OTI-#101 GENERAL FUND	18,630	25,500	46,369	46,369
86001 OTI-#102 STATE GOVT FUND	0	0	0	0
TOTAL OTHER FINANCING SOURCES	18,630	25,500	46,369	46,369
TOTAL ADVERTISING FUND	357,483	65,500	78,869	78,869

COUNTY OF GLENN  
**DETAIL OF ADDITIONAL FINANCING SOURCES BY FUND & ACCOUNT**  
 GOVERNMENTAL FUNDS  
 FISCAL YEAR 2022-23

Description 1	2020-21 Actual 2	2021-22 Actual 3	2022-23 Recommended Budget 4	2022-23 Adopted Budget 5
<b>SPECIAL REVENUE FUNDS – CONT.</b>				
<b>01602270 FISH &amp; GAME FUND</b>				
FINES, FORFEITURES & PENALTIES				
35230 COURT FINES	888	179	0	0
36301 PENALTIES	547	111	0	0
TOTAL FINES, FORFEITURES & PENALTIES	1,435	290	0	0
INTERGOVERNMENTAL REVENUE				
54476 FEDERAL USDA	100	0	0	0
TOTAL INTERGOVERNMENTAL REVENUE	100	0	0	0
USE OF MONEY & PROPERTY				
44300 INTEREST	325	172	0	0
TOTAL USE OF MONEY & PROPERTY	325	172	0	0
TOTAL FISH & GAME FUND	1,860	462	0	0
<b>01906020 SUPERINTENDENT OF SCHOOLS</b>				
TAXES				
14010 CURRENT SECURED	228,396	239,319	228,000	228,000
14020 CURRENT UNSECURED	9,560	9,351	9,500	9,500
14030 PRIOR SECURED TAX	(3)	(310)	(100)	(100)
14040 PRIOR UNSECURED TAX	506	129	350	350
14046 SB813 CURRENT SECURED	2,702	4,609	2,500	2,500
14047 SB813 CURRENT UNSECURED	27	135	50	50
14048 SB813 PRIOR SECURED	1,312	1,453	1,000	1,000
14049 SB813 PRIOR UNSECURED	252	(7)	250	250
14075 TIMBER TAX	0	109	50	50
14081 BACKFILL TAXES	0	50	0	0
TOTAL TAXES	242,752	254,838	241,600	241,600
USE OF MONEY & PROPERTY				
44300 INTEREST	10,974	7,918	12,000	12,000
TOTAL USE OF MONEY & PROPERTY	10,974	7,918	12,000	12,000
INTERGOVERNMENTAL REVENUE				
52580 HOPTR	1,853	1,867	1,875	1,875
54470 FEDERAL IN-LIEU TAX	317	315	350	350
TOTAL INTERGOVERNMENTAL REVENUE	2,170	2,182	2,225	2,225
TOTAL SUPERINTENDENT OF SCHOOLS	255,896	264,938	255,825	255,825

COUNTY OF GLENN  
**DETAIL OF ADDITIONAL FINANCING SOURCES BY FUND & ACCOUNT**  
 GOVERNMENTAL FUNDS  
 FISCAL YEAR 2022-23

Description 1	2020-21 Actual 2	2021-22 Actual 3	2022-23 Recommended Budget 4	2022-23 Adopted Budget 5
<b>SPECIAL REVENUE FUNDS – CONT.</b>				
<b>02210000 UNDERGROUND STORAGE TANKS</b>				
LICENSES & PERMITS				
77100 OTHER PERMITS-UST	14,521	15,774	15,000	15,000
77101 OTHER PERMITS-CUPA	79,912	84,371	89,000	89,000
77102 OTHER PERMITS-AG CUPA	96,624	115,048	89,000	89,000
TOTAL LICENSES & PERMITS	191,057	215,193	193,000	193,000
FINES, FORFEITURES & PENALTIES				
77150 FORFEITURES AND PENALTIES	376	950	1,000	1,000
TOTAL FINES, FORFEITURES & PENALTIES	376	950	1,000	1,000
USE OF MONEY & PROPERTY				
44300 INTEREST	1,846	676	2,000	2,000
TOTAL USE OF MONEY & PROPERTY	1,846	676	2,000	2,000
INTERGOVERNMENTAL REVENUE				
56200 OTHER GOVT AGENCIES	60,000	60,000	66,000	66,000
TOTAL INTERGOVERNMENTAL REVENUE	60,000	60,000	66,000	66,000
MISCELLANEOUS REVENUES				
74112 MISCELLANEOUS REVENUE	1,365	7,430	1,500	1,500
74118 REFUNDS & REBATES	0	0	0	0
TOTAL MISCELLANEOUS REVENUES	1,365	7,430	1,500	1,500
TOTAL UNDERGROUND STORAGE TANKS	254,644	284,249	263,500	263,500
<b>02220000 VEGETATION &amp; ENVIRONMNTL MGMT</b>				
USE OF MONEY & PROPERTY				
44300 INTEREST	669	272	775	775
TOTAL USE OF MONEY & PROPERTY	669	272	775	775
CHARGES FOR CURRENT SERVICES				
62306 AG SRVS-OTHER	161	0	200	200
62307 AG SRVS-ROAD	29,257	96,984	136,833	136,833
TOTAL CHARGES FOR CURRENT SERVICES	29,418	96,984	137,033	137,033
TOTAL VEGETATION & ENVIRONMNTL MGMT	30,087	97,256	137,808	137,808
<b>02260000 PUBLIC WORKS ISF</b>				
USE OF MONEY & PROPERTY				
44300 INTEREST	422	401	200	200
TOTAL USE OF MONEY & PROPERTY	422	401	200	200
INTERGOVERNMENTAL REVENUE				
54606 FEDERAL COVID-19 REVENUE	1,973	0	0	0
TOTAL INTERGOVERNMENTAL REVENUE	1,973	0	0	0

COUNTY OF GLENN  
**DETAIL OF ADDITIONAL FINANCING SOURCES BY FUND & ACCOUNT**  
 GOVERNMENTAL FUNDS  
 FISCAL YEAR 2022-23

Description 1	2020-21 Actual 2	2021-22 Actual 3	2022-23 Recommended Budget 4	2022-23 Adopted Budget 5
<b>SPECIAL REVENUE FUNDS – CONT.</b>				
<b>02260000 PUBLIC WORKS ISF</b>				
CHARGES FOR CURRENT SERVICES				
66250 INTERNAL COST ALLOCATION	1,037,502	943,143	1,151,723	1,151,723
66550 OTHER CHARGES	225	3,413	4,000	4,000
74126 SALARY REIMB	0	0	0	0
TOTAL CHARGES FOR CURRENT SERVICES	1,037,727	946,556	1,155,723	1,155,723
MISCELLANEOUS REVENUES				
74112 MISCELLANEOUS REVENUE	3	0	0	0
74123 OPT OUT TAX REIMB	387	369	300	300
TOTAL MISCELLANEOUS REVENUES	390	369	300	300
TOTAL PUBLIC WORKS ISF	1,040,512	947,326	1,156,223	1,156,223
<b>02261000 PCDS PERMIT CENTER</b>				
LICENSES & PERMITS				
24120 CONSTRUCTION PERMITS	25,202	21,191	20,000	20,000
24130 TRANSPORTATION PERMIT	0	0	0	0
24131 ENCROACHMENT PERMIT	183	131	225	225
24160 OTHER LICENSES & PERMITS	4,410	2,964	4,500	4,500
TOTAL LICENSES & PERMITS	29,795	24,286	24,725	24,725
USE OF MONEY & PROPERTY				
44300 INTEREST	1,202	254	0	0
TOTAL USE OF MONEY & PROPERTY	1,202	254	0	0
CHARGES FOR CURRENT SERVICES				
62100 PLANNING & ENGINEERING	120,614	61,926	150,000	150,000
65102 ENVIRONMENTAL HLTH FEE	11,795	9,189	5,000	5,000
66550 OTHER CHARGES FOR SERVICES	383	1,083	0	0
74126 SALARY REIMBURSEMENT	0	207	0	0
TOTAL CHARGES FOR CURRENT SERVICES	132,792	72,405	155,000	155,000
OTHER FINANCING SOURCES				
86000 OTI-#101 GENERAL FUND	0	15,300	0	0
86032 OTI-#499 CAD STATE	0	0	35,000	35,000
TOTAL OTHER FINANCING SOURCES	0	15,300	35,000	35,000
TOTAL PCDS PERMIT CENTER	163,789	112,245	214,725	214,725
<b>02261121 ADA CAPITAL IMPROVEMENT</b>				
USE OF MONEY & PROPERTY				
44300 INTEREST	(1,883)	(35)	0	0
TOTAL USE OF MONEY & PROPERTY	(1,883)	(35)	0	0

COUNTY OF GLENN  
**DETAIL OF ADDITIONAL FINANCING SOURCES BY FUND & ACCOUNT**  
 GOVERNMENTAL FUNDS  
 FISCAL YEAR 2022-23

Description 1	2020-21 Actual 2	2021-22 Actual 3	2022-23 Recommended Budget 4	2022-23 Adopted Budget 5
<b>SPECIAL REVENUE FUNDS – CONT.</b>				
<b>02261121 ADA CAPITAL IMPROVEMENT</b>				
INTERGOVERNMENTAL REVENUE				
52879 STATE GRANT	618,797	45,516	0	0
TOTAL INTERGOVERNMENTAL REVENUE	618,797	45,516	0	0
CHARGES FOR CURRENT SERVICES				
66552 MISCELLANEOUS REVENUE	0	0	0	0
TOTAL CHARGES FOR CURRENT SERVICES	0	0	0	0
MISCELLANEOUS REVENUES				
74112 MISCELLANEOUS REVENUE	0	0	0	0
TOTAL MISCELLANEOUS REVENUES	0	0	0	0
TOTAL ADA CAPITAL IMPROVEMENT	616,914	45,481	0	0
<b>02390000 HOME GLENN</b>				
USE OF MONEY & PROPERTY				
44300 INTEREST	2,764	771	2,000	2,000
TOTAL USE OF MONEY & PROPERTY	2,764	771	2,000	2,000
TOTAL HOME GLENN	2,764	771	2,000	2,000
<b>02420000 CDBG GLENN 95STBG 896</b>				
USE OF MONEY & PROPERTY				
44300 INTEREST	12,928	10,177	15,000	15,000
TOTAL USE OF MONEY & PROPERTY	12,928	10,177	15,000	15,000
TOTAL CDBG GLENN 95STBG 896	12,928	10,177	15,000	15,000
<b>02430000 SECT8 FAMILY SELF SUFFICIENT</b>				
USE OF MONEY & PROPERTY				
44300 INTEREST	2	1	0	0
TOTAL USE OF MONEY & PROPERTY	2	1	0	0
TOTAL SECT8 FAMILY SELF SUFFICIENT	2	1	0	0
<b>02800000 BUSINESS ASSIT REVOLVING LOAN</b>				
USE OF MONEY & PROPERTY				
44300 INTEREST	349	218	0	0
TOTAL USE OF MONEY & PROPERTY	349	218	0	0
TOTAL BUSINESS ASSIT REVOLVING LOAN	349	218	0	0

COUNTY OF GLENN  
**DETAIL OF ADDITIONAL FINANCING SOURCES BY FUND & ACCOUNT**  
 GOVERNMENTAL FUNDS  
 FISCAL YEAR 2022-23

Description 1	2020-21 Actual 2	2021-22 Actual 3	2022-23 Recommended Budget 4	2022-23 Adopted Budget 5
<b>SPECIAL REVENUE FUNDS – CONT.</b>				
<b>03090000 DRUG PROGRAM FUND</b>				
USE OF MONEY & PROPERTY				
44300 INTEREST	0	0	0	0
TOTAL USE OF MONEY & PROPERTY	0	0	0	0
FINES, FORFEITURES & PENALTIES				
35230 COURT FINES	0	3,500	0	0
TOTAL FINES, FORFEITURES & PENALTIES	0	3,500	0	0
TOTAL DRUG PROGRAM FUND	0	3,500	0	0
<b>03320000 SEXUAL ABUSE INVESTIGATIVE TEAM</b>				
USE OF MONEY & PROPERTY				
44300 INTEREST	0	1	0	0
TOTAL USE OF MONEY & PROPERTY	0	1	0	0
TOTAL SEXUAL ABUSE INVESTIGATIVE TEAM	0	1	0	0
<b>03400000 REALIGNMENT-SOCIAL SERVICES</b>				
USE OF MONEY & PROPERTY				
44300 INTEREST	1,452	10,252	0	0
TOTAL USE OF MONEY & PROPERTY	1,452	10,252	0	0
INTERGOVERNMENTAL REVENUE				
52390 REALIGN-SOC SVCS PROGRAMS	3,312,327	3,460,139	3,430,945	3,430,945
TOTAL INTERGOVERNMENTAL REVENUE	3,312,327	3,460,139	3,430,945	3,430,945
TOTAL REALIGNMENT-SOCIAL SERVICES	3,313,779	3,470,391	3,430,945	3,430,945
<b>03415010 SSD FAMILY SUPPORT REALIGN</b>				
USE OF MONEY & PROPERTY				
44300 INTEREST	807	1,319	0	0
TOTAL USE OF MONEY & PROPERTY	807	1,319	0	0
INTERGOVERNMENTAL REVENUE				
52201 VLF REALIGNMENT	0	12,223	0	0
52390 REALIGN-SOC SVCS PROGRAMS	961,499	1,407,808	1,229,397	1,229,397
TOTAL INTERGOVERNMENTAL REVENUE	961,499	1,420,031	1,229,397	1,229,397
TOTAL SSD FAMILY SUPPORT REALIGN	962,306	1,421,350	1,229,397	1,229,397

COUNTY OF GLENN  
**DETAIL OF ADDITIONAL FINANCING SOURCES BY FUND & ACCOUNT**  
 GOVERNMENTAL FUNDS  
 FISCAL YEAR 2022-23

Description 1	2020-21 Actual 2	2021-22 Actual 3	2022-23 Recommended Budget 4	2022-23 Adopted Budget 5
<b>SPECIAL REVENUE FUNDS – CONT.</b>				
<b>03420000 HC/CDBG GRANT PROCEEDS</b>				
USE OF MONEY & PROPERTY				
44300 INTEREST	2,234	1,382	5,000	5,000
TOTAL USE OF MONEY & PROPERTY	2,234	1,382	5,000	5,000
TOTAL HC/CDBG GRANT PROCEEDS	2,234	1,382	5,000	5,000
<b>03450000 COUNTY CHILDREN'S TRUST</b>				
USE OF MONEY & PROPERTY				
44300 INTEREST	899	653	222	222
TOTAL USE OF MONEY & PROPERTY	899	653	222	222
INTERGOVERNMENTAL REVENUE				
52300 ST PUB ASST ADMIN	0	999	609	609
54100 FED PUB ASSIST ADMIN	30,355	30,804	31,722	31,722
TOTAL INTERGOVERNMENTAL REVENUE	30,355	31,803	32,331	32,331
<b>03450000 COUNTY CHILDREN'S TRUST</b>				
CHARGES FOR CURRENT SERVICES				
64321 BIRTH CERTIFICATE FEE	918	731	735	735
TOTAL CHARGES FOR CURRENT SERVICES	918	731	735	735
MISCELLANEOUS REVENUES				
74112 MISCELLANEOUS REVENUE	0	825	0	0
TOTAL MISCELLANEOUS REVENUES	0	825	0	0
TOTAL COUNTY CHILDREN'S TRUST	32,172	34,012	33,288	33,288
<b>03700000 REALIGNMENT-HEALTH TRUST</b>				
USE OF MONEY & PROPERTY				
44300 INTEREST	1,016	609	0	0
TOTAL USE OF MONEY & PROPERTY	1,016	609	0	0
INTERGOVERNMENTAL REVENUE				
52450 SALES TAX REALIGNMENT	39,154	152,838	0	0
TOTAL INTERGOVERNMENTAL REVENUE	39,154	152,838	0	0
TOTAL REALIGNMENT-HEALTH TRUST	40,170	153,447	0	0
<b>03714012 REALIGNMENT-MENTAL HEALTH</b>				
USE OF MONEY & PROPERTY				
44300 INTEREST	2,134	2,895	0	0
TOTAL USE OF MONEY & PROPERTY	2,134	2,895	0	0
INTERGOVERNMENTAL REVENUE				
52420 REALIGN-MENTAL HEALTH	1,001,184	1,136,307	1,111,196	1,111,196
TOTAL INTERGOVERNMENTAL REVENUE	1,001,184	1,136,307	1,111,196	1,111,196
TOTAL REALIGNMENT-MENTAL HEALTH	1,003,318	1,139,202	1,111,196	1,111,196

COUNTY OF GLENN  
**DETAIL OF ADDITIONAL FINANCING SOURCES BY FUND & ACCOUNT**  
 GOVERNMENTAL FUNDS  
 FISCAL YEAR 2022-23

Description 1	2020-21 Actual 2	2021-22 Actual 3	2022-23 Recommended Budget 4	2022-23 Adopted Budget 5
<b>SPECIAL REVENUE FUNDS – CONT.</b>				
<b>04990000 COMMUNITY SERVICES PROGRAM</b>				
USE OF MONEY & PROPERTY				
44300 INTEREST	14,821	7,369	3,000	3,000
68116 BUILDING RENTAL	4,500	15,000	0	0
TOTAL USE OF MONEY & PROPERTY	19,321	22,369	3,000	3,000
INTERGOVERNMENTAL REVENUE				
52879 STATE GRANT	515,545	0	320,876	320,876
54606 FEDERAL COVID-19 REVENUE	154,262	0	0	0
66553 FEDERAL GRANT REVENUE	1,661,604	2,237,854	3,834,375	3,698,137
75100 STATE-GRANT REVENUE	149,684	518,647	1,891,790	2,505,280
TOTAL INTERGOVERNMENTAL REVENUE	2,481,095	2,756,501	6,047,041	6,524,293
CHARGES FOR CURRENT SERVICES				
66550 OTHER CHARGES FOR SERVICES	0	0	0	0
66552 MISCELLANEOUS REVENUE	129,573	124,951	70,000	70,000
67054 INTER REVENUE	0	0	87,548	87,548
67071 INTER REV-#102 STATE GOV'T	0	0	0	0
67098 INTER REV-#105 SPEC REVENUE	0	0	0	0
74126 SALARY REIMB	35,709	0	0	0
TOTAL CHARGES FOR CURRENT SERVICES	165,282	124,951	157,548	157,548
MISCELLANEOUS REVENUES				
74112 MISCELLANEOUS REVENUE	22	0	0	0
74115 JURY FEE RETURNS	0	0	0	0
74119 PERS REBATE	0	0	0	0
74123 OPT OUT TAX REIMB	1,921	1,970	0	0
TOTAL MISCELLANEOUS REVENUES	1,943	1,970	0	0
OTHER FINANCING SOURCES				
85500 OPERATING REVENUE	0	0	18,000	18,000
86000 OTI-#101 GENERAL FUND	30,748	0	5	5
86001 OTI-#102 STATE GOVT FUND	1,103,119	982,381	896,077	1,226,055
86022 OTI-SPECIAL REVENUE FUND	0	0	44,250	44,250
86026 OTI-#106 LOCAL REVENUE FUND	0	0	0	0
91000 INTRAFUND TRANSFERS	2,617,186	2,907,970	3,747,155	4,022,912
TOTAL OTHER FINANCING SOURCES	3,751,053	3,890,351	4,705,487	5,311,222
TOTAL COMMUNITY SERVICES PROGRAM	6,418,694	6,796,142	10,913,076	11,996,063
TOTAL SPECIAL REVENUE FUNDS	44,231,619	46,271,077	70,524,808	67,791,117



COUNTY OF GLENN  
**DETAIL OF ADDITIONAL FINANCING SOURCES BY FUND & ACCOUNT**  
 GOVERNMENTAL FUNDS  
 FISCAL YEAR 2022-23

Description 1	2020-21 Actual 2	2021-22 Actual 3	2022-23 Recommended Budget 4	2022-23 Adopted Budget 5
<b>CAPITAL PROJECTS</b>				
<b>01301131 A.C.O.- ACQUISITION FUND</b>				
USE OF MONEY & PROPERTY				
44300 INTEREST	1,690	726	750	750
TOTAL USE OF MONEY & PROPERTY	1,690	726	750	750
TOTAL A.C.O.- ACQUISITION FUND	1,690	726	750	750
<b>01751150 DEPARTMENT RELOCATION</b>				
USE OF MONEY & PROPERTY				
44300 INTEREST	430	417	0	0
TOTAL USE OF MONEY & PROPERTY	430	417	0	0
CHARGES FOR CURRENT SERVICES				
66550 OTHER CHARGES FOR SERVICES	31,064	0	0	0
TOTAL CHARGES FOR CURRENT SERVICES	31,064	0	0	0
TOTAL DEPARTMENT RELOCATION	31,494	417	0	0
TOTAL CAPITAL PROJECTS	33,184	1,143	750	750
<b>DEBT SERVICE FUND</b>				
<b>01810000 DEBT SERVICE FUND</b>				
USE OF MONEY & PROPERTY				
44300 INTEREST	262	0	0	0
TOTAL USE OF MONEY & PROPERTY	262	0	0	0
CHARGES FOR CURRENT SERVICES				
67011 INTER REV-#231 UTILITIES ISF	222,478	228,935	235,585	235,585
TOTAL CHARGES FOR CURRENT SERVICES	222,478	228,935	235,585	235,585
MISCELLANEOUS REVENUES				
74112 MISCELLANEOUS REVENUE	0	0	0	0
TOTAL MISCELLANEOUS REVENUES	0	0	0	0
OTHER FINANCING SOURCES				
78203 LOAN PROCEEDS	8,470,500	0	0	0
86000 OTI-#101 GENERAL FUND	24,883	0	0	0
86001 OTI-#102 STATE GOVT FUND		0	0	0
86003 OTI-#104 PUBLIC SAFETY	9,381	0	0	0
86022 OTI-SPECIAL REVENUE FUND		0	0	0
86024 OTI-#190 SUPT OF SCHOOLS	140,956	138,894	141,729	141,729
86026 OTI-#106 LOCAL REVENUE FUND		0	0	0
86032 OTI-#499 CAD		0	0	0
TOTAL OTHER FINANCING SOURCES	8,645,720	138,894	141,729	141,729
TOTAL DEBT SERVICE FUND	8,868,460	367,829	377,314	377,314

COUNTY OF GLENN  
**DETAIL OF ADDITIONAL FINANCING SOURCES BY FUND & ACCOUNT**  
 GOVERNMENTAL FUNDS  
 FISCAL YEAR 2022-23

Description 1	2020-21 Actual 2	2021-22 Actual 3	2022-23 Recommended Budget 4	2022-23 Adopted Budget 5
<b>DEBT SERVICE FUND – CONT.</b>				
<b>01850000 REFUNDING FUND</b>				
USE OF MONEY & PROPERTY				
44300 INTEREST	0	2	0	0
TOTAL USE OF MONEY & PROPERTY	0	2	0	0
TOTAL REFUNDING FUND	0	2	0	0
<b>01851000 RESERVE FUND</b>				
OTHER FINANCING SOURCES				
86022 OTI-#190 SPECIAL REVENUE FUND	0	32,311	64,622	64,622
TOTAL OTHER FINANCING SOURCES	0	32,311	64,622	64,622
TOTAL RESERVE FUND	0	32,311	64,622	64,622
TOTAL DEBT SERVICE FUND	8,868,460	400,142	441,936	441,936
TOTAL ALL FUNDS	146,896,607	148,242,690	186,483,578	195,192,377

COUNTY OF GLENN  
**SUMMARY OF FINANCING USES BY FUNCTION & FUND**  
GOVERNMENTAL FUNDS  
FISCAL YEAR 2022-23

Description 1	2020-21 Actual 2	2021-22 Actual 3	2022-23 Recommended Budget 4	2022-23 Adopted Budget 5
<b>SUMMARIZATION BY FUNCTION</b>				
GENERAL GOVERNMENT	20,227,219	22,627,484	27,333,959	32,666,865
PUBLIC PROTECTION	31,341,344	33,744,438	39,446,097	43,609,511
PUBLIC WAYS & FACILITIES	9,992,236	11,676,556	25,683,300	20,144,160
HEALTH & SANITATION	27,035,474	31,340,898	42,606,302	43,857,997
PUBLIC ASSISTANCE	38,341,610	43,699,953	66,652,387	66,372,766
EDUCATION	586,966	696,278	951,838	961,430
DEBT SERVICE	825,938	690,994	700,694	700,694
<b>TOTAL FINANCING USES BY FUNCTION</b>	<b>128,350,787</b>	<b>144,476,601</b>	<b>203,374,577</b>	<b>208,313,423</b>
APPROPRIATIONS FOR CONTINGENCY				
CONTINGENCY	0	0	500,000	500,000
<b>TOTAL CONTINGENCY</b>	<b>0</b>	<b>0</b>	<b>500,000</b>	<b>500,000</b>
<b>SUBTOTAL FINANCING USES</b>	<b>128,350,787</b>	<b>144,476,601</b>	<b>203,874,577</b>	<b>208,813,423</b>
PROVISIONS FOR OBLIGATED FUND BALANCES				
GENERAL FUNDS	0	0	795,015	1,422,690
SPECIAL REVENUE FUNDS	0	0	5,825,719	3,439,777
CAPITAL PROJECTS FUNDS	0	0	0	66
DEBT SERVICE FUNDS	0	0	65,206	65,208
<b>TOTAL OBLIGATED FUND BALANCES</b>	<b>0</b>	<b>0</b>	<b>6,685,940</b>	<b>4,927,741</b>
<b>TOTAL FINANCING USES</b>	<b>128,350,787</b>	<b>144,476,601</b>	<b>210,560,517</b>	<b>213,741,164</b>

COUNTY OF GLENN  
**SUMMARY OF FINANCING USES BY FUNCTION & FUND**  
GOVERNMENTAL FUNDS  
FISCAL YEAR 2022-23

Description 1	2020-21 Actual 2	2021-22 Actual 3	2022-23 Recommended Budget 4	2022-23 Adopted Budget 5
<b>SUMMARIZATION BY FUND</b>				
<b>GENERAL FUND</b>				
01010000 GENERAL FUND	24,840,319	27,829,022	34,218,300	35,864,364
01020000 STATE GOVT FUND-HEALTH SVCS	20,479,829	23,850,238	32,781,921	33,850,957
01025000 STATE GOVT FUND-SOCIAL SVCS	22,814,213	24,276,099	28,802,714	29,535,938
01040000 PUBLIC SAFETY FUND	15,689,198	18,073,927	20,157,861	23,892,222
01051080 SAFETY PROJECTS	66,566	70,449	144,300	144,300
01052000 DEVELOPMENT IMPACT FEES	7,599	0	136,452	124,598
01052113 CENTRALIZED DISPATCH	0	0	1	1
01052125 JAIL SLESA	0	0	40,000	40,000
01052127 DEA H&S GRANT	14,037	8,831	24,000	24,000
01052134 LAW ENFORCEMENT DONATION	11,888	3,500	1,000	1,111
01052135 K-9 DONATION 2010-11	0	0	1	0
01052545 LAW ENFORCEMENT DISCRETION	450,000	500,000	501,055	500,949
01052550 COUNTY SLESA	120,075	105,670	144,436	186,897
01052552 D.A. SLESA	0	0	10,060	13,988
01052558 COMM CORR PERFORM INCENTIVE	327,186	221,997	400,904	403,824
01052570 DMV SURCHARGE	55,098	27,000	30,450	34,077
01052600 CO DNA ID PROP 69	0	0	5,668	8,429
01052601 ST DNA ID PROP 69	2,480	2,656	2,630	2,630
01052602 ST DNA ID 76104.7GC	39,231	41,315	40,075	40,075
01053440 PROPERTY CHARACTERISTICS	0	4,485	11,950	5,909
01054110 JUV FAC DONATION	0	0	4	4
01054380 RECORDERS MODERNIZATION	0	0	40,000	39,691
01054385 SOC SECURITY REDACTION TRUST	0	0	160	276
01054386 ELECTRONIC RECORDING AB 578	0	0	5,650	5,556
01054400 DRUG ENFORCEMENT	33,042	19,799	10,000	10,000
01054401 FEDERAL SEIZURE	0	0	165	175
01054402 MET & MAJOR CRIMES SEIZURE	0	0	20	21
01054404 DRUG ABUSE/GANG ACTIVITY	5,443	4,887	22,212	19,560
01054405 GLNTF OPERATIONAL	0	19,883	20,000	20,000
01054406 GLNTF FORFEITURE	26,379	0	10,000	10,000
01054410 INVESTIGATION VEHICLES	0	0	40	38
01054420 D.A. SEIZURE	0	0	12,693	14,566
01054425 ENV/CONSUMER PROTECTION	0	0	17,765	55,295
01054840 MEMORIAL HALL	110,598	212,662	142,340	143,972
01054890 MICROGRAPHICS CONVERSION	5,461	0	6,350	6,267
01055340 CHILD SUPPORT SERVICES	839,186	931,870	1,452,338	1,346,466
01057010 PER CAPITA PARK GRANT	0	33,692	0	322,000
02650000 UNCLAIMED FUNDS TRUST	0	(16)	0	16
03150000 MENTAL HEALTH ADVANCES	10,094	0	0	0

COUNTY OF GLENN  
**SUMMARY OF FINANCING USES BY FUNCTION & FUND**  
GOVERNMENTAL FUNDS  
FISCAL YEAR 2022-23

Description 1	2020-21 Actual 2	2021-22 Actual 3	2022-23 Recommended Budget 4	2022-23 Adopted Budget 5
<b>SUMMARIZATION BY FUND</b>				
<b>GENERAL FUND – CONT.</b>				
03320000 SEXUAL ABUSE INVEST	0	0	1	1
03380000 PUBLIC SAFETY AUGMENTATION	2,632,525	2,634,422	3,262,000	3,616,688
03442000 GLENN CO. INDIGENT INTERMENT FD	0	0	1,523	1,529
03480000 SOCIAL SERVICES ASSISTANCE PRGRM	0	0	31,095	0
03485000 CWS/CMS TRAINING PROJECT	212,890	54,221	417,685	435,795
03540000 ANIMAL ADOPTION FEE	120	385	15,000	15,000
04041000 CIVIL AUTOMATION TRUST	0	0	5	653
04041050 CIVIL VEHICLE TRUST	0	0	100	10,589
04100000 LAW LIBRARY	9,174	11,934	17,215	15,029
04290000 CHILD DEVELOPMENT	0	0	1	0
04350000 MENTAL HEALTH TRUST	0	0	160	152
04450000 TOBACCO CONTROL	142,495	198,238	363,594	150,000
04452000 TOBACCO PROP 56	153,128	64,791	142,244	150,520
04480000 ALCOHOL PROGRAM	0	0	1	0
04530000 CRIMINAL FAC CONSTRUCTION	65,450	40,724	86,399	56,427
04590000 EMERGENCY MEDICAL SERVICES FUND	0	13,832	46,800	150,658
04610000 INFANT CAR SEAT LOAN PROGRAM	0	0	3,000	4,304
04690000 DA INSURANCE FRAUD	0	0	5	5
04750000 ELECTIONS TRUST	0	0	1,000	62,799
04880000 AIDS EDUCATION	0	0	0	0
04900000 DOMESTIC VIOLENCE TRUST	619	1,021	24,272	26,358
04940000 STATHAM TRUST	6,072	0	6,522	6,545
04950000 ALCOHOL ABUSE	5,129	0	5,969	6,012
<b>TOTAL GENERAL FUND</b>	<b>89,175,524</b>	<b>99,257,534</b>	<b>123,618,106</b>	<b>131,377,236</b>
<b>SPECIAL REVENUE</b>				
01050200 SOLID WASTE FUND	528,966	554,009	820,624	737,100
01050300 INSTALLMENT PMT. FUND	0	323,165	324,725	325,398
01050347 CALWORKS INCENTIVE FUND	0	0	300	744
01050350 SOLID WASTE - PARCEL ASSMT. FUND	0	265,477	460,600	468,087
01051000 TITLE III FOREST RESERVES	105,219	68	15,825	100,000
01051020 BLDG STANDARDS	0	0	165	174
01051030 CASP CERTIF & TRAINING FUND	0	0	1,795	2,544
01051120 CENTRAL SVCS-FACILITIES	1,282,648	0	0	0
01051122 CENTRAL SVCS-FLEET	431,840	(23)	0	0
01051195 GENERAL SERVICES	217,318	2,258,942	2,470,547	2,667,280
01052181 CORNING SUBBASIN GSP GRANT	441,715	341,017	50,000	50,000
01052182 WATER RESOURCES GRANT	300,019	355,958	71,605	120,417
01052557 DJJ REALIGNMENT	188,811	130,823	314,458	306,695
01052559 SB823 JUVENILE JUSTICE REALIGNMENT	0	2,500	498,836	499,454

COUNTY OF GLENN  
**SUMMARY OF FINANCING USES BY FUNCTION & FUND**  
GOVERNMENTAL FUNDS  
FISCAL YEAR 2022-23

Description 1	2020-21 Actual 2	2021-22 Actual 3	2022-23 Recommended Budget 4	2022-23 Adopted Budget 5
<b>SUMMARIZATION BY FUND</b>				
<b>SPECIAL REVENUE – CONT.</b>				
01052560 YOUTH PROGRAMS AND FAC GRANT	0	0	167,529	167,529
01054010 CALIFORNIA WASTE MGMT GRANT	16,135	15,706	16,308	16,300
01054012 MNLT HLTH SVCS ACT FUND	2,864,106	3,039,777	5,724,878	5,081,182
01054021 SUPERIOR REG WORKFORCE ED	0	0	364,409	365,229
01054025 WIC	0	0	1	1
01054045 MOSQUITO ABATEMNT ASSMT AREA	251,070	149,392	350,451	358,895
01054620 CAL BOAT LAUNCHING	37,112	31,420	56,749	62,079
01054630 CLEAN CALIFORNIA GRANT - PARKS	0	0	0	3,819,358
01054680 VITAL & HEALTH STATISTICS	6,961	1,600	4,400	4,842
01055011 IHSS PUBLIC AUTHORITY FUND	369,583	425,864	574,680	579,634
01055012 SSD STUART	0	0	5	5
01055350 AMERICAN RESCUE PLAN ACT FUND	0	236,531	5,344,480	5,344,480
01055351 PROJECT HOME KEY	0	1,751,389	8,756,945	6,686,593
01055360 PUBLIC DEFENSE PILOT PROGRAM	0	3,241	0	33,807
01060000 COUNTY LOCAL REV FUND 2011	1,956,715	1,977,972	3,128,846	3,181,090
01062136 TRIAL COURT SECURITY	683,358	749,272	851,378	847,053
01063000 LOCAL INNOVATION	0	0	107,128	107,102
01064211 BEHAVIORAL HEALTH REALIGN	1,527,502	2,063,790	3,510,502	2,439,578
01065000 LOCAL REV FUND-HUMAN SVCS	4,440,975	4,918,292	7,394,767	6,921,009
01200000 ROAD FUND	6,053,741	7,077,099	21,055,756	15,612,385
01203014 ROAD LOCAL TRANSPORTATION	2,900,000	3,650,000	3,471,321	3,381,466
01400000 ADVERTISING FUND	323,559	19,995	80,607	124,374
01600000 FISH & GAME FUND	4,390	3,334	2,699	8,508
01900000 SUPERINTENDENT OF SCHOOLS	140,956	138,894	252,999	272,138
02210000 UNDERGROUND STORAGE TANKS	299,715	293,030	348,836	322,575
02220000 VEGETATION & ENVIRON MGMT	27,281	63,875	177,710	171,536
02260000 PUBLIC WORKS ISF	1,038,494	949,457	1,157,488	1,154,092
02261000 PCDS PERMIT CENTER	200,335	104,528	228,780	228,565
02261121 ADA CAPITAL IMPROVEMENT	334,898	33,217	9,098	0
02390000 HOME GLENN	0	0	72,808	72,548
02420000 CDBG GLENN 95STBG 896	25	0	18,473	25,177
02430000 SECT8 FAMILY SELF SUFFICIENT	0	0	1	1
02800000 BUSINESS ASST REVOLVING LOAN	0	0	90	218
03090000 DRUG PROGRAM FUND	0	0	1,725	14,266
03320000 SEXUAL ABUSE INVESTIGATIVE TEAM	0	0	1	1
03400000 REALIGNMENT-SOCIAL SERVICES	2,449,880	3,197,371	3,493,359	3,703,965
03415010 SSD FAMILY SUPPORT REALIGN	980,124	1,150,664	1,706,802	1,500,083
03420000 HC/CDBG GRANT PROCEEDS	0	2,673	10,000	10,000
03450000 COUNTY CHILDREN'S TRUST	11,337	20,245	51,602	47,055

COUNTY OF GLENN  
**SUMMARY OF FINANCING USES BY FUNCTION & FUND**  
 GOVERNMENTAL FUNDS  
 FISCAL YEAR 2022-23

Description 1	2020-21 Actual 2	2021-22 Actual 3	2022-23 Recommended Budget 4	2022-23 Adopted Budget 5
<b>SUMMARIZATION BY FUND</b>				
<b>SPECIAL REVENUE – CONT.</b>				
03700000 REALIGNMENT-HEALTH TRUST	106,308	93,340	197,440	341,874
03710000 REALIGNMENT-MENTAL HEALTH	917,752	1,001,184	1,476,386	1,249,393
04990000 COMMUNITY SERVICES PROGRAM	6,842,285	7,411,960	10,870,076	11,954,563
<b>TOTAL SPECIAL REVENUE FUNDS</b>	<b>38,281,133</b>	<b>44,807,048</b>	<b>86,066,993</b>	<b>81,488,442</b>
<b>CAPITAL PROJECT FUNDS</b>				
01301131 ACO ACQUISITION FUND	3,073	44,190	82,139	82,139
01751135 COURTHOUSE CONSOLIDATION	65,119	0	300,759	300,759
01751150 DEPARTMENT RELOCATION	0	0	50,000	50,066
<b>TOTAL CAPITAL PROJECT FUNDS</b>	<b>68,192</b>	<b>44,190</b>	<b>432,898</b>	<b>432,964</b>
<b>DEBT SERVICE FUNDS</b>				
01810000 DEBT SERVICE FUND	825,938	367,829	442,520	442,522
<b>TOTAL DEBT SERVICE FUND</b>	<b>825,938</b>	<b>367,829</b>	<b>442,520</b>	<b>442,522</b>
<b>TOTAL FINANCING USES</b>	<b>128,350,787</b>	<b>144,476,601</b>	<b>210,560,517</b>	<b>213,741,164</b>

COUNTY OF GLENN  
**DETAIL OF FINANCING USES BY FUNCTION, ACTIVITY & BUDGET UNIT**  
GOVERNMENTAL FUNDS  
FISCAL YEAR 2022-23

Function, Activity and Budget Unit 1	2020-21 Actual 2	2021-22 Actual 3	2022-23 Recommended Budget 4	2022-23 Adopted Budget 5
<b>GENERAL GOVERNMENT</b>				
<b>LEGISLATIVE &amp; ADMINISTRATIVE</b>				
01011010 BOARD OF SUPERVISORS	685,370	674,491	699,375	719,082
01011013 COUNTY ADMINISTRATIVE OFFICER	377,560	596,960	839,292	948,373
01011020 CLERK OF THE BOARD	301,318	302,852	479,080	470,042
01011051 ANNUAL AUDIT	76,054	84,131	83,320	83,320
<b>TOTAL LEGISLATIVE &amp; ADMINISTRATIVE</b>	<b>1,440,302</b>	<b>1,658,434</b>	<b>2,101,067</b>	<b>2,220,817</b>
<b>FINANCE</b>				
01011040 DEPARTMENT OF FINANCE	1,209,052	1,355,890	1,692,556	1,697,624
01011070 ASSESSOR	1,105,635	1,243,182	1,326,984	1,331,075
01053440 PROPERTY CHARACTERISTICS	0	4,485	11,950	5,909
<b>TOTAL FINANCE</b>	<b>2,314,687</b>	<b>2,603,557</b>	<b>3,031,490</b>	<b>3,034,608</b>
<b>COUNSEL</b>				
01011080 COUNTY COUNSEL	673,550	760,712	877,649	883,728
04100000 LAW LIBRARY	9,174	11,934	17,215	15,029
<b>TOTAL COUNSEL</b>	<b>682,724</b>	<b>772,646</b>	<b>894,864</b>	<b>898,757</b>
<b>PERSONNEL</b>				
01011090 PERSONNEL DEPARTMENT	525,795	642,855	776,959	792,361
<b>TOTAL PERSONNEL</b>	<b>525,795</b>	<b>642,855</b>	<b>776,959</b>	<b>792,361</b>
<b>ELECTIONS</b>				
01011100 GENERAL & SPECIAL ELECTIONS	422,039	433,552	405,979	408,005
04750000 ELECTIONS TRUST	0	0	1,000	62,799
<b>TOTAL ELECTIONS</b>	<b>422,039</b>	<b>433,552</b>	<b>406,979</b>	<b>470,804</b>
<b>PROPERTY</b>				
01011121 IN-HOUSE PROJECTS	155,270	41,668	671,095	869,409
01011124 COURT FACILITIES	64,403	64,403	64,403	64,403
01051120 CENTRAL SVCS-FACILITIES	1,282,648	0	0	0
01051122 CENTRAL SVCS-FLEET	431,840	(23)	0	0
01054620 CAL BOAT LAUNCHING	37,112	31,420	56,749	62,079
01054630 CLEAN CALIFORNIA	0	0	0	3,819,358
01054840 MEMORIAL HALL	110,598	212,662	142,340	143,972
01057010 PER CAPITA PARK	0	33,692	0	322,000
02261121 ADA CAPITAL IMPROVEMENT GRANT	334,897	33,217	9,098	0
<b>TOTAL PROPERTY</b>	<b>2,416,768</b>	<b>417,039</b>	<b>943,685</b>	<b>5,281,221</b>



COUNTY OF GLENN  
**DETAIL OF FINANCING USES BY FUNCTION, ACTIVITY & BUDGET UNIT**  
 GOVERNMENTAL FUNDS  
 FISCAL YEAR 2022-23

Function, Activity and Budget Unit 1	2020-21 Actual 2	2021-22 Actual 3	2022-23 Recommended Budget 4	2022-23 Adopted Budget 5
<b>GENERAL GOVERNMENT – CONT.</b>				
<b>PLANT ACQUISITION</b>				
01052000 DEVELOPMENT IMPACT FEES	7,599	0	134,452	122,598
01052091 DEV IMPACT FEE-LAW ENFORCEMENT	0	0	500	500
01052092 DEV IMPACT FEE-CORR FACILITIES	0	0	500	500
01052093 DEV IMPACT FEE-DISTRICT ATTORNEY	0	0	500	500
01052094 DEV IMPACT FEE-PROBATION	0	0	500	500
01301131 ACO ACQUISITION FUND	3,073	44,190	82,139	82,139
01751135 COURT CONSOLIDATION	65,120	0	300,759	300,759
01751150 DEPARTMENT RELOCATION	0	0	50,000	50,066
<b>TOTAL PLANT ACQUISITION</b>	<b>75,792</b>	<b>44,190</b>	<b>569,350</b>	<b>557,562</b>
<b>PROMOTION</b>				
01401140 ADVERTISING COUNTY RESOURCES	323,559	19,995	80,607	124,374
<b>TOTAL PROMOTION</b>	<b>323,559</b>	<b>19,995</b>	<b>80,607</b>	<b>124,374</b>
<b>OTHER GENERAL</b>				
01010000 GENERAL FUND RESERVES	0	0	0	509,998
01011005 BOARD RESOURCES/TRANSFERS	9,927,709	11,829,866	13,877,178	14,259,507
01011150 GENERAL INSURANCE/SURETY BONDS	1,316,245	1,458,647	1,686,807	1,841,096
01011170 EMPLOYEE BENEFITS	34,330	45,478	53,544	53,544
01011180 SURVEYOR AND ENGINEER	43,275	38,414	39,852	39,852
01011200 DP-PROPERTY TAX SYSTEM	144,719	117,359	135,250	135,250
01011201 DP-FINANCE NETWORK	170,171	216,009	311,911	324,376
01051000 TITLE III FOREST RESERVES	105,219	68	15,825	100,000
01051080 SAFETY PROJECTS	66,566	70,449	144,300	144,300
01051195 GENERAL SERVICES	217,319	2,258,942	2,470,547	2,667,280
02650000 UNCLAIMED FUNDS TRUST	0	(16)	0	16
03442000 GLENN CO. INDIGENT INTERMENT FD	0	0	1,523	1,529
<b>TOTAL OTHER GENERAL</b>	<b>12,025,553</b>	<b>16,035,216</b>	<b>18,736,737</b>	<b>20,076,748</b>
<b>TOTAL GENERAL GOVERNMENT</b>	<b>20,227,219</b>	<b>22,627,484</b>	<b>27,541,738</b>	<b>33,457,252</b>
<b>PUBLIC PROTECTION</b>				
<b>JUDICIAL</b>				
01012040 COURT REVENUES	684,034	742,848	745,168	748,782
01012060 GRAND JURY	25,656	30,333	48,240	49,664
01012100 INDIGENT DEFENSE	651,275	661,804	740,886	740,886

COUNTY OF GLENN  
**DETAIL OF FINANCING USES BY FUNCTION, ACTIVITY & BUDGET UNIT**  
 GOVERNMENTAL FUNDS  
 FISCAL YEAR 2022-23

Function, Activity and Budget Unit 1	2020-21 Actual 2	2021-22 Actual 3	2022-23 Recommended Budget 4	2022-23 Adopted Budget 5
<b>PUBLIC PROTECTION – CONT.</b>				
<b>JUDICIAL</b>				
01042090 DISTRICT ATTORNEY/PROSECUTION	1,122,653	1,368,860	1,376,891	1,631,066
01052552 D.A. SLESA	0	0	10,060	13,988
01054420 D.A. SEIZURE	0	0	12,693	14,566
01054425 ENVIRON/CONSUMER PROTECTION	0	0	17,765	55,295
01055360 PUBLIC DEFENSE	0	3,241	0	33,807
01062090 DA REVOCATIONS	0	0	25,000	25,000
01062100 PUB DEF REVOCATION HEARINGS	0	0	50,000	50,000
04690000 DA INSURANCE FRAUD	0	0	5	5
<b>TOTAL JUDICIAL</b>	<b>2,483,618</b>	<b>2,807,086</b>	<b>3,026,708</b>	<b>3,363,059</b>
<b>POLICE PROTECTION</b>				
01041201 SHERIFF COMPUTER	103,651	108,414	115,000	115,000
01042105 OFFICE OF EMERGENCY SERVICES	0	0	149,041	159,983
01042110 SHERIFF	6,363,898	7,122,029	7,717,225	7,927,024
01042111 SHERIFF AB109 LOCAL REVENUE	286,438	281,207	309,086	308,411
01042113 SHERIFF'S DISPATCH	770,002	921,034	1,439,086	1,614,660
01042120 SHERIFF CAL-MMET	36,563	30,000	30,000	30,000
01042121 SHERIFF SAFE GRANT	12,798	17,792	20,000	20,000
01042122 OES EMPG GRANT	7,286	96	0	0
01042132 HOMELAND SECURITY GRANT 2018	61,981	34	0	0
01042133 HOMELAND SECURITY GRANT 2015	12,945	90,329	0	0
01042134 OES PSPS RESILIENCY AWARD	25,940	213,948	207,507	207,507
01042135 SHERIFF-CIVIL DIVISION	133,328	134,483	145,466	147,044
01042136 HOMELAND SECURITY GRANT 2020	0	1,479	104,885	104,885
01042143 OES EMPG GRANT 2020	132,285	65,839	0	0
01042144 HOMELAND SECURITY GRANT 2021	0	0	240,480	240,480
01042145 OES EMPG GRANT 2021	0	132,416	218,871	218,871
01042146 OES HF GRANT	0	0	0	0
01042350 DOJ TOBACCO GRANT PROGRAM	162,928	0	0	0
01042360 BOAT PATROL	113,745	40,503	111,775	111,775
01052113 CENTRALIZED DISPATCH	0	0	1	1
01052127 DEA H&S GRANT	14,037	8,831	24,000	24,000
01052134 LAW ENFORCEMENT DONATION	11,888	3,500	1,000	1,111
01052135 K-9 DONATION 2010-11	0	0	1	0
01052545 LAW ENFORCEMENT DISCRETIONARY	450,000	500,000	501,055	500,949
01052550 COUNTY SLESF	120,075	105,670	144,436	186,897
01052570 DMV SURCHARGE	55,098	27,000	30,450	34,077
01054400 DRUG ENFORCEMENT	33,042	19,799	10,000	10,000
01054401 FEDERAL SEIZURE	0	0	165	175

COUNTY OF GLENN  
**DETAIL OF FINANCING USES BY FUNCTION, ACTIVITY & BUDGET UNIT**  
GOVERNMENTAL FUNDS  
FISCAL YEAR 2022-23

Function, Activity and Budget Unit 1	2020-21 Actual 2	2021-22 Actual 3	2022-23 Recommended Budget 4	2022-23 Adopted Budget 5
<b>PUBLIC PROTECTION – CONT.</b>				
<b>POLICE PROTECTION</b>				
01054402 MET & MAJOR CRIMES SEIZURE	0	0	20	21
01054404 DRUG ABUSE/GANG ACTIVITY	5,443	4,887	22,212	19,560
01054405 GLNTF OPERATIONAL	0	19,883	20,000	20,000
01054406 GLINTF STATE FORFEITURE	26,379	0	10,000	10,000
01054410 INVESTIGATIVE VEHICLES	0	0	40	38
01062136 TRIAL COURT SECURITY	683,358	749,272	851,378	847,053
01063000 LOCAL INNOVATION TRUST	0	0	107,128	107,102
03380000 PUBLIC SAFETY AUGMENTATION	2,632,526	2,634,422	3,262,000	3,616,688
<b>TOTAL POLICE PROTECTION</b>	<b>12,255,634</b>	<b>13,232,867</b>	<b>15,792,308</b>	<b>16,583,312</b>
<b>DETENTION &amp; CORRECTION</b>				
01042140 JAIL	4,761,472	5,391,171	5,495,708	5,608,109
01042142 JAIL-STANDARDS & TRAINING	8,991	8,788	6,600	6,600
01042150 PROBATION DEPARTMENT	757,574	1,083,524	1,215,500	4,255,562
01042155 JUVENILE HALL	362,102	629,738	776,310	706,815
01042156 PROBATION STC	5,785	1,958	9,984	9,984
01042158 DELINQUENCY PREVENTION	122,805	121,180	127,541	127,541
01042164 PARTNERSHIP GRANT	69,796	58,228	69,243	69,243
01042168 JUVENILE PROBATION & CAMP FUND	131,530	125,101	136,547	136,547
01042170 JJCPA GRANT	122,702	125,776	135,115	135,115
01052125 JAIL SLESF	0	0	40,000	40,000
01052557 YOUTH OFFNDR INTNSV SUPERVIS	188,811	130,823	314,458	306,695
01052558 SB678 COMM PERFORM INCENTIVE	327,186	221,997	400,904	403,824
01052559 SB823 JUV. JUSTICE REALINGMENT	0	2,500	498,836	499,454
01052560 YOUTH PROGRAM	0	0	167,529	167,529
01054110 JUVENILE FACILITY DONATION	0	0	4	4
01060000 LOCAL REVENUE FUND 2011	0	0	585,430	633,080
01061000 COMM CORR PARTNERSHIP PLANNING	0	0	100,000	100,000
01062150 LOCAL COMMUNITY CORRECTIONS	1,956,715	1,977,972	2,368,416	2,373,010
04530000 CRIMINAL FAC CONSTRUCTION	65,451	40,724	86,399	56,427
<b>TOTAL DETENTION &amp; CORRECTION</b>	<b>8,880,920</b>	<b>9,919,480</b>	<b>12,534,524</b>	<b>15,635,539</b>
<b>FLOOD CONTROL, SOIL &amp; WATER</b>				
01012170 FLOOD CONTROL	0	0	114	114
01012171 FLOOD CONTROL MAINTENANCE	97	64	18,800	18,800
01012281 FLOOD RISK REDUCTION GRANT	226,153	223,972	534,877	538,226
<b>TOTAL FLOOD CONTROL, SOIL &amp; WATER</b>	<b>226,250</b>	<b>224,036</b>	<b>553,791</b>	<b>557,140</b>

COUNTY OF GLENN  
**DETAIL OF FINANCING USES BY FUNCTION, ACTIVITY & BUDGET UNIT**  
 GOVERNMENTAL FUNDS  
 FISCAL YEAR 2022-23

Function, Activity and Budget Unit 1	2020-21 Actual 2	2021-22 Actual 3	2022-23 Recommended Budget 4	2022-23 Adopted Budget 5
<b>PUBLIC PROTECTION – CONT.</b>				
<b>PROTECTION INSPECTION</b>				
01012180 AGRICULTURAL COMMISSIONER	1,672,847	1,626,952	1,762,273	1,786,927
01012181 WATER RESOURCES	195,516	0	0	0
01051030 CASP CERTIF. & TRAINING FUND	0	0	1,795	2,544
01052181 CORNING SUBBASIN GSP GRANT	441,715	341,017	50,000	50,000
01052182 WATER RESOURCES	300,019	355,958	71,605	120,417
02210000 CUPA/UNDERGROUND STORAGE TANKS	299,715	293,030	348,836	322,575
02261000 PPWA PERMIT CENTER	200,335	104,528	228,780	228,565
<b>TOTAL PROTECTION INSPECTION</b>	<b>3,110,147</b>	<b>2,721,485</b>	<b>2,463,289</b>	<b>2,511,028</b>
<b>OTHER PROTECTION</b>				
01051020 BUILDING STANDARDS ADMIN FEE	0	0	165	174
01012220 RECORDER	457,706	448,818	555,829	558,201
01012230 CORONER	142,928	105,594	120,884	120,884
01012240 PUBLIC ADMINISTRATOR/GUARDIAN	479,220	409,635	350,226	350,226
01012270 GENERAL PLAN IMPLEMENTATION	186,270	157,475	396,000	396,000
01012285 COMMUNITY DEVELOPMENT SERVICES	1,867,537	2,316,155	2,877,937	3,067,983
01012290 ANIMAL CONTROL	326,006	356,772	408,256	409,260
01052600 ST-DNA IDENTIFICATION COUNTY	0	0	5,668	8,429
01052601 ST-DNA IDENTIFICATION PROP 69	2,480	2,656	2,630	2,630
01052602 ST DNA ID 76104.7GC	39,231	41,315	40,075	40,075
01054380 RECORDER'S MODERNIZATION	0	0	40,000	39,691
01054385 SOCIAL SECURITY REDACTION	0	0	160	276
01054386 ELECTRONIC RECORDING AB 578	0	0	5,650	5,556
01054680 VITAL & HEALTH STATISTICS	6,961	1,600	4,400	4,842
01054890 MICROGRAPHICS CONVERSION	5,461	0	6,350	6,267
01055340 CHILD SUPPORT SERVICES	839,186	931,870	1,452,338	1,346,466
01602270 FISH AND GAME PROPAGATION	4,390	3,334	2,699	8,508
02220000 VEGETATION & ENVIRONMNTL MGMT	27,279	63,875	177,710	171,536
03090000 DRUG PROGRAM FUND	0	0	1,725	14,266
03540000 ANIMAL ADOPTION FEE	120	385	15,000	15,000
04041000 CIVIL AUTOMATION TRUST	0	0	5	653
04041050 CIVIL VEHICLE TRUST	0	0	100	10,589
<b>TOTAL OTHER PROTECTION</b>	<b>4,384,775</b>	<b>4,839,484</b>	<b>6,463,807</b>	<b>6,577,512</b>
<b>TOTAL PUBLIC PROTECTION</b>	<b>31,341,344</b>	<b>33,744,438</b>	<b>40,834,427</b>	<b>45,227,590</b>
<b>PUBLIC WAYS &amp; FACILITIES</b>				
01200000 ROAD FUND	6,053,742	7,077,099	21,055,756	15,612,385
01203014 ROAD LOCAL TRANSPORTATION FUND	2,900,000	3,650,000	3,471,321	3,381,466
02260000 PLANNING & PUBLIC WORKS	1,038,494	949,457	1,157,488	1,154,092
<b>TOTAL PUBLIC WAYS &amp; FACILITIES</b>	<b>9,992,236</b>	<b>11,676,556</b>	<b>25,684,565</b>	<b>20,147,943</b>

COUNTY OF GLENN  
**DETAIL OF FINANCING USES BY FUNCTION, ACTIVITY & BUDGET UNIT**  
 GOVERNMENTAL FUNDS  
 FISCAL YEAR 2022-23

Function, Activity and Budget Unit 1	2020-21 Actual 2	2021-22 Actual 3	2022-23 Recommended Budget 4	2022-23 Adopted Budget 5
HEALTH & SANITATION				
HEALTH				
01020000 HEATH SERVICES RESERVES	0	0	0	0
01024010 PUBLIC HEALTH	3,032,755	2,789,555	4,548,839	5,148,119
01024011 EMERGENCY PREPAREDNESS	308,415	320,333	360,656	363,493
01024012 COMMUNITY MENTAL HEALTH	10,492,790	11,661,899	16,235,102	16,723,718
01024013 COVID-19 GRANTS	0	2,211,810	2,318,601	2,169,343
01024014 ALCOHOL & DRUG ABUSE SVCS	1,467,610	1,651,450	2,321,218	2,351,189
01024018 VICTIM WITNESS	112,541	0	0	0
01024020 MATERNAL CHILD HEALTH	40,629	46,949	80,023	80,023
01024025 WOMEN, INFANTS & CHILDREN	651,468	701,323	928,593	837,177
01024030 CDBG-CV2 AND CV3	0	2,539	190,623	243,085
01024300 HEALTH & HUMAN SERVICES ADMIN	4,093,035	4,194,880	5,505,580	5,641,004
01050200 SOLID WASTE	528,966	554,009	820,624	737,100
01050350 SOLID WASTE - PARCEL ASSMT. FUND	0	265,477	460,600	468,087
01054010 CALIFORNIA WASTE MGMT GRANT	16,135	15,706	16,308	16,300
01054012 MNLT HLTH SERVICES ACT	2,864,106	3,039,777	5,724,878	5,081,182
01054021 SUPERIOR REG WORKFORCE ED	0	0	364,409	365,229
01054025 WOMEN, INFANTS & CHILDREN	0	0	1	1
01054045 MOSQUITO ABATEMENT ASSMT AREA	251,070	149,392	350,451	358,895
01064211 BEHAVIORAL HEALTH REALIGNMENT	1,527,502	2,063,790	3,510,502	2,439,578
03150000 MENTAL HEALTH ADVANCES	10,094	0	0	0
03700000 REALIGNMENT-HEALTH TRUST	106,308	93,340	197,440	341,874
03710000 REALIGNMENT-MENTAL HEALTH TRUST	0	0	365,190	138,197
03714012 REALIGN-MENTAL HEALTH	917,752	1,001,184	1,111,196	1,111,196
04350000 MENTAL HEALTH TRUST	0	0	160	152
04450000 TOBACCO CONTROL	142,495	198,238	363,594	150,000
04452000 TOBACCO PROP 56	153,128	64,791	142,244	150,520
04480000 ALCOHOL PROGRAM	0	0	1	0
04610000 INFANT CAR SEAT LOAN PROGRAM	0	0	3,000	4,304
04940000 AB2086 STATHAM BILL	6,072	0	6,522	6,545
04950000 ALCOHOL ABUSE EDUCATION	5,129	0	5,969	6,012
TOTAL HEALTH	26,728,000	31,026,442	45,932,324	44,932,323
HOSPITAL CARE				
01014022 COUNTY HOSPITAL	26,889	31,124	29,211	29,211
04590000 EMERGENCY MEDICAL SERVICES FD	0	13,832	46,800	150,658
TOTAL HOSPITAL CARE	26,889	44,956	76,011	179,869
CALIFORNIA CHILDREN'S SERVICES				
01024170 CALIF CHILDREN'S SERVICES	280,585	269,500	292,686	293,806
TOTAL CALIFORNIA CHILDREN'S SERVICES	280,585	269,500	292,686	293,806
TOTAL HEALTH & SANITATION	27,035,474	31,340,898	46,301,021	45,405,998

COUNTY OF GLENN  
**DETAIL OF FINANCING USES BY FUNCTION, ACTIVITY & BUDGET UNIT**  
 GOVERNMENTAL FUNDS  
 FISCAL YEAR 2022-23

Function, Activity and Budget Unit 1	2020-21 Actual 2	2021-22 Actual 3	2022-23 Recommended Budget 4	2022-23 Adopted Budget 5
<b>PUBLIC ASSISTANCE</b>				
<b>ADMINISTRATION</b>				
01025000 STATE GOVT FUND - SOCIAL SERVICES	0	0	0	0
01025010 SOCIAL SERVICE ADMINISTRATION	14,456,493	14,844,879	19,560,101	20,293,325
01050347 CALWORKS INCENTIVE	0	0	300	744
01055011 IHSS PUBLIC AUTHORITY	369,583	425,864	574,680	579,634
01055012 SSD STUART FOUNDATION	0	0	5	5
01055351 PROJECT HOME KEY	0	1,751,389	8,756,945	6,686,593
03405010 REALIGN-WELFARE ADMIN	0	3,082,322	3,310,519	3,310,519
03485000 CWS/CMS TRAINING PROJECT	212,890	54,221	417,685	435,795
04999100 CAD-ALLOCATION ADMIN	2,706,457	2,918,002	3,747,155	4,022,911
<b>TOTAL ADMINISTRATION</b>	<b>17,745,423</b>	<b>23,076,677</b>	<b>36,367,390</b>	<b>35,329,526</b>
<b>AID PROGRAMS</b>				
01025011 IHSS PROVIDERS	1,323,564	1,376,507	1,431,568	1,431,568
01025020 CALWORKS ASSISTANCE	2,594,135	2,820,602	2,829,709	2,829,709
01025030 FOSTER CARE ASSISTANCE	1,809,425	2,034,707	2,009,616	2,009,616
01025280 ADOPTIONS ASSISTANCE	2,630,596	3,199,404	2,971,720	2,971,720
01055350 AMERICAN RESCUE PLAN ACT FUND	0	236,531	5,344,480	5,344,480
01065000 LOCAL REV FUND-HUMAN SERVICES	0	0	2,320,537	1,846,779
01065010 AB118 REALIGN-SOC SVCS	3,218,207	3,769,543	3,935,955	3,935,955
01065220 CALWORKS MOE	1,222,768	1,148,749	1,138,275	1,138,275
02390000 HOME GLENN	0	0	72,808	72,548
02420000 CDBG GLENN	25	0	18,473	25,177
02430000 SECT8 FAMILY SELF SUFFICIENT	0	0	1	1
02800000 BUSINESS LOAN PROGRAM	0	0	90	218
03320000 SEXUAL ABUSE INVESTIGATION	0	0	1	1
03400000 REALIGNMENT SOCIAL SERVICES	2,333,617	0	62,414	273,020
03402151 REALIGN-DELINQ PREVENTION	116,263	115,049	120,426	120,426
03415010 SSD FAMILY SUPPORT REALIGNMENT	980,124	1,150,664	1,706,802	1,500,083
03420000 HC/CDBG GRANT PROCEEDS	0	2,673	10,000	10,000
03450000 COUNTY CHILDREN'S TRUST	11,337	20,245	51,602	47,055
03480000 SOCIAL SERVICES ASSt. PRGRM	0	0	31,095	0
04290000 CHILD DEVELOPMENT	0	0	1	0
04900000 DOMESTIC VIOLENCE TRUST	619	1,021	24,272	26,358
04999200 WIA PROGRAMS	677,678	578,557	876,333	876,333
04999350 SSD MOU & WX SERVICES	1,132,113	986,856	885,746	1,215,724
04999400 EHAP GLENN	8,055	30,591	353,879	353,880
04999430 HMIOT	7,325	0	0	0
04999431 CESH	250,219	99,873	105,000	105,000
04999432 CESH 2	12,664	212,720	202,100	202,100

COUNTY OF GLENN  
**DETAIL OF FINANCING USES BY FUNCTION, ACTIVITY & BUDGET UNIT**  
 GOVERNMENTAL FUNDS  
 FISCAL YEAR 2022-23

Function, Activity and Budget Unit 1	2020-21 Actual 2	2021-22 Actual 3	2022-23 Recommended Budget 4	2022-23 Adopted Budget 5
PUBLIC ASSISTANCE – CONT.				
AID PROGRAMS				
04999433 HEAP	199,869	(9,907)	0	0
04999460 ACE AWARE INITIATIVE	196,552	103,449	0	0
04999471 SIERRA HEALTH FOUNDATION	71,794	0	0	0
04999486 PLHA	0	150,000	439,093	439,093
04999514 COUNTY WELLNESS & PREVENTION 2	119,718	249,099	236,362	236,362
04999515 RHA LIFELINE OUTREACH	74,479	0	0	0
04999516 RHA LIFELINE OUTREACH	54,647	0	335,430	1,000,000
04999521 HABC SECTION 8	2,721	23,225	65,000	65,000
04999522 HABC SECTION 8	12,351	43,808	100,000	100,000
04999529 VICTIM WITNESS	358,553	409,850	411,657	146,311
04999533 CAPIT CBFRS	43,774	13,680	394,342	394,342
04999551 EMERGENCY SOLUTIONS GRANT	0	344,877	320,500	320,500
04999560 ESG CGT HOMELESS PREVENTION	51,491	57,773	209,500	209,500
04999561 ESG CT TRANSITIONAL HOUSING		124,714	15,000	15,000
04999565 EMERGENCY SOLUTIONS GRANT	74,343	0	0	0
04999605 LIHEAP-WEATHERIZATION	0	1,165	134,305	134,305
04999608 LIHEAP-WEATHERIZATION	0	0	84,625	84,625
04999610 DOE	0	46,758	85,000	85,000
04999615 CAD DOE 2017	956	0	0	0
04999621 LIHEAP HEAP OUTREACH WPO	0	9,200	277,217	277,217
04999622 LIHEAP ECIP ADM/WPO	0	0	206,632	206,632
04999638 LIHEAP OUTREACH	0	0	0	79,528
04999641 LIHEAP EHA 15	(2,136)	116,304	199,000	199,000
04999642 LIHEAP EHA 16	50,464	263,839	141,305	141,305
04999646 LIHEAP WX 20	121,140	13,394	10,000	10,000
04999647 LIHEAP EHA 20	152,652	20	0	0
04999656 LIHEAP ARPA	0	83,982	153,000	153,000
04999661 HOME	0	0	271,600	271,600
04999667 LIHEAP CARES ACT 20-21	85,335	19,794	0	0
04999710 CAD-CDBG REUSE	0	0	87,548	87,548
04999820 CSBG	0	78,676	199,187	199,187
04999821 CSBG	0	0	168,560	168,560
04999827 CSBG	113,409	230,384	125,000	125,000
04999828 CSBG	89,469	210,783	0	0
04999836 CSBG 2020	176,192	0	0	0
04999837 CSBG DISCRETIONARY	0	494	30,000	30,000
TOTAL AID PROGRAMS	20,376,507	20,369,653	31,202,766	31,514,641

COUNTY OF GLENN  
**DETAIL OF FINANCING USES BY FUNCTION, ACTIVITY & BUDGET UNIT**  
 GOVERNMENTAL FUNDS  
 FISCAL YEAR 2022-23

Function, Activity and Budget Unit 1	2020-21 Actual 2	2021-22 Actual 3	2022-23 Recommended Budget 4	2022-23 Adopted Budget 5
PUBLIC ASSISTANCE – CONT.				
GENERAL RELIEF				
01015090 AID TO INDIGENTS	106,542	138,669	152,759	152,759
TOTAL GENERAL RELIEF	106,542	138,669	152,759	152,759
VETERAN'S SERVICES				
01015180 VETERAN'S SERVICE OFFICER	113,138	114,954	145,497	145,695
TOTAL VETERAN'S SERVICES	113,138	114,954	145,497	145,695
TOTAL PUBLIC ASSISTANCE	38,341,610	43,699,953	67,868,412	67,142,621
EDUCATION				
SCHOOL ADMINISTRATION				
01906020 SUPERINTENDENT OF SCHOOLS	140,956	138,894	252,999	272,138
TOTAL SCHOOL ADMINISTRATION	140,956	138,894	252,999	272,138
LIBRARY SERVICES				
01016040 COUNTY LIBRARY	156,147	188,583	322,919	322,919
TOTAL LIBRARY SERVICES	156,147	188,583	322,919	322,919
AGRICULTURAL EDUCATION				
01016050 COOPERATIVE EXTENSION	289,863	368,801	487,190	496,782
TOTAL AGRICULTURAL EDUCATION	289,863	368,801	487,190	496,782
TOTAL EDUCATION	586,966	696,278	1,063,108	1,091,839
DEBT SERVICE				
RETIREMENT OF LONG-TERM DEBT				
01050300 INSTALLMENT PMT. FUND	0	323,165	324,725	325,398
01811137 COE INSTALL PURCHASE PYMT FD	140,956	138,894	141,729	141,729
01811141 MEGABYTE SOFTWARE DEBT SERVICE	24,883	0	0	0
01811150 SOLAR BOND DEBT SERVICE	222,478	228,935	235,585	235,585
01850000 REFUNDING FUND	437,621	0	65,206	65,208
TOTAL RETIREMENT OF LONG-TERM DEBT	825,938	690,994	767,245	767,920
TOTAL DEBT SERVICE	825,938	690,994	767,245	767,920
CONTINGENCY				
01017020 CONTINGENCY	0	0	500,000	500,000
TOTAL CONTINGENCY	0	0	500,000	500,000
TOTAL CONTINGENCY	0	0	500,000	500,000
TOTAL FINANCING USES BY FUNCTION	128,350,787	144,476,601	210,560,517	213,741,164



**2022-2023 FIXED ASSET REQUESTS**

ORG KEY	DEPARTMENT	DESCRIPTION	LAND	BUILDINGS & IMPROVEMENT	EQUIPMENT	TOTAL
<b>GOVERNMENTAL FUNDS</b>						
<b>GENERAL FUND</b>						
01011121	IN-HOUSE PROJECTS	Buildings & Improvements	-	456,000	-	456,000
01016050	COOPERATIVE EXTENSION	Vehicles	-	-	55,000	55,000
<b>TOTAL GENERAL FUND</b>			-	456,000	55,000	511,000
<b>STATE GOVERNMENT FUND - HEALTH SERVICES</b>						
01024012	COMMUNITY MENTAL HEALTH	Vehicles	-	-	376,000	376,000
01024300	HEALTH & HUMAN SERVICES ADMIN	Special Dept Equipment	-	-	80,000	80,000
<b>TOTAL STATE GOVERNMENT FUND - HEALTH SERVICES</b>			-	-	456,000	456,000
<b>STATE GOVERNMENT FUND - SOCIAL SERVICES</b>						
01025010	SOCIAL SERVICE ADMINISTRATION	Vehicles	-	-	105,000	105,000
<b>TOTAL STATE GOVERNMENT FUND - SOCIAL SERVICES</b>			-	-	105,000	105,000
<b>PUBLIC SAFETY</b>						
01042110	SHERIFF	Buildings & Improvements	-	80,000	-	80,000
01042113	SHERIFF'S DISPATCH	Special Dept Equipment	-	-	168,643	168,643
01042134	HOMELAND SECURITY GRANT 09	Special Dept Equipment	-	-	199,150	199,150
01042136	COURT SECURITY-WILLOWS	Special Dept Equipment	-	-	84,085	84,085
01042144	HOMELAND SECURITY GRANT 2021	Buildings & Improv/Special Dept Equip	-	27,794	162,598	190,392
01042145	OES EMPG GRANT 2021	Special Dept Equipment	-	-	53,000	53,000
01042150	PROBATION DEPARTMENT	Vehicles	-	-	60,000	60,000
<b>TOTAL PUBLIC SAFETY</b>			-	107,794	727,476	835,270
<b>SPECIAL REVENUE FUNDS</b>						
01051000	TITLE III FOREST RESERVE	Special Dept Equipment	-	-	75,000	75,000
<b>TOTAL SPECIAL REVENUE FUNDS</b>			-	-	75,000	75,000
<b>ROAD FUND</b>						
01200000	ROAD FUND	10-Wheel Dump Truck	-	-	175,000	175,000
01200000	ROAD FUND	10-Wheel Dump Truck	-	-	175,000	175,000
01200000	ROAD FUND	Generator	-	-	100,000	100,000
01200000	ROAD FUND	3-Axle Tractor	-	-	150,000	150,000
01200000	ROAD FUND	Water Truck	-	-	206,105	206,105
<b>TOTAL ROAD FUND</b>			-	-	806,105	806,105
<b>OTHER OPERATING FUNDS</b>						
01301131	A.C.O. ACQUISITION FUND	Buildings & Improvements	-	82,139	-	82,139
<b>TOTAL OTHER OPERATING FUNDS</b>			-	82,139	-	82,139
<b>TOTAL GOVERNMENTAL FUNDS</b>			-	645,933	2,224,581	2,870,514

**2022-2023 FIXED ASSET REQUESTS**

ORG KEY	DEPARTMENT	DESCRIPTION	LAND	BUILDINGS & IMPROVEMENT	EQUIPMENT	TOTAL
<b>OTHER NON-GOVERNMENTAL FUNDS</b>						
02040207	WILLOWS AIRPORT FLEET RESERVE - NON-GENERAL	Buildings & Improvements	-	697,987	-	697,987
02190002	FUND	Vehicles	-	-	362,000	362,000
02261120	COUNTY FACILITIES ISF	Special Dept Equipment	-	-	53,000	53,000
04281000	FIXED ROUTE TRANSIT SERVICE	Buildings & Improvements	-	125,000	-	125,000
04283000	TRANSIT SECURITY IMPROVEMENTS	Vehicle	-	-	115,000	115,000
<b>TOTAL OTHER NON-GOVERNMENTAL FUNDS</b>			-	<b>822,987</b>	<b>530,000</b>	<b>1,352,987</b>
<b>TOTAL ALL FUNDS</b>			-	<b>1,468,920</b>	<b>2,754,581</b>	<b>4,223,501</b>

COUNTY OF GLENN  
 FINANCING SOURCES AND USES BY BUDGET UNIT BY OBJECT  
 GOVERNMENTAL FUNDS  
 FISCAL YEAR 2022-23

BUDGET UNIT: **01011005 BOARD RESOURCES / TRANSFERS** SCOTT H. DE MOSS  
 FUNCTION: GENERAL GOVERNMENT COUNTY ADMINISTRATIVE  
 ACTIVITY: OTHER GENERAL OFFICER

DETAIL BY REVENUE CATEGORY AND EXPENDITURE OBJECT	2020-21 ACTUAL	2021-22 ACTUAL	2022-23 RECOMMENDED BUDGET	2022-23 ADOPTED BUDGET
<b>REVENUES</b>				
TAXES	\$14,840,884	\$16,203,004	\$14,690,794	\$14,640,794
LICENSES & PERMITS	1,053,007	1,194,958	1,169,407	1,169,407
FINES, FORFEITURES & PENALTIES	216	64	60	60
USE OF MONEY & PROPERTY	87,681	88,625	64,000	64,000
INTERGOVERNMENTAL REVENUE	769,295	809,248	760,400	760,400
CHARGES FOR CURRENT SERVICES	612,261	1,042,919	1,042,581	1,042,581
MISCELLANEOUS REVENUES	312,269	561,406	275,000	275,000
OTHER FINANCING SOURCES	45,000	3,431	1,799,228	1,799,228
<b>TOTAL REVENUES</b>	<b>17,720,613</b>	<b>19,903,655</b>	<b>19,801,470</b>	<b>19,751,470</b>
<b>EXPENSES</b>				
SERVICES & SUPPLIES	3,361	303,010	2,108,906	1,974,303
OTHER CHARGES	699,902	692,945	727,692	979,751
OTHER FINANCING USES	9,224,446	10,833,911	11,040,580	11,305,453
<b>TOTAL EXPENSES</b>	<b>9,927,709</b>	<b>11,829,866</b>	<b>13,877,178</b>	<b>14,259,507</b>
<b>NET COUNTY RETURN/(COST)</b>	<b>\$7,792,904</b>	<b>\$8,073,789</b>	<b>\$5,924,292</b>	<b>\$5,491,963</b>

**DESCRIPTION:**

The Board Resources budget unit records general purpose revenues used for financing County operations. These revenues are not collected in direct response to services provided. Non-program or general purpose revenues include countywide property taxes as well as intergovernmental revenues that come to the County without restrictions as to specific program use.

COUNTY OF GLENN  
 FINANCING SOURCES AND USES BY BUDGET UNIT BY OBJECT  
 GOVERNMENTAL FUNDS  
 FISCAL YEAR 2022-23

DETAIL BY REVENUE CATEGORY AND EXPENDITURE OBJECT	2020-21	2021-22	2022-23	2022-23
	ACTUAL	ACTUAL	RECOMMENDED BUDGET	ADOPTED BUDGET
<b>BUDGET UNIT: 01011010 BOARD OF SUPERVISORS</b>				
<b>FUNCTION: GENERAL GOVERNMENT</b>				
<b>ACTIVITY: LEGISLATIVE &amp; ADMINISTRATIVE</b>				
SCOTT H. DE MOSS COUNTY ADMINISTRATIVE OFFICER				
<b>REVENUES</b>				
FINES, FORFEITURES & PENALTIES	\$0	\$37,613	\$0	\$0
INTERGOVERNMENTAL REVENUE	68,352	0	0	0
MISCELLANEOUS REVENUES	565	2,455	0	0
<b>TOTAL REVENUES</b>	<b>68,917</b>	<b>2,455</b>	<b>0</b>	<b>0</b>
<b>EXPENSES</b>				
SALARIES & BENEFITS	313,027	363,593	400,574	400,574
SERVICES & SUPPLIES	193,205	122,998	112,135	125,816
OTHER CHARGES	179,138	187,900	186,666	192,692
OTHER FINANCING USES	0	0	0	0
<b>TOTAL EXPENSES</b>	<b>685,370</b>	<b>674,491</b>	<b>699,375</b>	<b>719,082</b>
<b>NET COUNTY RETURN/(COST)</b>	<b>(\$616,453)</b>	<b>(\$672,036)</b>	<b>(\$699,375)</b>	<b>(\$719,082)</b>

**DESCRIPTION:**

The Board of Supervisors is the policy making body of the County of Glenn, and with the assistance and advice of County Administrative Officer and department heads, performs the administrative as well as legislative function of County government. The Board is vested with both expressed and implied responsibilities that enables and allows them to carry out these functions on behalf of the taxpayers of the County, and to ensure efficiency in government at the local level. County of Glenn is governed by a five-member Board of Supervisors (BOS). A chairman is elected annually to preside over the Board meetings and exercise leadership for the Board. The Board researches State and Federal regulations that affect Glenn County, its departments and residents. The Board members serve four-year term.

COUNTY OF GLENN  
 FINANCING SOURCES AND USES BY BUDGET UNIT BY OBJECT  
 GOVERNMENTAL FUNDS  
 FISCAL YEAR 2022-23

BUDGET UNIT: **01011013 COUNTY ADMINISTRATIVE OFFICER** SCOTT H. DE MOSS  
 FUNCTION: GENERAL GOVERNMENT COUNTY ADMINISTRATIVE  
 ACTIVITY: LEGISLATIVE & ADMINISTRATIVE OFFICER

DETAIL BY REVENUE CATEGORY AND EXPENDITURE OBJECT	2020-21 ACTUAL	2021-22 ACTUAL	2022-23 RECOMMENDED BUDGET	2022-23 ADOPTED BUDGET
<b>REVENUES</b>				
INTERGOVERNMENTAL REVENUE	\$79,497	\$0	\$0	\$0
CHARGES FOR CURRENT SERVICES	255,823	315,872	285,945	99,791
MISCELLANEOUS REVENUES	4,758	9,867	10,000	10,000
OTHER FINANCING SOURCES	0	24,140	65,919	65,919
<b>TOTAL REVENUES</b>	<b>340,078</b>	<b>349,879</b>	<b>361,864</b>	<b>175,710</b>
<b>EXPENSES</b>				
SALARIES & BENEFITS	343,743	525,034	727,723	753,414
SERVICES & SUPPLIES	29,009	56,784	90,050	173,021
OTHER CHARGES	4,808	15,142	21,519	21,938
<b>TOTAL EXPENSES</b>	<b>377,560</b>	<b>596,960</b>	<b>839,292</b>	<b>948,373</b>
<b>NET COUNTY RETURN/(COST)</b>	<b>(\$37,482)</b>	<b>(\$247,081)</b>	<b>(\$477,428)</b>	<b>(\$772,663)</b>

**DESCRIPTION:**

The County Administrative Office is accountable for the effective administration and management of all governmental affairs of the County which may legally be placed in the charge and control of the County Administrative Office. The primary duties and responsibilities of the County Administrative Office shall be to implement the directives of the Board; plan, organize, control and direct the overall operation of the County; set the agenda for each regular and special meeting of the Board and each of the Board Committees; prepare, present and monitor the County budget; promote County activities and affairs with government and private entities, community organizations, industry and the general public; and, serve on various committees and agencies. The County Administrative Office is also responsible for the development, coordination and management of county programs, promoting private and public sector relations and planning for employment generating activities and services.

COUNTY OF GLENN  
 FINANCING SOURCES AND USES BY BUDGET UNIT BY OBJECT  
 GOVERNMENTAL FUNDS  
 FISCAL YEAR 2022-23

BUDGET UNIT: **01011020 CLERK OF THE BOARD** SCOTT H. DE MOSS  
 FUNCTION: GENERAL GOVERNMENT CLERK OF THE BOARD  
 ACTIVITY: LEGISLATIVE & ADMINISTRATIVE

DETAIL BY REVENUE CATEGORY AND EXPENDITURE OBJECT	2020-21 ACTUAL	2021-22 ACTUAL	2022-23 RECOMMENDED BUDGET	2022-23 ADOPTED BUDGET
<b>REVENUES</b>				
INTERGOVERNMENTAL REVENUE	\$2,552	\$0	\$0	\$0
CHARGES FOR CURRENT SERVICES	2,732	7,959	8,000	8,000
<b>TOTAL REVENUES</b>	<b>5,284</b>	<b>7,959</b>	<b>8,000</b>	<b>8,000</b>
<b>EXPENSES</b>				
SALARIES & BENEFITS	261,018	241,460	367,370	367,370
SERVICES & SUPPLIES	11,794	19,444	66,073	55,839
OTHER CHARGES	28,506	41,948	45,637	46,833
<b>TOTAL EXPENSES</b>	<b>301,318</b>	<b>302,852</b>	<b>479,080</b>	<b>470,042</b>
<b>NET COUNTY RETURN/(COST)</b>	<b>(\$296,034)</b>	<b>(\$294,893)</b>	<b>(\$471,080)</b>	<b>(\$462,042)</b>

**DESCRIPTION:**

This fund represents the costs associated with the Office of the Clerk of the Board. In accordance with County Code, the County Administrative Officer serves as the Clerk of the Board / Ex-Officio Officer in the absence of a Board appointed Clerk. This office is charged with a broad scope of responsibilities. Within the office are the administrative staff which provide general administrative support to the Board of Supervisors and the County Administrative Office. The Clerk of the Board's office is currently allocated three fulltime Administrative Services Analyst - Deputy Clerk II/III positions. Tasks performed by this office include both State mandated functions and locally designated roles. The primary function of the Clerk of the Board office is administering the official records and files of Board action and proceedings. One of the many other duties of this office is to maintain the local appointments list, more commonly known as "Appointments Roster", in compliance with Government Code Section 54970 et seq., Conflict of Interest filings, and the maintenance of the Board's Administrative Policy.

COUNTY OF GLENN  
 FINANCING SOURCES AND USES BY BUDGET UNIT BY OBJECT  
 GOVERNMENTAL FUNDS  
 FISCAL YEAR 2022-23

BUDGET UNIT: **01011040 DEPARTMENT OF FINANCE** HUMBERTO MEDINA, CPA  
 FUNCTION: GENERAL GOVERNMENT DIRECTOR OF FINANCE  
 ACTIVITY: FINANCE

DETAIL BY REVENUE CATEGORY AND EXPENDITURE OBJECT	2020-21 ACTUAL	2021-22 ACTUAL	2022-23 RECOMMENDED BUDGET	2022-23 ADOPTED BUDGET
<b>REVENUES</b>				
FINES, FORFEITURES & PENALTIES	\$319,535	\$274,585	\$200,000	\$200,000
INTERGOVERNMENTAL REVENUE	52,211	0	0	0
CHARGES FOR CURRENT SERVICES	812,142	884,166	878,881	878,881
MISCELLANEOUS REVENUES	45,568	49,002	38,250	38,250
OTHER FINANCING SOURCES	0	54,809	87,004	87,004
<b>TOTAL REVENUES</b>	<b>1,229,456</b>	<b>1,262,562</b>	<b>1,204,135</b>	<b>1,204,135</b>
<b>EXPENSES</b>				
SALARIES & BENEFITS	1,085,709	1,202,557	1,500,580	1,500,578
SERVICES & SUPPLIES	31,206	59,410	79,801	78,221
OTHER CHARGES	92,137	93,923	112,175	118,825
<b>TOTAL EXPENSES</b>	<b>1,209,052</b>	<b>1,355,890</b>	<b>1,692,556</b>	<b>1,697,624</b>
<b>NET COUNTY RETURN/(COST)</b>	<b>\$20,404</b>	<b>(\$93,328)</b>	<b>(\$488,421)</b>	<b>(\$493,489)</b>

**DESCRIPTION:**

The Department of Finance exercises general supervision of the financial information and accounts of all departments and agencies under the control of the Board of Supervisors; provides financial information, services, advice and assistance to all County organizations and citizens; establishes accounting policies; manages the countywide financial information system; approves and pays all claims against the County; maintains the official accounting records of the County; processes payroll and payroll reporting; apportions property tax payments; provides fiscal training to employees; compiles the County's financial reports; coordinates the annual County audit; performs financial, compliance and performance audits; promotes adequate fiscal safeguards; assists with the compilation of the County budget; monitors budgetary and fiscal activities; prepares the countywide A-87 Cost Allocation plan; calculates tax rates; maintains tax rolls; mails tax bills and notices; collects tax payments; receives, records, deposits and accounts for all funds paid to all departments and agencies; maintains investment portfolio; and allocates interest to all pool participants.

COUNTY OF GLENN  
 FINANCING SOURCES AND USES BY BUDGET UNIT BY OBJECT  
 GOVERNMENTAL FUNDS  
 FISCAL YEAR 2022-23

BUDGET UNIT: **01011051 ANNUAL AUDIT** HUMBERTO MEDINA, CPA  
 FUNCTION: GENERAL GOVERNMENT DIRECTOR OF FINANCE  
 ACTIVITY: LEGISLATIVE & ADMINISTRATIVE

DETAIL BY REVENUE CATEGORY AND EXPENDITURE OBJECT	2020-21	2021-22	2022-23	2022-23
	ACTUAL	ACTUAL	RECOMMENDED BUDGET	ADOPTED BUDGET
REVENUES				
CHARGES FOR CURRENT SERVICES	\$60,218	\$135,081	\$108,893	\$108,893
TOTAL REVENUES	60,218	135,081	108,893	108,893
EXPENSES				
SERVICES & SUPPLIES	76,054	84,131	83,320	83,320
TOTAL EXPENSES	76,054	84,131	83,320	83,320
NET COUNTY RETURN/(COST)	(\$15,836)	\$50,950	\$25,573	\$25,573

**DESCRIPTION:**

This department is used to account for the costs of the County's annual outside audits, audit software and actuarial valuations. The expenditures are then allocated to departments through the countywide A-87 Cost Allocation plan process based on the relative budget size of each department.



COUNTY OF GLENN  
 FINANCING SOURCES AND USES BY BUDGET UNIT BY OBJECT  
 GOVERNMENTAL FUNDS  
 FISCAL YEAR 2022-23

BUDGET UNIT: **01011070 ASSESSOR** SENDY PEREZ  
 FUNCTION: GENERAL GOVERNMENT ASSESSOR, CLERK-RECORDER  
 ACTIVITY: FINANCE

DETAIL BY REVENUE CATEGORY AND EXPENDITURE OBJECT	2020-21 ACTUAL	2021-22 ACTUAL	2022-23 RECOMMENDED BUDGET	2022-23 ADOPTED BUDGET
<b>REVENUES</b>				
CHARGES FOR CURRENT SERVICES	\$138,667	\$147,830	\$139,000	\$139,000
OTHER FINANCING SOURCES	0	4,550	0	0
<b>TOTAL REVENUES</b>	<b>138,667</b>	<b>152,380</b>	<b>139,000</b>	<b>139,000</b>
<b>EXPENSES</b>				
SALARIES & BENEFITS	839,699	887,888	988,423	988,424
SERVICES & SUPPLIES	34,945	56,185	59,214	60,076
OTHER CHARGES	230,991	286,306	279,347	282,575
FIXED ASSETS				
EQUIPMENT	0	12,803	0	0
<b>TOTAL EXPENSES</b>	<b>1,105,635</b>	<b>1,243,182</b>	<b>1,326,984</b>	<b>1,331,075</b>
<b>NET COUNTY RETURN/(COST)</b>	<b>(\$966,968)</b>	<b>(\$1,090,802)</b>	<b>(\$1,187,984)</b>	<b>(\$1,192,075)</b>

**DESCRIPTION:**

It is required by law to place a taxable value on all assessable property in the county. Assessable property includes land, dwellings, factories, warehouses, commercial buildings, agricultural buildings, orchards, boats, aircraft, manufactured homes, natural gas reserves, possessory interest and business personal property. In the process of compiling the assessment roll, the staff establishes correct base years, accurate changes of ownership, proper audit procedures and appropriate appraisal methods. The Assessor is required by law to furnish valuation of all assessable property no later than June 30th of each year.

COUNTY OF GLENN  
 FINANCING SOURCES AND USES BY BUDGET UNIT BY OBJECT  
 GOVERNMENTAL FUNDS  
 FISCAL YEAR 2022-23

BUDGET UNIT: **01011080 COUNTY COUNSEL** WILLIAM J. VANASEK  
 FUNCTION: GENERAL GOVERNMENT COUNTY COUNSEL  
 ACTIVITY: COUNSEL

DETAIL BY REVENUE CATEGORY AND EXPENDITURE OBJECT	2020-21 ACTUAL	2021-22 ACTUAL	2022-23 RECOMMENDED BUDGET	2022-23 ADOPTED BUDGET
<b>REVENUES</b>				
INTERGOVERNMENTAL REVENUE	\$23,537	\$0	\$0	\$0
CHARGES FOR CURRENT SERVICES	533,075	396,343	178,597	178,597
MISCELLANEOUS REVENUES	33,494	457	0	0
OTHER FINANCING SOURCES	111,694	140,711	170,323	170,323
<b>TOTAL REVENUES</b>	<b>701,800</b>	<b>537,511</b>	<b>348,920</b>	<b>348,920</b>
<b>EXPENSES</b>				
SALARIES & BENEFITS	607,494	644,724	687,816	687,816
SERVICES & SUPPLIES	44,306	92,893	163,544	168,229
OTHER CHARGES	21,750	23,095	26,289	27,683
<b>TOTAL EXPENSES</b>	<b>673,550</b>	<b>760,712</b>	<b>877,649</b>	<b>883,728</b>
<b>NET COUNTY RETURN/(COST)</b>	<b>\$28,250</b>	<b>(\$223,201)</b>	<b>(\$528,729)</b>	<b>(\$534,808)</b>

**DESCRIPTION:**

The Office of the County Counsel provides legal representation, advice, and counsel to the Board of Supervisors, all County departments, special districts, and other public agencies as mandated and authorized by County and State statutes.

The County Counsel reviews and drafts ordinances and administrative policies at board or department requests reviews all county contracts attends all Board of Supervisors meetings and handles the County's litigation and outside counsel, except those claims accepted by the county's insurance carriers. This office also advises county officials and departments on legal issues when requested.

In addition, the department is the County's liaison with Golden State Risk Management. The department provides a broad range of services directed at promoting the objectives of the County while protecting the County from loss and risk. Those services include advising on the law as it applies to County operations; drafting legal documents; and representing the County in civil actions, the Public Guardian/Public Administrator in conservatorship cases, and Child Welfare Services.

COUNTY OF GLENN  
 FINANCING SOURCES AND USES BY BUDGET UNIT BY OBJECT  
 GOVERNMENTAL FUNDS  
 FISCAL YEAR 2022-23

BUDGET UNIT: **01011090 PERSONNEL DEPARTMENT** LINDA DURRER  
 FUNCTION: GENERAL GOVERNMENT PERSONNEL DIRECTOR  
 ACTIVITY: PERSONNEL

DETAIL BY REVENUE CATEGORY AND EXPENDITURE OBJECT	2020-21 ACTUAL	2021-22 ACTUAL	2022-23 RECOMMENDED BUDGET	2022-23 ADOPTED BUDGET
<b>REVENUES</b>				
INTERGOVERNMENTAL REVENUE	\$178,591	\$0	\$0	\$0
CHARGES FOR CURRENT SERVICES	472,108	546,562	197,637	197,637
MISCELLANEOUS REVENUES	0	0	0	0
OTHER FINANCING SOURCES	83,656	125,099	156,048	156,048
<b>TOTAL REVENUES</b>	<b>734,355</b>	<b>671,661</b>	<b>353,685</b>	<b>353,685</b>
<b>EXPENSES</b>				
SALARIES & BENEFITS	458,402	511,478	653,902	667,028
SERVICES & SUPPLIES	46,285	102,425	90,037	90,669
OTHER CHARGES	21,108	28,952	33,020	34,664
<b>TOTAL EXPENSES</b>	<b>525,795</b>	<b>642,855</b>	<b>776,959</b>	<b>792,361</b>
<b>NET COUNTY RETURN/(COST)</b>	<b>\$208,560</b>	<b>\$28,806</b>	<b>(\$423,274)</b>	<b>(\$438,676)</b>

**DESCRIPTION:**

Under administrative direction of the Board of Supervisors, the Personnel Department is responsible for the continuing development and administration of the countywide personnel program consisting of classification, pay, employee relations, recruitment and selection, affirmative action and employee benefits.

COUNTY OF GLENN  
 FINANCING SOURCES AND USES BY BUDGET UNIT BY OBJECT  
 GOVERNMENTAL FUNDS  
 FISCAL YEAR 2022-23

BUDGET UNIT: **01011100 GENERAL & SPECIAL ELECTIONS** SENDY PEREZ  
 FUNCTION: GENERAL GOVERNMENT ASSESSOR, CLERK-RECORDER  
 ACTIVITY: ELECTIONS

DETAIL BY REVENUE CATEGORY AND EXPENDITURE OBJECT	2020-21 ACTUAL	2021-22 ACTUAL	2022-23 RECOMMENDED BUDGET	2022-23 ADOPTED BUDGET
<b>REVENUES</b>				
INTERGOVERNMENTAL REVENUE	\$254,138	\$198,645	\$0	\$0
CHARGES FOR CURRENT SERVICES	66,221	29,307	0	0
MISCELLANEOUS REVENUES	387	369	0	0
<b>TOTAL REVENUES</b>	<b>320,746</b>	<b>228,321</b>	<b>0</b>	<b>0</b>
<b>EXPENSES</b>				
SALARIES & BENEFITS	100,791	103,989	95,144	95,144
SERVICES & SUPPLIES	176,443	277,305	217,477	217,603
OTHER CHARGES	60,241	52,258	93,358	95,258
FIXED ASSETS				
EQUIPMENT	84,564	0	0	0
<b>TOTAL EXPENSES</b>	<b>422,039</b>	<b>433,552</b>	<b>405,979</b>	<b>408,005</b>
<b>NET COUNTY RETURN/(COST)</b>	<b>(\$101,293)</b>	<b>(\$205,231)</b>	<b>(\$405,979)</b>	<b>(\$408,005)</b>

**DESCRIPTION:**

This department is responsible for the conduct of nearly all elections, including Federal, State, County, Cities, Schools and Special Districts. The Elections Office relies heavily on specific election software and voting equipment.

COUNTY OF GLENN  
 FINANCING SOURCES AND USES BY BUDGET UNIT BY OBJECT  
 GOVERNMENTAL FUNDS  
 FISCAL YEAR 2022-23

BUDGET UNIT: **01011121 IN-HOUSE PROJECTS** SCOTT H. DE MOSS  
 FUNCTION: GENERAL GOVERNMENT CLERK OF THE BOARD  
 ACTIVITY: PROPERTY

DETAIL BY REVENUE CATEGORY AND EXPENDITURE OBJECT	2020-21 ACTUAL	2021-22 ACTUAL	2022-23 RECOMMENDED BUDGET	2022-23 ADOPTED BUDGET
<b>REVENUES</b>				
INTERGOVERNMENTAL REVENUE	\$90,152	\$0	\$0	\$0
OTHER FINANCING SOURCES	65,119	0	510,759	510,759
<b>TOTAL REVENUES</b>	<b>155,271</b>	<b>0</b>	<b>510,759</b>	<b>510,759</b>
<b>EXPENSES</b>				
SERVICES & SUPPLIES	29,857	83	269,759	409,759
OTHER CHARGES	7,644	5,336	5,336	3,650
FIXED ASSETS				
STRUCTURES & IMPROVEMENTS	117,769	36,249	396,000	456,000
<b>TOTAL EXPENSES</b>	<b>155,270</b>	<b>41,668</b>	<b>671,095</b>	<b>869,409</b>
<b>NET COUNTY RETURN/(COST)</b>	<b>\$1</b>	<b>(\$41,668)</b>	<b>(\$160,336)</b>	<b>(\$358,650)</b>

**DESCRIPTION:**

The In-House Projects budget unit was established to track specific maintenance project to county-owned facilities. Projects have included heating, ventilation and cooling system replacement, carpeting, painting, roof and window replacement and general infrastructure maintenance.

COUNTY OF GLENN  
 FINANCING SOURCES AND USES BY BUDGET UNIT BY OBJECT  
 GOVERNMENTAL FUNDS  
 FISCAL YEAR 2022-23

BUDGET UNIT: **01011124 COURT FACILITIES** HUMBERTO MEDINA, CPA  
 FUNCTION: GENERAL GOVERNMENT DIRECTOR OF FINANCE  
 ACTIVITY: PROPERTY

DETAIL BY REVENUE CATEGORY AND EXPENDITURE OBJECT	2020-21 ACTUAL	2021-22 ACTUAL	2022-23 RECOMMENDED BUDGET	2022-23 ADOPTED BUDGET
EXPENSES				
SERVICES & SUPPLIES	\$64,403	\$64,403	\$64,403	\$64,403
TOTAL EXPENSES	64,403	64,403	64,403	64,403
NET COUNTY RETURN/(COST)	(\$64,403)	(\$64,403)	(\$64,403)	(\$64,403)

**DESCRIPTION:**

In December 2009, the Board of Supervisors executed a transfer agreement to transfer ownership of the Courthouse to the State Administrative Office of the Courts. Under the Trial Court Facilities Act of 2002 and pursuant to §70351 of the Government Code, the County is required to provide a source of funding to the State for the ongoing operations and maintenance of court facilities.

COUNTY OF GLENN  
 FINANCING SOURCES AND USES BY BUDGET UNIT BY OBJECT  
 GOVERNMENTAL FUNDS  
 FISCAL YEAR 2022-23

BUDGET UNIT: **01011150 GENERAL INSURANCE / SURETY BONDS** HUMBERTO MEDINA, CPA  
 FUNCTION: GENERAL GOVERNMENT DIRECTOR OF FINANCE  
 ACTIVITY: OTHER GENERAL

DETAIL BY REVENUE CATEGORY AND EXPENDITURE OBJECT	2020-21 ACTUAL	2021-22 ACTUAL	2022-23 RECOMMENDED BUDGET	2022-23 ADOPTED BUDGET
<b>REVENUES</b>				
CHARGES FOR CURRENT SERVICES	\$877,575	\$1,576,003	\$1,741,488	\$2,081,931
<b>TOTAL REVENUES</b>	<b>877,575</b>	<b>1,576,003</b>	<b>1,741,488</b>	<b>2,081,931</b>
<b>EXPENSES</b>				
SERVICES & SUPPLIES	1,316,245	1,458,647	1,686,807	1,841,096
<b>TOTAL EXPENSES</b>	<b>1,316,245</b>	<b>1,458,647</b>	<b>1,686,807</b>	<b>1,841,096</b>
<b>NET COUNTY RETURN/(COST)</b>	<b>(\$438,670)</b>	<b>\$117,356</b>	<b>\$54,681</b>	<b>\$240,835</b>

**DESCRIPTION:**

The General Insurance budget funded by the General Fund contains the annual insurance premium for general liability, buildings and auto liability. Costs are allocated to various County departments through the annual A-87 cost allocation plan using a ratio of experience and exposure history, square footage and actual premium expenses.

COUNTY OF GLENN  
 FINANCING SOURCES AND USES BY BUDGET UNIT BY OBJECT  
 GOVERNMENTAL FUNDS  
 FISCAL YEAR 2022-23

BUDGET UNIT: **01011170 EMPLOYEE BENEFITS** LINDA DURRER  
 FUNCTION: GENERAL GOVERNMENT PERSONNEL DIRECTOR  
 ACTIVITY: OTHER GENERAL

DETAIL BY REVENUE CATEGORY AND EXPENDITURE OBJECT	2020-21 ACTUAL	2021-22 ACTUAL	2022-23 RECOMMENDED BUDGET	2022-23 ADOPTED BUDGET
<b>REVENUES</b>				
CHARGES FOR CURRENT SERVICES	\$31,800	\$44,752	\$78,336	\$78,336
<b>TOTAL REVENUES</b>	<b>31,800</b>	<b>44,752</b>	<b>78,336</b>	<b>78,336</b>
<b>EXPENSES</b>				
SALARIES & BENEFITS	(637)	0	13,544	13,544
SERVICES & SUPPLIES	34,967	45,478	40,000	40,000
<b>TOTAL EXPENSES</b>	<b>34,330</b>	<b>45,478</b>	<b>53,544</b>	<b>53,544</b>
<b>NET COUNTY RETURN/(COST)</b>	<b>(\$2,530)</b>	<b>(\$726)</b>	<b>\$24,792</b>	<b>\$24,792</b>

**DESCRIPTION:**

The Employee Benefits department was established to account for countywide employee benefits that are not charged directly through the payroll process such as pre-employment physicals and an employee assistance program. Expenses are allocated to departments through the annual A-87 cost allocation plan based on the number of employees in each department.



COUNTY OF GLENN  
 FINANCING SOURCES AND USES BY BUDGET UNIT BY OBJECT  
 GOVERNMENTAL FUNDS  
 FISCAL YEAR 2022-23

BUDGET UNIT: **01011180 SURVEYOR AND ENGINEER** DONALD RUST  
 FUNCTION: GENERAL GOVERNMENT PUBLIC WORKS AGENCY DIRECTOR  
 ACTIVITY: OTHER GENERAL

DETAIL BY REVENUE CATEGORY AND EXPENDITURE OBJECT	2020-21 ACTUAL	2021-22 ACTUAL	2022-23 RECOMMENDED BUDGET	2022-23 ADOPTED BUDGET
<b>REVENUES</b>				
CHARGES FOR CURRENT SERVICES	\$17,813	\$11,737	\$18,000	\$18,000
<b>TOTAL REVENUES</b>	<b>17,813</b>	<b>11,737</b>	<b>18,000</b>	<b>18,000</b>
<b>EXPENSES</b>				
SERVICES & SUPPLIES	43,063	38,353	39,686	39,686
OTHER CHARGES	212	61	166	166
<b>TOTAL EXPENSES</b>	<b>43,275</b>	<b>38,414</b>	<b>39,852</b>	<b>39,852</b>
<b>NET COUNTY RETURN/(COST)</b>	<b>(\$25,462)</b>	<b>(\$26,677)</b>	<b>(\$21,852)</b>	<b>(\$21,852)</b>

**DESCRIPTION:**

This unit provides for the statutory responsibilities of the County Surveyor and Engineer, as separate from individual construction projects. Typical activity includes review and checking of record of surveys, parcel maps, subdivision maps, land development review etc.

COUNTY OF GLENN  
 FINANCING SOURCES AND USES BY BUDGET UNIT BY OBJECT  
 GOVERNMENTAL FUNDS  
 FISCAL YEAR 2022-23

BUDGET UNIT: **01011200 DATA PROCESSING-PROPERTY TAX SYSTEM** HUMBERTO MEDINA, CPA  
 FUNCTION: GENERAL GOVERNMENT DIRECTOR OF FINANCE  
 ACTIVITY: OTHER GENERAL

DETAIL BY REVENUE CATEGORY AND EXPENDITURE OBJECT	2020-21 ACTUAL	2021-22 ACTUAL	2022-23 RECOMMENDED BUDGET	2022-23 ADOPTED BUDGET
<b>REVENUES</b>				
CHARGES FOR CURRENT SERVICES	\$162,456	\$204,297	\$185,014	\$185,014
MISCELLANEOUS REVENUES	6,810	0	0	0
<b>TOTAL REVENUES</b>	<b>169,266</b>	<b>204,297</b>	<b>185,014</b>	<b>185,014</b>
<b>EXPENSES</b>				
SERVICES & SUPPLIES	119,836	117,359	135,250	135,250
OTHER FINANCING USES	24,883	0	0	0
<b>TOTAL EXPENSES</b>	<b>144,719</b>	<b>117,359</b>	<b>135,250</b>	<b>135,250</b>
<b>NET COUNTY RETURN/(COST)</b>	<b>\$24,547</b>	<b>\$86,938</b>	<b>\$49,764</b>	<b>\$49,764</b>

**DESCRIPTION:**

This department is used to capture all data processing expenditures related to the property tax collection. Data Processing expenditures are allocated through the countywide A-87 Cost Allocation plan to the Assessor and Department of Finance based on property-tax related direct salaries and benefits in each department.

COUNTY OF GLENN  
 FINANCING SOURCES AND USES BY BUDGET UNIT BY OBJECT  
 GOVERNMENTAL FUNDS  
 FISCAL YEAR 2022-23

BUDGET UNIT: **01011201 DATA PROCESSING-FINANCE NETWORK** HUMBERTO MEDINA, CPA  
 FUNCTION: GENERAL GOVERNMENT DIRECTOR OF FINANCE  
 ACTIVITY: OTHER GENERAL

DETAIL BY REVENUE CATEGORY AND EXPENDITURE OBJECT	2020-21 ACTUAL	2021-22 ACTUAL	2022-23 RECOMMENDED BUDGET	2022-23 ADOPTED BUDGET
<b>REVENUES</b>				
CHARGES FOR CURRENT SERVICES	\$204,649	\$234,463	\$164,673	\$164,673
<b>TOTAL REVENUES</b>	<b>204,649</b>	<b>234,463</b>	<b>164,673</b>	<b>164,673</b>
<b>EXPENSES</b>				
SERVICES & SUPPLIES	146,948	174,078	297,000	309,465
OTHER CHARGES	23,223	41,931	14,911	14,911
<b>TOTAL EXPENSES</b>	<b>170,171</b>	<b>216,009</b>	<b>311,911</b>	<b>324,376</b>
<b>NET COUNTY RETURN/(COST)</b>	<b>\$34,478</b>	<b>\$18,454</b>	<b>(\$147,238)</b>	<b>(\$159,703)</b>

**DESCRIPTION:**

This account is used to capture all data processing expenditures related to the financial, payroll, budgeting, auditing, and check processing functions performed by the Department of Finance.

COUNTY OF GLENN  
 FINANCING SOURCES AND USES BY BUDGET UNIT BY OBJECT  
 GOVERNMENTAL FUNDS  
 FISCAL YEAR 2022-23

BUDGET UNIT: **01051000 TITLE III FOREST RESERVES** HUMBERTO MEDINA, CPA  
 FUNCTION: GENERAL GOVERNMENT DIRECTOR OF FINANCE  
 ACTIVITY: OTHER GENERAL

DETAIL BY REVENUE CATEGORY AND EXPENDITURE OBJECT	2020-21 ACTUAL	2021-22 ACTUAL	2022-23 RECOMMENDED BUDGET	2022-23 ADOPTED BUDGET
<b>REVENUES</b>				
USE OF MONEY & PROPERTY	\$1,472	\$824	\$2,000	\$2,000
INTERGOVERNMENTAL REVENUE	17,370	21,442	17,000	17,000
<b>TOTAL REVENUES</b>	<b>18,842</b>	<b>22,266</b>	<b>19,000</b>	<b>19,000</b>
<b>EXPENSES</b>				
SERVICES & SUPPLIES	8,022	68	0	25,000
FIXED ASSETS				
EQUIPMENT	97,197	0	0	75,000
<b>TOTAL EXPENSES</b>	<b>105,219</b>	<b>68</b>	<b>0</b>	<b>100,000</b>
<b>NET COUNTY RETURN/(COST)</b>	<b>(\$86,377)</b>	<b>\$22,198</b>	<b>\$19,000</b>	<b>(\$81,000)</b>

**DESCRIPTION:**

This fund is used to account for revenues earmarked for projects that support National Forests activities. Authorized uses include payments to: 1) carryout activities under the Firewise Communities program; 2) reimburse the participating county for search and rescue and other emergency services, including firefighting and law enforcement patrols; 3) cover training costs and equipment purchases directly related to the emergency services described in item 2 above (i.e. easement purchases); and 4) develop and carryout community wildlife protection plans (i.e. community service work camps, forest-related educational opportunities, fire prevention and county planning and community forestry).

COUNTY OF GLENN  
 FINANCING SOURCES AND USES BY BUDGET UNIT BY OBJECT  
 GOVERNMENTAL FUNDS  
 FISCAL YEAR 2022-23

BUDGET UNIT: **01051080 SAFETY PROJECTS** LINDA DURRER  
 FUNCTION: GENERAL GOVERNMENT PERSONNEL DIRECTOR  
 ACTIVITY: OTHER GENERAL

DETAIL BY REVENUE CATEGORY AND EXPENDITURE OBJECT	2020-21 ACTUAL	2021-22 ACTUAL	2022-23 RECOMMENDED BUDGET	2022-23 ADOPTED BUDGET
<b>REVENUES</b>				
USE OF MONEY & PROPERTY	\$1,003	\$692	\$0	\$0
INTERGOVERNMENTAL REVENUE	0	0	0	0
MISCELLANEOUS REVENUES	76,050	75,000	76,000	76,000
<b>TOTAL REVENUES</b>	<b>77,053</b>	<b>75,692</b>	<b>76,000</b>	<b>76,000</b>
<b>EXPENSES</b>				
SERVICES & SUPPLIES	3,910	3,780	94,300	94,300
OTHER FINANCING USES	62,656	66,669	50,000	50,000
<b>TOTAL EXPENSES</b>	<b>66,566</b>	<b>70,449</b>	<b>144,300</b>	<b>144,300</b>
<b>NET COUNTY RETURN/(COST)</b>	<b>\$10,487</b>	<b>\$5,243</b>	<b>(\$68,300)</b>	<b>(\$68,300)</b>

**DESCRIPTION:**

The Risk Management Accreditation Program (RMAP) is a program offered through Golden State Risk Management Authority (GSRMA). GSRMA members apply for consideration for funding on an annual basis. Approval is based on meeting a pre-determined set of criteria related to the member's safety program. The program was designed by GSRMA in an effort to create behavioral change by their member agency's Board and employees toward safety and loss prevention and to improve each member agency's loss prevention and safety programs.

COUNTY OF GLENN  
 FINANCING SOURCES AND USES BY BUDGET UNIT BY OBJECT  
 GOVERNMENTAL FUNDS  
 FISCAL YEAR 2022-23

BUDGET UNIT: **01051120 CENTRAL SVCS - FACILITIES** SCOTT H. DE MOSS  
 FUNCTION: GENERAL GOVERNMENT CLERK OF THE BOARD  
 ACTIVITY: PROPERTY

DETAIL BY REVENUE CATEGORY AND EXPENDITURE OBJECT	2020-21 ACTUAL	2021-22 ACTUAL	2022-23 RECOMMENDED BUDGET	2022-23 ADOPTED BUDGET
<b>REVENUES</b>				
USE OF MONEY & PROPERTY	(\$399)	\$0	\$0	\$0
INTERGOVERNMENTAL REVENUE	25,226	0	0	0
CHARGES FOR CURRENT SERVICES	1,253,147	0	0	0
MISCELLANEOUS REVENUES	765	0	0	0
<b>TOTAL REVENUES</b>	<b>1,278,739</b>	<b>0</b>	<b>0</b>	<b>0</b>
<b>EXPENSES</b>				
SALARIES & BENEFITS	1,283,904	0	0	0
SERVICES & SUPPLIES	(1,256)	0	0	0
<b>TOTAL EXPENSES</b>	<b>1,282,648</b>	<b>0</b>	<b>0</b>	<b>0</b>
<b>NET COUNTY RETURN/(COST)</b>	<b>(\$3,909)</b>	<b>\$0</b>	<b>\$0</b>	<b>\$0</b>

**DESCRIPTION:**

Central Services Payroll account for County Facilities was created in order to capture salaries and benefits costs to directly charge departments for services provided by the Facilities staff. Separating direct charge services from general county expenses reduces the activities in the countywide A-87 cost allocation plan and provides departments the ability to pay for services in the same year the services were provided. This fund was consolidated with 01051195 General Services in the FY21-22 proposal.

COUNTY OF GLENN  
 FINANCING SOURCES AND USES BY BUDGET UNIT BY OBJECT  
 GOVERNMENTAL FUNDS  
 FISCAL YEAR 2022-23

BUDGET UNIT: **01051122 CENTRAL SVCS - FLEET** SCOTT H. DE MOSS  
 FUNCTION: GENERAL GOVERNMENT CLERK OF THE BOARD  
 ACTIVITY: PROPERTY

DETAIL BY REVENUE CATEGORY AND EXPENDITURE OBJECT	2020-21 ACTUAL	2021-22 ACTUAL	2022-23 RECOMMENDED BUDGET	2022-23 ADOPTED BUDGET
<b>REVENUES</b>				
USE OF MONEY & PROPERTY	(\$389)	\$0	\$0	\$0
CHARGES FOR CURRENT SERVICES	429,949	0	0	0
MISCELLANEOUS REVENUES	656	0	0	0
<b>TOTAL REVENUES</b>	<b>430,216</b>	<b>0</b>	<b>0</b>	<b>0</b>
<b>EXPENSES</b>				
SALARIES & BENEFITS	431,440	0	0	0
SERVICES & SUPPLIES	400	0	0	0
<b>TOTAL EXPENSES</b>	<b>431,840</b>	<b>0</b>	<b>0</b>	<b>0</b>
<b>NET COUNTY RETURN/(COST)</b>	<b>(\$1,624)</b>	<b>\$0</b>	<b>\$0</b>	<b>\$0</b>

**DESCRIPTION:**

Central Services Payroll account for Fleet Service Center. This budget unit contains the salaries and benefits of the Fleet Operations staff. Costs of operation and maintenance of all light fleet vehicles are recovered on a per-mile fee charge based on a minimum of 600 miles per month. Fleet Management's primary objective is to control the overall cost of operating the County fleet of vehicles and equipment in a manner that extends their useful life. Fleet Operations is responsible for managing the County's light, heavy and equipment fleet, providing reliable and safe transportation, purchasing vehicles to meet the operational needs of departments, maintaining, servicing and repairing vehicles and monitoring the use of vehicles in accordance with policies established by the Board of Supervisors. Mileage rates, along with shop rates, are adjusted annually to reflect the actual cost of maintaining fleet vehicles. This fund was consolidated with 01051195 General Services in the FY21-22 proposal.

COUNTY OF GLENN  
 FINANCING SOURCES AND USES BY BUDGET UNIT BY OBJECT  
 GOVERNMENTAL FUNDS  
 FISCAL YEAR 2022-23

BUDGET UNIT: **01051195 GENERAL SERVICES** SCOTT H. DE MOSS  
 FUNCTION: GENERAL GOVERNMENT CLERK OF THE BOARD  
 ACTIVITY: OTHER GENERAL

DETAIL BY REVENUE CATEGORY AND EXPENDITURE OBJECT	2020-21 ACTUAL	2021-22 ACTUAL	2022-23 RECOMMENDED BUDGET	2022-23 ADOPTED BUDGET
<b>REVENUES</b>				
USE OF MONEY & PROPERTY	(\$251)	(\$444)	\$0	\$0
INTERGOVERNMENTAL REVENUE	1,813	0	0	0
CHARGES FOR CURRENT SERVICES	235,066	2,286,883	2,343,975	2,534,078
MISCELLANEOUS REVENUES	17	1,444	104,261	104,261
<b>TOTAL REVENUES</b>	<b>236,645</b>	<b>2,287,883</b>	<b>2,448,236</b>	<b>2,638,339</b>
<b>EXPENSES</b>				
SALARIES & BENEFITS	201,055	2,226,718	2,343,975	2,533,258
SERVICES & SUPPLIES	4,849	15,153	22,928	20,891
OTHER CHARGES	11,414	17,071	81,333	84,190
<b>TOTAL EXPENSES</b>	<b>217,318</b>	<b>2,258,942</b>	<b>2,448,236</b>	<b>2,638,339</b>
<b>NET COUNTY RETURN/(COST)</b>	<b>\$19,327</b>	<b>\$28,941</b>	<b>\$0</b>	<b>\$0</b>

**DESCRIPTION:**

General Services consists of the administrative staff and overhead expenses related to the administration of the IT, Facilities, and Fleet Operations, In-House Projects and capital projects funds. Staff in this budget unit also provide oversight and assistance to the County Administrative Office, it's departments as well as countywide purchasing, data processing and other various countywide efforts and projects.



COUNTY OF GLENN  
 FINANCING SOURCES AND USES BY BUDGET UNIT BY OBJECT  
 GOVERNMENTAL FUNDS  
 FISCAL YEAR 2022-23

BUDGET UNIT: **01052000 DEVELOPMENT IMPACT FEES** SCOTT H. DE MOSS  
 FUNCTION: GENERAL GOVERNMENT CLERK OF THE BOARD  
 ACTIVITY: PLANT ACQUISITION

DETAIL BY REVENUE CATEGORY AND EXPENDITURE OBJECT	2020-21 ACTUAL	2021-22 ACTUAL	2022-23 RECOMMENDED BUDGET	2022-23 ADOPTED BUDGET
<b>REVENUES</b>				
USE OF MONEY & PROPERTY	\$7,440	\$5,294	\$4,500	\$4,500
<b>TOTAL REVENUES</b>	<b>7,440</b>	<b>5,294</b>	<b>4,500</b>	<b>4,500</b>
<b>EXPENSES</b>				
SERVICES & SUPPLIES	0	0	500	500
<b>TOTAL EXPENSES</b>	<b>0</b>	<b>0</b>	<b>500</b>	<b>500</b>
<b>NET COUNTY RETURN/(COST)</b>	<b>\$7,440</b>	<b>\$5,294</b>	<b>\$4,000</b>	<b>\$4,000</b>

**DESCRIPTION:**

The Development Impact Fees fund was established to record the amount of impact fees collected from new development projects within the County.

COUNTY OF GLENN  
 FINANCING SOURCES AND USES BY BUDGET UNIT BY OBJECT  
 GOVERNMENTAL FUNDS  
 FISCAL YEAR 2022-23

BUDGET UNIT: **01052091 DEV IMPACT FEE-LAW ENFORCEMENT** SCOTT H. DE MOSS  
 FUNCTION: GENERAL GOVERNMENT CLERK OF THE BOARD  
 ACTIVITY: PLANT ACQUISITION

DETAIL BY REVENUE CATEGORY AND EXPENDITURE OBJECT	2020-21 ACTUAL	2021-22 ACTUAL	2022-23 RECOMMENDED BUDGET	2022-23 ADOPTED BUDGET
<b>REVENUES</b>				
CHARGES FOR CURRENT SERVICES	\$5,377	\$8,192	\$6,500	\$6,500
<b>TOTAL REVENUES</b>	<b>5,377</b>	<b>8,192</b>	<b>6,500</b>	<b>6,500</b>
<b>EXPENSES</b>				
SERVICES & SUPPLIES	16	0	500	500
<b>TOTAL EXPENSES</b>	<b>16</b>	<b>0</b>	<b>500</b>	<b>500</b>
<b>NET COUNTY RETURN/(COST)</b>	<b>\$5,361</b>	<b>\$8,192</b>	<b>\$6,000</b>	<b>\$6,000</b>

**DESCRIPTION:**

The Development Impact Fees fund was established to record the amount of impact fees collected from new development projects within the County. Separate budget units were established to split the fees collected across various public safety programs such as Law Enforcement, Correctional Facilities, District Attorney and Probation.

COUNTY OF GLENN  
 FINANCING SOURCES AND USES BY BUDGET UNIT BY OBJECT  
 GOVERNMENTAL FUNDS  
 FISCAL YEAR 2022-23

BUDGET UNIT: **01052092 DEV IMPACT FEE-CORRECTIONAL FACILITIES** SCOTT H. DE MOSS  
 FUNCTION: GENERAL GOVERNMENT CLERK OF THE BOARD  
 ACTIVITY: PLANT ACQUISITION

DETAIL BY REVENUE CATEGORY AND EXPENDITURE OBJECT	2020-21 ACTUAL	2021-22 ACTUAL	2022-23 RECOMMENDED BUDGET	2022-23 ADOPTED BUDGET
<b>REVENUES</b>				
CHARGES FOR CURRENT SERVICES	\$21,175	\$45,509	\$35,000	\$35,000
<b>TOTAL REVENUES</b>	<b>21,175</b>	<b>45,509</b>	<b>35,000</b>	<b>35,000</b>
<b>EXPENSES</b>				
SERVICES & SUPPLIES	56	0	500	500
<b>TOTAL EXPENSES</b>	<b>56</b>	<b>0</b>	<b>500</b>	<b>500</b>
<b>NET COUNTY RETURN/(COST)</b>	<b>\$21,119</b>	<b>\$45,509</b>	<b>\$34,500</b>	<b>\$34,500</b>

**DESCRIPTION:**

The Development Impact Fees fund was established to record the amount of impact fees collected from new development projects within the County. Separate budget units were established to split the fees collected across various public safety programs such as Law Enforcement, Correctional Facilities, District Attorney and Probation.

COUNTY OF GLENN  
 FINANCING SOURCES AND USES BY BUDGET UNIT BY OBJECT  
 GOVERNMENTAL FUNDS  
 FISCAL YEAR 2022-23

BUDGET UNIT: **01052093 DEV IMPACT FEE-DISTRICT ATTORNEY** SCOTT H. DE MOSS  
 FUNCTION: GENERAL GOVERNMENT CLERK OF THE BOARD  
 ACTIVITY: PLANT ACQUISITION

DETAIL BY REVENUE CATEGORY AND EXPENDITURE OBJECT	2020-21 ACTUAL	2021-22 ACTUAL	2022-23 RECOMMENDED BUDGET	2022-23 ADOPTED BUDGET
<b>REVENUES</b>				
CHARGES FOR CURRENT SERVICES	\$1,250	\$2,764	\$2,000	\$2,000
<b>TOTAL REVENUES</b>	<b>1,250</b>	<b>2,764</b>	<b>2,000</b>	<b>2,000</b>
<b>EXPENSES</b>				
SERVICES & SUPPLIES	3	0	500	500
<b>TOTAL EXPENSES</b>	<b>3</b>	<b>0</b>	<b>500</b>	<b>500</b>
<b>NET COUNTY RETURN/(COST)</b>	<b>\$1,247</b>	<b>\$2,764</b>	<b>\$1,500</b>	<b>\$1,500</b>

**DESCRIPTION:**

The Development Impact Fees fund was established to record the amount of impact fees collected from new development projects within the County. Separate budget units were established to split the fees collected across various public safety programs such as Law Enforcement, Correctional Facilities, District Attorney and Probation.

COUNTY OF GLENN  
 FINANCING SOURCES AND USES BY BUDGET UNIT BY OBJECT  
 GOVERNMENTAL FUNDS  
 FISCAL YEAR 2022-23

BUDGET UNIT: **01052094 DEV IMPACT FEE-PROBATION** SCOTT H. DE MOSS  
 FUNCTION: GENERAL GOVERNMENT CLERK OF THE BOARD  
 ACTIVITY: PLANT ACQUISITION

DETAIL BY REVENUE CATEGORY AND EXPENDITURE OBJECT	2020-21 ACTUAL	2021-22 ACTUAL	2022-23 RECOMMENDED BUDGET	2022-23 ADOPTED BUDGET
<b>REVENUES</b>				
CHARGES FOR CURRENT SERVICES	\$6,288	\$12,339	\$9,500	\$9,500
<b>TOTAL REVENUES</b>	<b>6,288</b>	<b>12,339</b>	<b>9,500</b>	<b>9,500</b>
<b>EXPENSES</b>				
SERVICES & SUPPLIES	7,524	0	500	500
<b>TOTAL EXPENSES</b>	<b>7,524</b>	<b>0</b>	<b>500</b>	<b>500</b>
<b>NET COUNTY RETURN/(COST)</b>	<b>(\$1,236)</b>	<b>\$12,339</b>	<b>\$9,000</b>	<b>\$9,000</b>

**DESCRIPTION:**

The Development Impact Fees fund was established to record the amount of impact fees collected from new development projects within the County. Separate budget units were established to split the fees collected across various public safety programs such as Law Enforcement, Correctional Facilities, District Attorney and Probation.

COUNTY OF GLENN  
 FINANCING SOURCES AND USES BY BUDGET UNIT BY OBJECT  
 GOVERNMENTAL FUNDS  
 FISCAL YEAR 2022-23

BUDGET UNIT: **01053440 PROPERTY CHARACTERISTICS** SENDY PEREZ  
 FUNCTION: GENERAL GOVERNMENT ASSESSOR, CLERK-RECORDER  
 ACTIVITY: FINANCE

DETAIL BY REVENUE CATEGORY AND EXPENDITURE OBJECT	2020-21 ACTUAL	2021-22 ACTUAL	2022-23 RECOMMENDED BUDGET	2022-23 ADOPTED BUDGET
<b>REVENUES</b>				
USE OF MONEY & PROPERTY	\$692	\$491	\$0	\$0
CHARGES FOR CURRENT SERVICES	2,809	9,903	5,000	5,000
<b>TOTAL REVENUES</b>	<b>3,501</b>	<b>10,394</b>	<b>5,000</b>	<b>5,000</b>
<b>EXPENSES</b>				
SERVICES & SUPPLIES	0	(65)	0	0
OTHER FINANCING USES	0	4,550	0	0
<b>TOTAL EXPENSES</b>	<b>0</b>	<b>4,485</b>	<b>0</b>	<b>0</b>
<b>NET COUNTY RETURN/(COST)</b>	<b>\$3,501</b>	<b>\$5,909</b>	<b>\$5,000</b>	<b>\$5,000</b>

**DESCRIPTION:**

This account is used to record the revenue received from the sale of the county assessment roll information, plat maps, screen prints, etc. The revenue used to cover expenses incurred by the Assessor's Office in maintaining the assessment roll data.

COUNTY OF GLENN  
 FINANCING SOURCES AND USES BY BUDGET UNIT BY OBJECT  
 GOVERNMENTAL FUNDS  
 FISCAL YEAR 2022-23

BUDGET UNIT: **01054620 CAL BOAT LAUNCHING** SCOTT H. DE MOSS  
 FUNCTION: GENERAL GOVERNMENT CLERK OF THE BOARD  
 ACTIVITY: PROPERTY

DETAIL BY REVENUE CATEGORY AND EXPENDITURE OBJECT	2020-21 ACTUAL	2021-22 ACTUAL	2022-23 RECOMMENDED BUDGET	2022-23 ADOPTED BUDGET
<b>REVENUES</b>				
LICENSES & PERMITS	\$18,628	\$18,187	\$25,000	\$25,000
FINES, FORFEITURES & PENALTIES	110	112	0	0
USE OF MONEY & PROPERTY	149	200	0	0
OTHER FINANCING SOURCES	0	25,000	25,000	25,000
<b>TOTAL REVENUES</b>	<b>18,887</b>	<b>43,499</b>	<b>50,000</b>	<b>50,000</b>
<b>EXPENSES</b>				
SERVICES & SUPPLIES	32,321	26,493	43,750	43,750
OTHER CHARGES	4,791	4,927	6,250	6,250
<b>TOTAL EXPENSES</b>	<b>37,112</b>	<b>31,420</b>	<b>50,000</b>	<b>50,000</b>
<b>NET COUNTY RETURN/(COST)</b>	<b>(\$18,225)</b>	<b>\$12,079</b>	<b>\$0</b>	<b>\$0</b>

**DESCRIPTION:**

This provides for the operation and maintenance of the boat launch facilities under the control of Glenn County. Launch facilities are located on the Sacramento River at Ord Bend and Butte City. A fee for launching & retrieval of boats is imposed and collected at the site or an annual unlimited use permit may be purchased at the General Facilities office.

COUNTY OF GLENN  
 FINANCING SOURCES AND USES BY BUDGET UNIT BY OBJECT  
 GOVERNMENTAL FUNDS  
 FISCAL YEAR 2022-23

BUDGET UNIT: **01054630 CLEAN CALIFORNIA** SCOTT H. DE MOSS  
 FUNCTION: GENERAL GOVERNMENT CLERK OF THE BOARD  
 ACTIVITY: PROPERTY

DETAIL BY REVENUE CATEGORY AND EXPENDITURE OBJECT	2020-21 ACTUAL	2021-22 ACTUAL	2022-23 RECOMMENDED BUDGET	2022-23 ADOPTED BUDGET
<b>REVENUES</b>				
INTERGOVERNMENTAL REVENUE	\$0	\$0	\$3,704,358	\$3,704,358
<b>TOTAL REVENUES</b>	<b>0</b>	<b>0</b>	<b>3,704,358</b>	<b>3,704,358</b>
<b>EXPENSES</b>				
SERVICES & SUPPLIES	0	0	3,819,358	3,819,358
<b>TOTAL EXPENSES</b>	<b>0</b>	<b>0</b>	<b>3,819,358</b>	<b>3,819,358</b>
<b>NET COUNTY RETURN/(COST)</b>	<b>\$0</b>	<b>\$0</b>	<b>(\$115,000)</b>	<b>(\$115,000)</b>

**DESCRIPTION:**

Clean California Grant, the Clean California Local Grant Program managed by The California Department of Transportation (Caltrans) funds a wide range of community enhancements, such as litter abatement, landscaping and art installations, greening, and community identification projects. The total award for Glenn County was \$4,480,790 for improvements at three locations. The Glenn County application focused on three parks located in Glenn County which include, Willows Memorial Park, Orland Memorial Park and Walker Creek Park. Improvements will include repair, replacement and installation of pathways, picnic tables, benches, waste/recycle containers, parking stalls, trees, dry-scaping, monuments, signs, lighting, architectural fencing and a playground. All of the improvements will be in accordance with the Americans with Disabilities Act (ADA), which will all allow access to amenities to those with disabilities.



COUNTY OF GLENN  
 FINANCING SOURCES AND USES BY BUDGET UNIT BY OBJECT  
 GOVERNMENTAL FUNDS  
 FISCAL YEAR 2022-23

BUDGET UNIT: **01057010 PER CAPITA GRANT - PARKS** SCOTT H. DE MOSS  
 FUNCTION: GENERAL GOVERNMENT CLERK OF THE BOARD  
 ACTIVITY: PROPERTY

DETAIL BY REVENUE CATEGORY AND EXPENDITURE OBJECT	2020-21 ACTUAL	2021-22 ACTUAL	2022-23 RECOMMENDED BUDGET	2022-23 ADOPTED BUDGET
<b>REVENUES</b>				
USE OF MONEY & PROPERTY	\$0	(\$4)	\$0	\$0
INTERGOVERNMENTAL REVENUE	0	0	312,000	312,000
<b>TOTAL REVENUES</b>	<b>0</b>	<b>0</b>	<b>312,000</b>	<b>312,000</b>
<b>EXPENSES</b>				
SERVICES & SUPPLIES	0	33,692	322,000	322,000
<b>TOTAL EXPENSES</b>	<b>0</b>	<b>33,692</b>	<b>322,000</b>	<b>322,000</b>
<b>NET COUNTY RETURN/(COST)</b>	<b>\$0</b>	<b>(\$33,692)</b>	<b>(\$10,000)</b>	<b>(\$10,000)</b>

**DESCRIPTION:**

Per Capita Grant funds are available for local park rehabilitation, creation, and improvement grants to local governments on a per capita basis. Grant recipients are encouraged to utilize awards to rehabilitate existing infrastructure and to address deficiencies in neighborhoods lacking access to the outdoors (PRC §80061(a)). Glenn County improvements will focus on the Hamilton City Park and include repair, replacement installation of pathways, picnic tables, benches, waste/recycle containers, restrooms and parking stalls. The objective is to bring the Hamilton City Park into compliance with the Americans with Disabilities Act.

COUNTY OF GLENN  
 FINANCING SOURCES AND USES BY BUDGET UNIT BY OBJECT  
 GOVERNMENTAL FUNDS  
 FISCAL YEAR 2022-23

BUDGET UNIT: **01054840 MEMORIAL HALL** BRANDON THOMPSON  
 FUNCTION: GENERAL GOVERNMENT CHIEF PROBATION OFFICER &  
 ACTIVITY: PROPERTY VETERANS SERVICES OFFICER

DETAIL BY REVENUE CATEGORY AND EXPENDITURE OBJECT	2020-21 ACTUAL	2021-22 ACTUAL	2022-23 RECOMMENDED BUDGET	2022-23 ADOPTED BUDGET
<b>REVENUES</b>				
USE OF MONEY & PROPERTY	\$46,762	\$96,252	\$28,900	\$28,900
INTERGOVERNMENTAL REVENUE	138,087	0	0	0
OTHER FINANCING SOURCES	0	0	113,440	113,440
<b>TOTAL REVENUES</b>	<b>184,849</b>	<b>96,252</b>	<b>142,340</b>	<b>142,340</b>
<b>EXPENSES</b>				
SERVICES & SUPPLIES	662	18,098	21,698	23,330
OTHER CHARGES	93,830	158,031	120,642	120,642
FIXED ASSETS				
STRUCTURES & IMPROVEMENTS	16,106	36,533	0	0
<b>TOTAL EXPENSES</b>	<b>110,598</b>	<b>212,662</b>	<b>142,340</b>	<b>143,972</b>
<b>NET COUNTY RETURN/(COST)</b>	<b>\$74,251</b>	<b>(\$116,410)</b>	<b>\$0</b>	<b>(\$1,632)</b>

**DESCRIPTION:**

The Memorial Hall fund was established for any hall related maintenance costs for both the Orland & Willows Memorial Hall facilities. Rental fees and retained cleaning deposits are the source of funding for this account.

COUNTY OF GLENN  
 FINANCING SOURCES AND USES BY BUDGET UNIT BY OBJECT  
 GOVERNMENTAL FUNDS  
 FISCAL YEAR 2022-23

BUDGET UNIT: **01301131 A.C.O. - ACQUISITION FUND** HUMBERTO MEDINA, CPA  
 FUNCTION: GENERAL GOVERNMENT DIRECTOR OF FINANCE  
 ACTIVITY: PLANT ACQUISITION

DETAIL BY REVENUE CATEGORY AND EXPENDITURE OBJECT	2020-21 ACTUAL	2021-22 ACTUAL	2022-23 RECOMMENDED BUDGET	2022-23 ADOPTED BUDGET
<b>REVENUES</b>				
USE OF MONEY & PROPERTY	\$1,690	\$726	\$750	\$750
MISCELLANEOUS REVENUES	0	0	0	0
OTHER FINANCING SOURCES	0	0	0	0
<b>TOTAL REVENUES</b>	<b>1,690</b>	<b>726</b>	<b>750</b>	<b>750</b>
<b>EXPENSES</b>				
FIXED ASSETS				
STRUCTURES & IMPROVEMENTS	3,073	44,190	82,139	82,139
<b>TOTAL EXPENSES</b>	<b>3,073</b>	<b>44,190</b>	<b>82,139</b>	<b>82,139</b>
<b>NET COUNTY RETURN/(COST)</b>	<b>(\$1,383)</b>	<b>(\$43,464)</b>	<b>(\$81,389)</b>	<b>(\$81,389)</b>

**DESCRIPTION:**

This fund is used to account for financial resources related to the acquisition of solar & HVAC equipment for installation at County-owned facilities.

COUNTY OF GLENN  
FINANCING SOURCES AND USES BY BUDGET UNIT BY OBJECT  
GOVERNMENTAL FUNDS  
FISCAL YEAR 2022-23

BUDGET UNIT: **01401140 ADVERTISING COUNTY RESOURCES** SCOTT H. DE MOSS  
FUNCTION: GENERAL GOVERNMENT COUNTY ADMINISTRATIVE  
ACTIVITY: PROMOTION OFFICER

DETAIL BY REVENUE CATEGORY AND EXPENDITURE OBJECT	2020-21 ACTUAL	2021-22 ACTUAL	2022-23 RECOMMENDED BUDGET	2022-23 ADOPTED BUDGET
<b>REVENUES</b>				
INTERGOVERNMENTAL REVENUE	\$300,053	\$7,500	\$0	\$0
CHARGES FOR CURRENT SERVICES	32,500	32,500	32,500	32,500
MISCELLANEOUS REVENUES	6,300	0	0	0
OTHER FINANCING SOURCES	18,630	25,500	46,369	46,369
<b>TOTAL REVENUES</b>	<b>357,483</b>	<b>65,500</b>	<b>78,869</b>	<b>78,869</b>
<b>EXPENSES</b>				
SALARIES & BENEFITS	18,300	12,379	12,957	12,957
SERVICES & SUPPLIES	318,342	3,352	60,750	60,750
OTHER CHARGES	5,548	4,264	6,900	6,900
OTHER FINANCING USES	(18,630)	0	0	0
<b>TOTAL EXPENSES</b>	<b>323,560</b>	<b>19,995</b>	<b>80,607</b>	<b>80,607</b>
<b>NET COUNTY RETURN/(COST)</b>	<b>\$33,923</b>	<b>\$45,505</b>	<b>(\$1,738)</b>	<b>(\$1,738)</b>

**DESCRIPTION:**

The County Marketing & Development Fund, formerly known as Advertising is responsible for the development, coordination and management of county programs, promoting private and public sector relations and planning for employment generating activities and services to ensure ample opportunities exist within Glenn County. The purposes of these activities are to provide technical assistance to businesses to promote a favorable business climate and expand job opportunities throughout the County.

COUNTY OF GLENN  
 FINANCING SOURCES AND USES BY BUDGET UNIT BY OBJECT  
 GOVERNMENTAL FUNDS  
 FISCAL YEAR 2022-23

BUDGET UNIT: **01751135 COURT CONSOLIDATION** SCOTT H. DE MOSS  
 FUNCTION: GENERAL GOVERNMENT CLERK OF THE BOARD  
 ACTIVITY: PLANT ACQUISITION

DETAIL BY REVENUE CATEGORY AND EXPENDITURE OBJECT	2020-21 ACTUAL	2021-22 ACTUAL	2022-23 RECOMMENDED BUDGET	2022-23 ADOPTED BUDGET
EXPENSES				
OTHER FINANCING USES	\$65,119	\$0	\$300,759	\$300,759
TOTAL EXPENSES	65,119	0	300,759	300,759
NET COUNTY RETURN/(COST)	(\$65,119)	\$0	(\$300,759)	(\$300,759)

**DESCRIPTION:**

The County transferred title of the Courthouse to the State of California in fiscal year 2011-12. County departments such as the Board of Supervisors, Clerk-Recorder that were located inside the courthouse and various departments that used the basement of the courthouse for record storage were required to relocate. This capital project was established to record the relocation activities.

COUNTY OF GLENN  
 FINANCING SOURCES AND USES BY BUDGET UNIT BY OBJECT  
 GOVERNMENTAL FUNDS  
 FISCAL YEAR 2022-23

BUDGET UNIT: **01751150 DEPARTMENT RELOCATION** SCOTT H. DE MOSS  
 FUNCTION: GENERAL GOVERNMENT CLERK OF THE BOARD  
 ACTIVITY: PLANT ACQUISITION

DETAIL BY REVENUE CATEGORY AND EXPENDITURE OBJECT	2020-21 ACTUAL	2021-22 ACTUAL	2022-23 RECOMMENDED BUDGET	2022-23 ADOPTED BUDGET
<b>REVENUES</b>				
USE OF MONEY & PROPERTY	\$430	\$417	\$0	\$0
CHARGES FOR CURRENT SERVICES	31,064	0	0	0
<b>TOTAL REVENUES</b>	<b>31,494</b>	<b>417</b>	<b>0</b>	<b>0</b>
<b>EXPENSES</b>				
OTHER FINANCING USES	0	0	50,000	50,000
<b>TOTAL EXPENSES</b>	<b>0</b>	<b>0</b>	<b>50,000</b>	<b>50,000</b>
<b>NET COUNTY RETURN/(COST)</b>	<b>\$31,494</b>	<b>\$417</b>	<b>(\$50,000)</b>	<b>(\$50,000)</b>

**DESCRIPTION:**

The County transferred title of the Courthouse to the State of California in fiscal year 2011-12. County departments such as the Board of Supervisors, Clerk-Recorder that were located inside the courthouse and various departments that used the basement of the courthouse for record storage were required to relocate. This capital project was established to record the relocation activities.

COUNTY OF GLENN  
 FINANCING SOURCES AND USES BY BUDGET UNIT BY OBJECT  
 GOVERNMENTAL FUNDS  
 FISCAL YEAR 2022-23

BUDGET UNIT: **02650000 UNCLAIMED FUNDS** HUMBERTO MEDINA, CPA  
 FUNCTION: GENERAL GOVERNMENT DIRECTOR OF FINANCE  
 ACTIVITY: OTHER GENERAL

DETAIL BY REVENUE CATEGORY AND EXPENDITURE OBJECT	2020-21 ACTUAL	2021-22 ACTUAL	2022-23 RECOMMENDED BUDGET	2022-23 ADOPTED BUDGET
EXPENSES				
SERVICES & SUPPLIES	0	(16)	0	0
TOTAL EXPENSES	0	(16)	0	0
NET COUNTY RETURN/(COST)	\$0	\$16	\$0	\$0

**DESCRIPTION:**

This fund is for the expenses related the posting of Unclaimed funds.

COUNTY OF GLENN  
 FINANCING SOURCES AND USES BY BUDGET UNIT BY OBJECT  
 GOVERNMENTAL FUNDS  
 FISCAL YEAR 2022-23

BUDGET UNIT: **02261121 ADA CAPITAL IMPROVEMENT GRANT** SCOTT H. DE MOSS  
 FUNCTION: GENERAL GOVERNMENT CLERK OF THE BOARD  
 ACTIVITY: PROPERTY

DETAIL BY REVENUE CATEGORY AND EXPENDITURE OBJECT	2020-21 ACTUAL	2021-22 ACTUAL	2022-23 RECOMMENDED BUDGET	2022-23 ADOPTED BUDGET
<b>REVENUES</b>				
USE OF MONEY & PROPERTY	(\$1,883)	(\$35)	\$0	\$0
INTERGOVERNMENTAL REVENUE	618,797	45,516	0	0
CHARGES FOR CURRENT SERVICES	0	0	0	0
MISCELLANEOUS REVENUES	0	0	0	0
<b>TOTAL REVENUES</b>	<b>616,914</b>	<b>45,481</b>	<b>0</b>	<b>0</b>
<b>EXPENSES</b>				
SERVICES & SUPPLIES	9,521	0	0	0
FIXED ASSETS				
STRUCTURES & IMPROVEMENTS	325,377	33,217	0	0
<b>TOTAL EXPENSES</b>	<b>334,898</b>	<b>33,217</b>	<b>0</b>	<b>0</b>
<b>NET COUNTY RETURN/(COST)</b>	<b>\$282,016</b>	<b>\$12,264</b>	<b>\$0</b>	<b>\$0</b>

**DESCRIPTION:**

Funds are available for local park rehabilitation, creation, and improvement grants to local governments on a per capita basis. Grant recipients are encouraged to utilize awards to rehabilitate existing infrastructure and to address deficiencies in neighborhoods lacking access to the outdoors.



COUNTY OF GLENN  
 FINANCING SOURCES AND USES BY BUDGET UNIT BY OBJECT  
 GOVERNMENTAL FUNDS  
 FISCAL YEAR 2022-23

BUDGET UNIT: **03442000 INDIGENT INTERMENT FUND** HUMBERTO MEDINA, CPA  
 FUNCTION: GENERAL GOVERNMENT DIRECTOR OF FINANCE  
 ACTIVITY: OTHER GENERAL

DETAIL BY REVENUE CATEGORY AND EXPENDITURE OBJECT	2020-21 ACTUAL	2021-22 ACTUAL	2022-23 RECOMMENDED BUDGET	2022-23 ADOPTED BUDGET
<b>REVENUES</b>				
USE OF MONEY & PROPERTY	\$0	\$13	\$25	\$25
<b>TOTAL REVENUES</b>	<b>0</b>	<b>13</b>	<b>25</b>	<b>25</b>
<b>EXPENSES</b>				
SERVICES & SUPPLIES	0	0	1,523	1,523
<b>TOTAL EXPENSES</b>	<b>0</b>	<b>0</b>	<b>1,523</b>	<b>1,523</b>
<b>NET COUNTY RETURN/(COST)</b>	<b>\$0</b>	<b>\$13</b>	<b>(\$1,498)</b>	<b>(\$1,498)</b>

**DESCRIPTION:**

This fund was established for the expenses related to the arrangement of burial of cremains for decedents that are unable to afford proper burial.

COUNTY OF GLENN  
 FINANCING SOURCES AND USES BY BUDGET UNIT BY OBJECT  
 GOVERNMENTAL FUNDS  
 FISCAL YEAR 2022-23

BUDGET UNIT: **04100000 LAW LIBRARY** WILLIAM J. VANASEK  
 FUNCTION: GENERAL GOVERNMENT COUNTY COUNSEL  
 ACTIVITY: COUNSEL

DETAIL BY REVENUE CATEGORY AND EXPENDITURE OBJECT	2020-21 ACTUAL	2021-22 ACTUAL	2022-23 RECOMMENDED BUDGET	2022-23 ADOPTED BUDGET
<b>REVENUES</b>				
USE OF MONEY & PROPERTY	\$1,028	\$669	\$205	\$205
CHARGES FOR CURRENT SERVICES	9,593	11,384	9,033	9,033
<b>TOTAL REVENUES</b>	<b>10,621</b>	<b>12,053</b>	<b>9,238</b>	<b>9,238</b>
<b>EXPENSES</b>				
SERVICES & SUPPLIES	4,010	6,595	9,486	9,486
OTHER CHARGES	5,164	5,339	835	835
<b>TOTAL EXPENSES</b>	<b>9,174</b>	<b>11,934</b>	<b>10,321</b>	<b>10,321</b>
<b>NET COUNTY RETURN/(COST)</b>	<b>\$1,447</b>	<b>\$119</b>	<b>(\$1,083)</b>	<b>(\$1,083)</b>

**DESCRIPTION:**

Funds collected through the court filing fee process are used to maintain the use of computer assisted legal research and information by the public and administrative services.

COUNTY OF GLENN  
 FINANCING SOURCES AND USES BY BUDGET UNIT BY OBJECT  
 GOVERNMENTAL FUNDS  
 FISCAL YEAR 2022-23

BUDGET UNIT: **04750000 ELECTIONS TRUST** SENDY PEREZ  
 FUNCTION: GENERAL GOVERNMENT ASSESSOR, CLERK-RECORDER  
 ACTIVITY: ELECTIONS

DETAIL BY REVENUE CATEGORY AND EXPENDITURE OBJECT	2020-21 ACTUAL	2021-22 ACTUAL	2022-23 RECOMMENDED BUDGET	2022-23 ADOPTED BUDGET
<b>REVENUES</b>				
USE OF MONEY & PROPERTY	\$1,345	\$1,520	\$0	\$0
CHARGES FOR CURRENT SERVICES	0	0	0	0
<b>TOTAL REVENUES</b>	<b>1,345</b>	<b>1,520</b>	<b>0</b>	<b>0</b>
<b>EXPENSES</b>				
OTHER FINANCING USES	0	0	0	0
<b>TOTAL EXPENSES</b>	<b>0</b>	<b>0</b>	<b>0</b>	<b>0</b>
<b>NET COUNTY RETURN/(COST)</b>	<b>\$1,345</b>	<b>\$1,520</b>	<b>\$0</b>	<b>\$0</b>

**DESCRIPTION:**

Candidate statement filing fees are posted to the Elections Trust and are used to cover the costs associated with conducting of an election.

COUNTY OF GLENN  
 FINANCING SOURCES AND USES BY BUDGET UNIT BY OBJECT  
 GOVERNMENTAL FUNDS  
 FISCAL YEAR 2022-23

BUDGET UNIT: **04760000 DRY PERIOD LOAN** HUMBERTO MEDINA, CPA  
 FUNCTION: GENERAL GOVERNMENT DIRECTOR OF FINANCE  
 ACTIVITY: OTHER GENERAL

DETAIL BY REVENUE CATEGORY AND EXPENDITURE OBJECT	2020-21 ACTUAL	2021-22 ACTUAL	2022-23 RECOMMENDED BUDGET	2022-23 ADOPTED BUDGET
REVENUES				
USE OF MONEY & PROPERTY	\$0	(\$5)	\$0	\$0
TOTAL REVENUES	0	(5)	0	0
NET COUNTY RETURN/(COST)	\$0	(\$5)	\$0	\$0

**DESCRIPTION:**

This fund is set up for the revenues related to the dry period loan financing.

COUNTY OF GLENN  
FINANCING SOURCES AND USES BY BUDGET UNIT BY OBJECT  
GOVERNMENTAL FUNDS  
FISCAL YEAR 2022-23

BUDGET UNIT:	<b>01012040 COURT REVENUES</b>			HUMBERTO MEDINA, CPA	
FUNCTION:	PUBLIC PROTECTION			DIRECTOR OF FINANCE	
ACTIVITY:	JUDICIAL				
DETAIL BY REVENUE CATEGORY AND EXPENDITURE OBJECT	2020-21 ACTUAL	2021-22 ACTUAL	2022-23 RECOMMENDED BUDGET	2022-23 ADOPTED BUDGET	
<b>REVENUES</b>					
FINES, FORFEITURES & PENALTIES	\$291,135	\$326,884	\$317,260	\$317,260	
CHARGES FOR CURRENT SERVICES	393,904	456,410	456,150	456,150	
MISCELLANEOUS REVENUES	1,758	1,320	2,000	2,000	
<b>TOTAL REVENUES</b>	<b>686,797</b>	<b>784,614</b>	<b>775,410</b>	<b>775,410</b>	
<b>EXPENSES</b>					
SERVICES & SUPPLIES	679,972	742,244	743,016	746,630	
OTHER CHARGES	4,062	604	2,152	2,152	
<b>TOTAL EXPENSES</b>	<b>684,034</b>	<b>742,848</b>	<b>745,168</b>	<b>748,782</b>	
<b>NET COUNTY RETURN/(COST)</b>	<b>\$2,763</b>	<b>\$41,766</b>	<b>\$30,242</b>	<b>\$26,628</b>	

**DESCRIPTION:**

This budget unit is used to record the portion of court fines revenue that are distributed to the County. The expenditures of this department include the County's annual maintenance of effort requirement to the State and court collections expenses.

COUNTY OF GLENN  
 FINANCING SOURCES AND USES BY BUDGET UNIT BY OBJECT  
 GOVERNMENTAL FUNDS  
 FISCAL YEAR 2022-23

BUDGET UNIT: **01012060 GRAND JURY** SCOTT H. DE MOSS  
 FUNCTION: PUBLIC PROTECTION COUNTY ADMINISTRATIVE OFFICER  
 ACTIVITY: JUDICIAL

DETAIL BY REVENUE CATEGORY AND EXPENDITURE OBJECT	2020-21 ACTUAL	2021-22 ACTUAL	2022-23 RECOMMENDED BUDGET	2022-23 ADOPTED BUDGET
<b>REVENUES</b>				
MISCELLANEOUS REVENUES	\$0	\$2,262	\$0	\$0
<b>TOTAL REVENUES</b>	<b>0</b>	<b>2,262</b>	<b>0</b>	<b>0</b>
<b>EXPENSES</b>				
SERVICES & SUPPLIES	12,445	13,790	28,231	28,302
OTHER CHARGES	13,211	16,543	20,009	21,362
<b>TOTAL EXPENSES</b>	<b>25,656</b>	<b>30,333</b>	<b>48,240</b>	<b>49,664</b>
<b>NET COUNTY RETURN/(COST)</b>	<b>(\$25,656)</b>	<b>(\$28,071)</b>	<b>(\$48,240)</b>	<b>(\$49,664)</b>

**DESCRIPTION:**

The Grand Jury is a judicial body comprised of nineteen citizens. It is impaneled to act as an “arm of the court”, as authorized by the California Constitution, to be a voice of the people and conscience of the community.

Forty-two states have some form of grand jury. Counties in California impanel county grand juries every year to conduct civil investigations of county and city government and to hear evidence to decide whether to return indictments. The Glenn County Grand Jury performs these functions and produces a final report each year that describes its findings and recommendations to local governments.

COUNTY OF GLENN  
FINANCING SOURCES AND USES BY BUDGET UNIT BY OBJECT  
GOVERNMENTAL FUNDS  
FISCAL YEAR 2022-23

BUDGET UNIT: **01012100 INDIGENT DEFENSE** SCOTT H. DE MOSS  
FUNCTION: PUBLIC PROTECTION COUNTY ADMINISTRATIVE OFFICER  
ACTIVITY: JUDICIAL

DETAIL BY REVENUE CATEGORY AND EXPENDITURE OBJECT	2020-21 ACTUAL	2021-22 ACTUAL	2022-23 RECOMMENDED BUDGET	2022-23 ADOPTED BUDGET
<b>REVENUES</b>				
CHARGES FOR CURRENT SERVICES	\$13,899	\$255	\$12,972	\$12,972
OTHER FINANCING SOURCES	0	0	25,000	25,000
<b>TOTAL REVENUES</b>	<b>13,899</b>	<b>255</b>	<b>37,972</b>	<b>37,972</b>
<b>EXPENSES</b>				
SERVICES & SUPPLIES	633,855	658,798	740,886	740,886
OTHER CHARGES	17,420	3,006	0	0
<b>TOTAL EXPENSES</b>	<b>651,275</b>	<b>661,804</b>	<b>740,886</b>	<b>740,886</b>
<b>NET COUNTY RETURN/(COST)</b>	<b>(\$637,376)</b>	<b>(\$661,549)</b>	<b>(\$702,914)</b>	<b>(\$702,914)</b>

**DESCRIPTION:**

This budget unit provides the funding for indigent criminal legal defense as set forth in Government Code §27706. This includes indigent criminal defense of minors and adults through sentencing in the Superior Court of Glenn County, as well as representation of potential or current conservatees, both probate and LPS. This also includes payment for investigators and forensic experts. The County has a 3-year agreement with Geoff A. Dulebohn for the provision of indigent defense services. Mr. Dulebohn is the principal at his private law firm to provide these services which includes conflict counsel services.

COUNTY OF GLENN  
 FINANCING SOURCES AND USES BY BUDGET UNIT BY OBJECT  
 GOVERNMENTAL FUNDS  
 FISCAL YEAR 2022-23

BUDGET UNIT: **01012170 FLOOD CONTROL** DONALD RUST  
 FUNCTION: PUBLIC PROTECTION PUBLIC WORKS AGENCY DIRECTOR  
 ACTIVITY: FLOOD CONTROL, SOIL & WATER

DETAIL BY REVENUE CATEGORY AND EXPENDITURE OBJECT	2020-21 ACTUAL	2021-22 ACTUAL	2022-23 RECOMMENDED BUDGET	2022-23 ADOPTED BUDGET
<b>REVENUES</b>				
MISCELLANEOUS REVENUES	\$9	\$75	\$0	\$0
<b>TOTAL REVENUES</b>	<b>9</b>	<b>75</b>	<b>0</b>	<b>0</b>
<b>EXPENSES</b>				
OTHER CHARGES	0	0	114	114
<b>TOTAL EXPENSES</b>	<b>0</b>	<b>0</b>	<b>114</b>	<b>114</b>
<b>NET COUNTY RETURN/(COST)</b>	<b>\$9</b>	<b>\$75</b>	<b>(\$114)</b>	<b>(\$114)</b>

**DESCRIPTION:**

The Glenn County Public Works Agency is charged with administering flood control and stream cleaning, where authorized. This budget unit will only be used when a state of emergency has been declared. All non-emergency flood control work is performed by other funds.



COUNTY OF GLENN  
 FINANCING SOURCES AND USES BY BUDGET UNIT BY OBJECT  
 GOVERNMENTAL FUNDS  
 FISCAL YEAR 2022-23

BUDGET UNIT: **01012171 FLOOD CONTROL MAINTENANCE** DONALD RUST  
 FUNCTION: PUBLIC PROTECTION PUBLIC WORKS AGENCY DIRECTOR  
 ACTIVITY: FLOOD CONTROL, SOIL & WATER

DETAIL BY REVENUE CATEGORY AND EXPENDITURE OBJECT	2020-21 ACTUAL	2021-22 ACTUAL	2022-23 RECOMMENDED BUDGET	2022-23 ADOPTED BUDGET
EXPENSES				
SERVICES & SUPPLIES	\$97	\$64	\$18,800	\$18,800
TOTAL EXPENSES	97	64	18,800	18,800
NET COUNTY RETURN/(COST)	(\$97)	(\$64)	(\$18,800)	(\$18,800)

**DESCRIPTION:**

The Glenn County Public Works Agency is charged with administering flood control and stream cleaning, where authorized. This budget unit will be used for special flood prevention projects around the county.

COUNTY OF GLENN  
 FINANCING SOURCES AND USES BY BUDGET UNIT BY OBJECT  
 GOVERNMENTAL FUNDS  
 FISCAL YEAR 2022-23

BUDGET UNIT: **01012180 AGRICULTURAL COMMISSIONER** MARCIE SKELTON  
 FUNCTION: PUBLIC PROTECTION AGRICULTURAL COMMISSIONER  
 ACTIVITY: PROTECTION INSPECTION

DETAIL BY REVENUE CATEGORY AND EXPENDITURE OBJECT	2020-21 ACTUAL	2021-22 ACTUAL	2022-23 RECOMMENDED BUDGET	2022-23 ADOPTED BUDGET
<b>REVENUES</b>				
FINES, FORFEITURES & PENALTIES	\$1,900	\$600	\$1,500	\$1,500
INTERGOVERNMENTAL REVENUE	818,845	714,698	735,437	735,437
CHARGES FOR CURRENT SERVICES	367,435	331,910	310,128	310,128
MISCELLANEOUS REVENUES	1,213	933	500	500
OTHER FINANCING SOURCES	3,375	2,736	0	0
<b>TOTAL REVENUES</b>	<b>1,192,768</b>	<b>1,050,877</b>	<b>1,047,565</b>	<b>1,047,565</b>
<b>EXPENSES</b>				
SALARIES & BENEFITS	1,282,942	1,348,980	1,444,357	1,452,367
SERVICES & SUPPLIES	102,204	128,029	134,050	144,591
OTHER CHARGES	139,031	149,943	183,866	189,969
FIXED ASSETS				
EQUIPMENT	148,670	0	0	0
OTHER FINANCING USES	0	0	0	0
<b>TOTAL EXPENSES</b>	<b>1,672,847</b>	<b>1,626,952</b>	<b>1,762,273</b>	<b>1,786,927</b>
<b>NET COUNTY RETURN/(COST)</b>	<b>(\$480,079)</b>	<b>(\$576,075)</b>	<b>(\$714,708)</b>	<b>(\$739,362)</b>

**DESCRIPTION:**

The mission of the Agricultural Commissioner is to promote and protect agriculture, the environment, and public health. The number one industry in Glenn County is agriculture. The promotion and protection of agriculture is accomplished through educational outreach and the following regulatory programs: pest detection, pest eradication, pest management, pest exclusion, pesticide use enforcement, seed certification, nursery, fruit and vegetable standardization, organic, certified farmers' market, egg inspection, honey, apiary inspection, statistics and noxious weed management. Weights and Measures protect and promote the economy and commerce of Glenn County. The Sealer of Weights and Measures staff, inspect and test all devices registered for commercial use. Transactions derived from the use of such devices are also inspected for accuracy. Additionally, weights and measures officials respond to a variety of quantity control complaints and survey for card-skimming devices placed in gasoline and diesel pump cabinets, perform petroleum audits, weighmaster inspections, and price verification transactions. Furthermore, weights and measures officials provide education and training to the public as the regulated industries. Weights and measures officials are a third-party to virtually any transactions.

COUNTY OF GLENN  
FINANCING SOURCES AND USES BY BUDGET UNIT BY OBJECT  
GOVERNMENTAL FUNDS  
FISCAL YEAR 2022-23

BUDGET UNIT: **01012181 WATER RESOURCES** MARDY THOMAS  
FUNCTION: PUBLIC PROTECTION PLANNING & COMMUNITY  
ACTIVITY: PROTECTION INSPECTION DEVELOPMENT SVCS DIRECTOR

DETAIL BY REVENUE CATEGORY AND EXPENDITURE OBJECT	2020-21 ACTUAL	2021-22 ACTUAL	2022-23 RECOMMENDED BUDGET	2022-23 ADOPTED BUDGET
<b>REVENUES</b>				
INTERGOVERNMENTAL REVENUE	\$43,355	\$85,420	\$135,000	\$135,000
MISCELLANEOUS REVENUES	8,725	0	0	0
OTHER FINANCING SOURCES	38,066	0	16,900	16,900
<b>TOTAL REVENUES</b>	<b>90,146</b>	<b>85,420</b>	<b>151,900</b>	<b>151,900</b>
<b>EXPENSES</b>				
SALARIES & BENEFITS	175,192	162,144	269,543	272,301
SERVICES & SUPPLIES	7,395	10,770	93,653	94,244
OTHER CHARGES	2,805	15,304	23,481	23,481
OTHER FINANCING USES	10,125	6,750	13,500	13,500
<b>TOTAL EXPENSES</b>	<b>195,517</b>	<b>194,968</b>	<b>400,177</b>	<b>403,526</b>
<b>NET COUNTY RETURN/(COST)</b>	<b>(\$105,371)</b>	<b>(\$109,548)</b>	<b>(\$248,277)</b>	<b>(\$251,626)</b>

**DESCRIPTION:**

The Water Resources Program is responsible for disseminating information, facilitating outreach, and encouraging involvement in groundwater and water resource activities in Glenn County. Staff also participates in local and regional activities including the Sustainable Groundwater Management Act implementation and the Northern Sacramento Valley Integrated Regional Water Management Group.

COUNTY OF GLENN  
FINANCING SOURCES AND USES BY BUDGET UNIT BY OBJECT  
GOVERNMENTAL FUNDS  
FISCAL YEAR 2022-23

BUDGET UNIT: **01012220 RECORDER** SENDY PEREZ  
FUNCTION: PUBLIC PROTECTION ASSESSOR, CLERK-RECORDER  
ACTIVITY: OTHER PROTECTION

DETAIL BY REVENUE CATEGORY AND EXPENDITURE OBJECT	2020-21 ACTUAL	2021-22 ACTUAL	2022-23 RECOMMENDED BUDGET	2022-23 ADOPTED BUDGET
<b>REVENUES</b>				
TAXES	\$226,604	\$225,848	\$180,000	\$180,000
LICENSES & PERMITS	2,024	3,849	1,800	1,800
INTERGOVERNMENTAL REVENUE	11,572	0	0	0
CHARGES FOR CURRENT SERVICES	120,265	115,568	93,500	93,500
MISCELLANEOUS REVENUES	967	509	500	500
OTHER FINANCING SOURCES	10,922	0	0	0
<b>TOTAL REVENUES</b>	<b>372,354</b>	<b>345,774</b>	<b>275,800</b>	<b>275,800</b>
<b>EXPENSES</b>				
SALARIES & BENEFITS	317,020	315,330	407,419	407,419
SERVICES & SUPPLIES	79,507	81,972	93,482	94,032
OTHER CHARGES	61,179	51,516	54,928	56,750
OTHER FINANCING USES	0	0	0	0
<b>TOTAL EXPENSES</b>	<b>457,706</b>	<b>448,818</b>	<b>555,829</b>	<b>558,201</b>
<b>NET COUNTY RETURN/(COST)</b>	<b>(\$85,352)</b>	<b>(\$103,044)</b>	<b>(\$280,029)</b>	<b>(\$282,401)</b>

**DESCRIPTION:**

The principal duty of this office is to record, file and preserve documents. Additional duties include the issuance of marriage licenses, fictitious business name statements, and notary bonds. The types of revenue received include but are not limited to marriage license fees, recording fees, recorder modernization fees, and property transfer tax.

COUNTY OF GLENN  
 FINANCING SOURCES AND USES BY BUDGET UNIT BY OBJECT  
 GOVERNMENTAL FUNDS  
 FISCAL YEAR 2022-23

BUDGET UNIT: **01012230 CORONER** RICHARD WARREN  
 FUNCTION: PUBLIC PROTECTION SHERIFF-CORONER  
 ACTIVITY: OTHER PROTECTION

DETAIL BY REVENUE CATEGORY AND EXPENDITURE OBJECT	2020-21 ACTUAL	2021-22 ACTUAL	2022-23 RECOMMENDED BUDGET	2022-23 ADOPTED BUDGET
<b>REVENUES</b>				
MISCELLANEOUS REVENUES	\$96	\$0	\$0	\$0
OTHER FINANCING SOURCES	45,000	0	0	0
<b>TOTAL REVENUES</b>	<b>45,096</b>	<b>0</b>	<b>0</b>	<b>0</b>
<b>EXPENSES</b>				
SERVICES & SUPPLIES	142,928	105,216	120,000	120,000
OTHER CHARGES	0	378	884	884
OTHER FINANCING USES	0	0	0	0
<b>TOTAL EXPENSES</b>	<b>142,928</b>	<b>105,594</b>	<b>120,884</b>	<b>120,884</b>
<b>NET COUNTY RETURN/(COST)</b>	<b>(\$97,832)</b>	<b>(\$105,594)</b>	<b>(\$120,884)</b>	<b>(\$120,884)</b>

**DESCRIPTION:**

The Sheriff-Coroner is responsible for investigating certain types of deaths as set by law. The Coroner’s budget is caseload driven and it is always possible that the Sheriff will need to return to the Board of Supervisors with a request for additional funding.

COUNTY OF GLENN  
 FINANCING SOURCES AND USES BY BUDGET UNIT BY OBJECT  
 GOVERNMENTAL FUNDS  
 FISCAL YEAR 2022-23

BUDGET UNIT: **01012240 PUBLIC ADMINISTRATOR / GUARDIAN** CHRISTINE ZOPPI  
 FUNCTION: PUBLIC PROTECTION HEALTH & HUMAN SERVICES  
 ACTIVITY: OTHER PROTECTION AGENCY DIRECTOR

DETAIL BY REVENUE CATEGORY AND EXPENDITURE OBJECT	2020-21 ACTUAL	2021-22 ACTUAL	2022-23 RECOMMENDED BUDGET	2022-23 ADOPTED BUDGET
<b>REVENUES</b>				
INTERGOVERNMENTAL REVENUE	\$7,450	\$82,676	\$0	\$0
CHARGES FOR CURRENT SERVICES	34,173	13,087	9,229	9,229
MISCELLANEOUS REVENUES	277	276	22,883	22,883
OTHER FINANCING SOURCES	90,000	90,000	90,000	90,000
<b>TOTAL REVENUES</b>	<b>131,900</b>	<b>186,039</b>	<b>122,112</b>	<b>122,112</b>
<b>EXPENSES</b>				
SALARIES & BENEFITS	223,711	229,807	238,507	238,334
SERVICES & SUPPLIES	20,462	26,341	32,646	29,624
OTHER CHARGES	224,829	143,407	63,739	66,934
OTHER FINANCING USES	10,218	10,080	15,334	15,334
<b>TOTAL EXPENSES</b>	<b>479,220</b>	<b>409,635</b>	<b>350,226</b>	<b>350,226</b>
<b>NET COUNTY RETURN/(COST)</b>	<b>(\$347,320)</b>	<b>(\$223,596)</b>	<b>(\$228,114)</b>	<b>(\$228,114)</b>

**DESCRIPTION:**

The ongoing mission and function of the Public Administrator is to take charge of property within Glenn County of persons who have died, when no executor or administrator has been appointed. The Public Guardian serves as Conservator, after appointment by the Court, of persons who require a conservator and for whom there is no person qualified and willing to act in such capacity. The primary goal is to provide the best possible care to conservatees and their estates at the least cost to the County while being as conservative as possible regarding conservatorship caseloads. The department continues to maximize revenues to the County through collection of fees and reimbursement for services from the State of California and Glenn County Mental Health Services.

COUNTY OF GLENN  
 FINANCING SOURCES AND USES BY BUDGET UNIT BY OBJECT  
 GOVERNMENTAL FUNDS  
 FISCAL YEAR 2022-23

BUDGET UNIT: FUNCTION: ACTIVITY:	01012270 GENERAL PLAN IMPLEMENTATION		MARDY THOMAS	
	PUBLIC PROTECTION		PLANNING & COMMUNITY	
	OTHER PROTECTION		DEVELOPMENT SVCS DIRECTOR	
DETAIL BY REVENUE CATEGORY AND EXPENDITURE OBJECT	2020-21 ACTUAL	2021-22 ACTUAL	2022-23 RECOMMENDED BUDGET	2022-23 ADOPTED BUDGET
<b>REVENUES</b>				
INTERGOVERNMENTAL REVENUE	\$0	\$55,844	\$84,257	\$84,257
CHARGES FOR CURRENT SERVICES	0	62,699	0	0
OTHER FINANCING SOURCES	17,466	40,753	65,000	65,000
<b>TOTAL REVENUES</b>	<b>17,466</b>	<b>159,296</b>	<b>149,257</b>	<b>149,257</b>
<b>EXPENSES</b>				
SERVICES & SUPPLIES	186,270	157,475	396,000	396,000
<b>TOTAL EXPENSES</b>	<b>186,270</b>	<b>157,475</b>	<b>396,000</b>	<b>396,000</b>
<b>NET COUNTY RETURN/(COST)</b>	<b>(\$168,804)</b>	<b>\$1,821</b>	<b>(\$246,743)</b>	<b>(\$246,743)</b>

**DESCRIPTION:**

California Government Code §65300 requires that Glenn County adopts a comprehensive, long-term general plan for the physical development of the county and any land outside its boundaries. Section 65103 of the California Government Code requires that the County periodically review, revise and/or update the General Plan, as necessary. Comprehensive revisions to the Glenn County General Plan occurred in 1974, 1984 and 1993. There have been numerous changes in the regulatory environment since the adoption of the 1993 Glenn County General Plan. Currently, the County is processing the next comprehensive update, the 2040 Glenn County General Plan, expected to take approximately three (3) years to complete. The County has hired De Novo Planning Group (planning consultant), along with the Planning Department staff, to facilitate the update with a minimum cost of \$794,000, which includes an update of the county's Unified Development (zoning) Code. A website has been created to provide a single location for all the information related and/or developed regarding the 2040 Glenn County General Plan update, including the General Plan Advisory Committee (GPAC) at: [www.GlennCounty.GeneralPlan.org](http://www.GlennCounty.GeneralPlan.org).

COUNTY OF GLENN  
 FINANCING SOURCES AND USES BY BUDGET UNIT BY OBJECT  
 GOVERNMENTAL FUNDS  
 FISCAL YEAR 2022-23

BUDGET UNIT: **01012281 FLOOD RISK REDUCTION GRANT** MARDY THOMAS  
 FUNCTION: PUBLIC PROTECTION PLANNING & COMMUNITY  
 ACTIVITY: FLOOD CONTROL, SOIL & WATER DEVELOPMENT SVCS DIRECTOR

DETAIL BY REVENUE CATEGORY AND EXPENDITURE OBJECT	2020-21 ACTUAL	2021-22 ACTUAL	2022-23 RECOMMENDED BUDGET	2022-23 ADOPTED BUDGET
<b>REVENUES</b>				
INTERGOVERNMENTAL REVENUE	\$251,316	\$28,627	\$30,000	\$30,000
<b>TOTAL REVENUES</b>	<b>251,316</b>	<b>28,627</b>	<b>30,000</b>	<b>30,000</b>
<b>EXPENSES</b>				
SERVICES & SUPPLIES	216,062	25,236	117,600	117,600
OTHER FINANCING USES	10,092	3,768	17,100	17,100
<b>TOTAL EXPENSES</b>	<b>226,154</b>	<b>29,004</b>	<b>134,700</b>	<b>134,700</b>
<b>NET COUNTY RETURN/(COST)</b>	<b>\$25,162</b>	<b>(\$377)</b>	<b>(\$104,700)</b>	<b>(\$104,700)</b>

**DESCRIPTION:**

PCDSA has received a grant agreement with Department of Water Resources (DWR) for a total of \$500,000 with an original completion date of September 30, 2020; however, the agreement was extended to September 30, 2021. PCDSA has a contract for \$450,000 with Kjeldsen, Sinnock & Neudeck, Inc. (KSN) to conduct feasibility studies to aid in the design and construction of projects with proven feasibility to reduce flood risk for the Butte City area. Feasibility studies prepared under the Small Communities Flood Risk Reduction Program will first explore structural and/or non-structural alternatives for providing 100-year flood protection to the Butte City area, which is required by FEMA. The \$50,000 difference is to fund the grant administration costs for the Planning Department.



COUNTY OF GLENN  
 FINANCING SOURCES AND USES BY BUDGET UNIT BY OBJECT  
 GOVERNMENTAL FUNDS  
 FISCAL YEAR 2022-23

BUDGET UNIT:	<b>01012285 COMMUNITY DEVELOPMENT SERVICES</b>			MARDY THOMAS
FUNCTION:	PUBLIC PROTECTION			PLANNING & COMMUNITY
ACTIVITY:	OTHER PROTECTION			DEVELOPMENT SVCS DIRECTOR
DETAIL BY REVENUE CATEGORY AND EXPENDITURE OBJECT	2020-21 ACTUAL	2021-22 ACTUAL	2022-23 RECOMMENDED BUDGET	2022-23 ADOPTED BUDGET
<b>REVENUES</b>				
LICENSES & PERMITS	\$442,826	\$394,073	\$335,000	\$335,000
INTERGOVERNMENTAL REVENUE	14,604	83,552	593,309	593,309
CHARGES FOR CURRENT SERVICES	435,237	448,328	319,300	307,800
MISCELLANEOUS REVENUES	1,050	753	1,000	1,000
OTHER FINANCING SOURCES	324,555	317,802	338,328	338,328
<b>TOTAL REVENUES</b>	<b>1,218,272</b>	<b>1,244,508</b>	<b>1,586,937</b>	<b>1,575,437</b>
<b>EXPENSES</b>				
SALARIES & BENEFITS	1,541,604	1,760,733	2,007,623	2,108,144
SERVICES & SUPPLIES	150,546	280,989	671,618	670,123
OTHER CHARGES	175,387	274,433	198,696	289,716
<b>TOTAL EXPENSES</b>	<b>1,867,537</b>	<b>2,316,155</b>	<b>2,877,937</b>	<b>3,067,983</b>
<b>NET COUNTY RETURN/(COST)</b>	<b>(\$649,265)</b>	<b>(\$1,071,647)</b>	<b>(\$1,291,000)</b>	<b>(\$1,492,546)</b>

**DESCRIPTION:**

PCDSA has six specific departments, all housed at the same location, as mentioned above. This fund is the general operating fund for the Agency. The new location has increased costs associated with the Agency's overall operations. All revenue and expenses for PCDSA run through this fund. PCDSA is still working on the start-up of the Code Enforcement Program and working on recruiting a full time Code Enforcement Officer in the FY 2020 – 2021. This will be the first full year that all staff members will be at the same location, to facilitate connectivity and a streamlined permitting process.

COUNTY OF GLENN  
 FINANCING SOURCES AND USES BY BUDGET UNIT BY OBJECT  
 GOVERNMENTAL FUNDS  
 FISCAL YEAR 2022-23

BUDGET UNIT: **01012290 ANIMAL CONTROL** RICHARD WARREN  
 FUNCTION: PUBLIC PROTECTION SHERIFF-CORONER  
 ACTIVITY: OTHER PROTECTION

DETAIL BY REVENUE CATEGORY AND EXPENDITURE OBJECT	2020-21 ACTUAL	2021-22 ACTUAL	2022-23 RECOMMENDED BUDGET	2022-23 ADOPTED BUDGET
<b>REVENUES</b>				
LICENSES & PERMITS	\$53,161	\$60,272	\$40,300	\$40,300
INTERGOVERNMENTAL REVENUE	483	0	0	0
CHARGES FOR CURRENT SERVICES	129,937	123,170	120,500	120,500
MISCELLANEOUS REVENUES	941	1,240	655	655
<b>TOTAL REVENUES</b>	<b>184,522</b>	<b>184,682</b>	<b>161,455</b>	<b>161,455</b>
<b>EXPENSES</b>				
SALARIES & BENEFITS	213,268	213,119	237,560	237,560
SERVICES & SUPPLIES	92,504	132,543	165,690	166,694
OTHER CHARGES	20,235	11,110	5,006	5,006
OTHER FINANCING USES	0	0	0	0
<b>TOTAL EXPENSES</b>	<b>326,007</b>	<b>356,772</b>	<b>408,256</b>	<b>409,260</b>
<b>NET COUNTY RETURN/(COST)</b>	<b>(\$141,485)</b>	<b>(\$172,090)</b>	<b>(\$246,801)</b>	<b>(\$247,805)</b>

**DESCRIPTION:**

Under the direction of the Sheriff’s Department, the Glenn County Animal Control division is responsible for protecting citizens from zoonotic diseases (primarily rabies) and providing security to citizens from annoyance, intimidation, irritation, and injury from animals. The department protects animals from inhumane treatment. The department controls loose livestock on public roads and private property, provides the sale and issuance of licenses to ensure rabies control, and makes referral to appropriate agencies when necessary. Animal Control services the entire county, including both the Cities of Orland and Willows.

COUNTY OF GLENN  
 FINANCING SOURCES AND USES BY BUDGET UNIT BY OBJECT  
 GOVERNMENTAL FUNDS  
 FISCAL YEAR 2022-23

BUDGET UNIT:	<b>01041005 CASH TRANSFERS</b>			
FUNCTION:	PUBLIC PROTECTION			SCOTT H. DE MOSS COUNTY ADMINISTRATIVE OFFICER
ACTIVITY:	OTHER PROTECTION			
DETAIL BY REVENUE CATEGORY AND EXPENDITURE OBJECT	2020-21 ACTUAL	2021-22 ACTUAL	2022-23 RECOMMENDED BUDGET	2022-23 ADOPTED BUDGET
REVENUES				
OTHER FINANCING SOURCES	\$11,221,221	\$13,055,124	\$13,695,836	\$14,125,929
TOTAL REVENUES	11,221,221	13,055,124	13,695,836	14,125,929
NET COUNTY RETURN/(COST)	\$11,221,221	\$13,055,124	\$13,695,836	\$14,125,929

**DESCRIPTION:**

This budget unit receives the General Fund subsidy needed to balance the budget for Public Safety Departments.

COUNTY OF GLENN  
 FINANCING SOURCES AND USES BY BUDGET UNIT BY OBJECT  
 GOVERNMENTAL FUNDS  
 FISCAL YEAR 2022-23

BUDGET UNIT: **01041201 SHERIFF COMPUTER** RICHARD WARREN  
 FUNCTION: PUBLIC PROTECTION SHERIFF-CORONER  
 ACTIVITY: POLICE PROTECTION

DETAIL BY REVENUE CATEGORY AND EXPENDITURE OBJECT	2020-21 ACTUAL	2021-22 ACTUAL	2022-23 RECOMMENDED BUDGET	2022-23 ADOPTED BUDGET
<b>REVENUES</b>				
OTHER FINANCING SOURCES	\$55,098	\$27,000	\$27,000	\$27,000
<b>TOTAL REVENUES</b>	<b>55,098</b>	<b>27,000</b>	<b>27,000</b>	<b>27,000</b>
<b>EXPENSES</b>				
SERVICES & SUPPLIES	103,651	108,414	115,000	115,000
<b>TOTAL EXPENSES</b>	<b>103,651</b>	<b>108,414</b>	<b>115,000</b>	<b>115,000</b>
<b>NET COUNTY RETURN/(COST)</b>	<b>(\$48,553)</b>	<b>(\$81,414)</b>	<b>(\$88,000)</b>	<b>(\$88,000)</b>

**DESCRIPTION:**

This budget unit is for the continual required maintenance and upgrading of complex data systems serving all departments falling under the umbrella of the Sheriff's Office. The system provides for automated records for, among other things, field operations, major crimes, coroner, investigations, jail functions and bookings, dispatch, civil, Office of Emergency Services and Homeland Security, grants management, time keeping, accounts payables and receivables, budgetary records, and administrative functions. This system is a vital tool ensuring all arms of the criminal justice agencies have access to needed information ensuring the safety of citizens and officers alike. Special vehicle license registration funds are deposited here for the development of an automated fingerprint identification system.

COUNTY OF GLENN  
 FINANCING SOURCES AND USES BY BUDGET UNIT BY OBJECT  
 GOVERNMENTAL FUNDS  
 FISCAL YEAR 2022-23

BUDGET UNIT: **01042090 DISTRICT ATTORNEY / PROSECUTION** DWAYNE STEWART  
 FUNCTION: PUBLIC PROTECTION DISTRICT ATTORNEY  
 ACTIVITY: JUDICIAL

DETAIL BY REVENUE CATEGORY AND EXPENDITURE OBJECT	2020-21 ACTUAL	2021-22 ACTUAL	2022-23 RECOMMENDED BUDGET	2022-23 ADOPTED BUDGET
<b>REVENUES</b>				
INTERGOVERNMENTAL REVENUE	\$10,745	\$0	\$0	\$280,926
CHARGES FOR CURRENT SERVICES	0	0	0	0
MISCELLANEOUS REVENUES	101,650	184,660	6,560	6,560
OTHER FINANCING SOURCES	13,091	22,834	44,000	44,000
<b>TOTAL REVENUES</b>	<b>125,486</b>	<b>207,494</b>	<b>50,560</b>	<b>331,486</b>
<b>EXPENSES</b>				
SALARIES & BENEFITS	991,921	1,062,312	1,036,187	1,257,804
SERVICES & SUPPLIES	61,011	195,361	246,532	273,626
OTHER CHARGES	69,721	76,828	94,172	99,636
FIXED ASSETS				
VEHICLES	0	34,359	0	0
OTHER FINANCING USES	0	0	0	0
<b>TOTAL EXPENSES</b>	<b>1,122,653</b>	<b>1,368,860</b>	<b>1,376,891</b>	<b>1,631,066</b>
<b>NET COUNTY RETURN/(COST)</b>	<b>(\$997,167)</b>	<b>(\$1,161,366)</b>	<b>(\$1,326,331)</b>	<b>(\$1,299,580)</b>

**DESCRIPTION:**

The District Attorney is the County's public prosecutor. This official institutes proceedings before magistrates for the arrest of persons charged with a public offense. The District Attorney may also sponsor, supervise or participate in projects designed to improve the administration of justice. The workload of this office consists of felonies and misdemeanors.

COUNTY OF GLENN  
 FINANCING SOURCES AND USES BY BUDGET UNIT BY OBJECT  
 GOVERNMENTAL FUNDS  
 FISCAL YEAR 2022-23

BUDGET UNIT: **01042105 OFFICE OF EMERGENCY SERVICES** RICHARD WARREN  
 FUNCTION: PUBLIC PROTECTION SHERIFF-CORONER  
 ACTIVITY: POLICE PROTECTION

DETAIL BY REVENUE CATEGORY AND EXPENDITURE OBJECT	2020-21 ACTUAL	2021-22 ACTUAL	2022-23 RECOMMENDED BUDGET	2022-23 ADOPTED BUDGET
<b>REVENUES</b>				
OTHER FINANCING SOURCES	\$0	\$0	\$136,227	\$146,093
<b>TOTAL REVENUES</b>	<b>0</b>	<b>0</b>	<b>136,227</b>	<b>146,093</b>
<b>EXPENSES</b>				
SALARIES & BENEFITS	0	0	140,789	150,655
SERVICES & SUPPLIES	0	0	2,640	3,716
OTHER CHARGES	0	0	5,612	5,612
<b>TOTAL EXPENSES</b>	<b>0</b>	<b>0</b>	<b>149,041</b>	<b>159,983</b>
<b>NET COUNTY RETURN/(COST)</b>	<b>\$0</b>	<b>\$0</b>	<b>(\$12,814)</b>	<b>(\$13,890)</b>

**DESCRIPTION:**

The fund was created to centralize the CAL OES grants under one org key.

COUNTY OF GLENN  
 FINANCING SOURCES AND USES BY BUDGET UNIT BY OBJECT  
 FISCAL YEAR 2022-23

BUDGET UNIT: **01042110 SHERIFF** RICHARD WARREN  
 FUNCTION: PUBLIC PROTECTION SHERIFF-CORONER  
 ACTIVITY: POLICE PROTECTION

DETAIL BY REVENUE CATEGORY AND EXPENDITURE OBJECT	2020-21 ACTUAL	2021-22 ACTUAL	2022-23 RECOMMENDED BUDGET	2022-23 ADOPTED BUDGET
<b>REVENUES</b>				
LICENSES & PERMITS	\$11,256	\$8,060	\$10,175	\$10,175
FINES, FORFEITURES & PENALTIES	655	78	155	155
INTERGOVERNMENTAL REVENUE	67,492	14,559	2,500	2,500
CHARGES FOR CURRENT SERVICES	1,516,465	1,479,567	1,402,056	1,402,056
MISCELLANEOUS REVENUES	5,889	726	0	0
OTHER FINANCING SOURCES	671,038	605,153	700,119	698,620
<b>TOTAL REVENUES</b>	<b>2,272,795</b>	<b>2,108,143</b>	<b>2,115,005</b>	<b>2,113,506</b>
<b>EXPENSES</b>				
SALARIES & BENEFITS	4,953,191	5,271,807	5,982,307	5,810,560
SERVICES & SUPPLIES	685,703	1,141,533	993,258	1,304,056
OTHER CHARGES	716,468	708,689	741,660	732,408
<b>FIXED ASSETS</b>				
EQUIPMENT	8,536	0	0	0
BUILDINGS & IMPROVEMENTS	0	0	0	80,000
OTHER FINANCING USES	0	0	0	0
<b>TOTAL EXPENSES</b>	<b>6,363,898</b>	<b>7,122,029</b>	<b>7,717,225</b>	<b>7,927,024</b>
<b>NET COUNTY RETURN/(COST)</b>	<b>(\$4,091,103)</b>	<b>(\$5,013,886)</b>	<b>(\$5,602,220)</b>	<b>(\$5,813,518)</b>

**DESCRIPTION:**

The Sheriff's budget provides law enforcement protection for all citizens of Glenn County and the City of Willows. While its primary function is to respond to calls for service and the investigation of crime in the unincorporated area of the County, the Sheriff must and does respond to requests for assistance from all other law enforcement agencies within the County. An effective law enforcement agency not only has a direct effect on the citizens residing within its jurisdiction, but also affects the economic base of the area. Without an acceptable crime rate, economic development and growth cannot be expected. Movement of businesses and families into an area certainly cannot be a given, if there is not adequate law enforcement protection. Some of the divergent functions of the Sheriff's Department have been given their own budgets although the main administrative and operational functions of law enforcement and emergency services for the County fall under Sheriff's budget unit.

COUNTY OF GLENN  
 FINANCING SOURCES AND USES BY BUDGET UNIT BY OBJECT  
 GOVERNMENTAL FUNDS  
 FISCAL YEAR 2022-23

BUDGET UNIT: **01042111 SHERIFF AB109 LOCAL REVENUE** RICHARD WARREN  
 FUNCTION: PUBLIC PROTECTION SHERIFF-CORONER  
 ACTIVITY: POLICE PROTECTION

DETAIL BY REVENUE CATEGORY AND EXPENDITURE OBJECT	2020-21 ACTUAL	2021-22 ACTUAL	2022-23 RECOMMENDED BUDGET	2022-23 ADOPTED BUDGET
<b>REVENUES</b>				
OTHER FINANCING SOURCES	\$289,908	\$280,942	\$306,254	\$306,254
<b>TOTAL REVENUES</b>	<b>289,908</b>	<b>280,942</b>	<b>306,254</b>	<b>306,254</b>
<b>EXPENSES</b>				
SALARIES & BENEFITS	216,940	230,756	240,346	240,347
SERVICES & SUPPLIES	58,820	35,078	44,892	45,265
OTHER CHARGES	10,678	15,373	23,848	22,799
<b>TOTAL EXPENSES</b>	<b>286,438</b>	<b>281,207</b>	<b>309,086</b>	<b>308,411</b>
<b>NET COUNTY RETURN/(COST)</b>	<b>\$3,470</b>	<b>(\$265)</b>	<b>(\$2,832)</b>	<b>(\$2,157)</b>

**DESCRIPTION:**

In 2011, the legislature enacted the Public Safety Realignment Act. Under realignment, newly-convicted low-level offenders without current or prior serious or violent offenses stay in County jail to serve their sentence. This has reduced the annual admissions to less than 36,000 a year. Prior to realignment, there were approximately 55,000 to 65,000 new admissions from County courts to State prison.

Prior year expenses for this budget unit were included in the #01062150 Local Community Corrections program. Effective with fiscal year 2019-20 Sheriff related AB109 activities have been transferred this separate budget unit.



COUNTY OF GLENN  
 FINANCING SOURCES AND USES BY BUDGET UNIT BY OBJECT  
 GOVERNMENTAL FUNDS  
 FISCAL YEAR 2022-23

BUDGET UNIT:	<b>01042113 SHERIFF'S DISPATCH</b>				RICHARD WARREN
FUNCTION:	PUBLIC PROTECTION				SHERIFF-CORONER
ACTIVITY:	POLICE PROTECTION				
DETAIL BY REVENUE CATEGORY AND EXPENDITURE OBJECT	2020-21 ACTUAL	2021-22 ACTUAL	2022-23 RECOMMENDED BUDGET	2022-23 ADOPTED BUDGET	
<b>REVENUES</b>					
INTERGOVERNMENTAL REVENUE	\$3,078	\$767	\$2,500	\$2,500	
CHARGES FOR CURRENT SERVICES	197,147	195,706	218,600	218,600	
MISCELLANEOUS REVENUES	0	0	0	0	
OTHER FINANCING SOURCES	6,000	6,000	6,000	6,000	
<b>TOTAL REVENUES</b>	<b>206,225</b>	<b>202,473</b>	<b>227,100</b>	<b>227,100</b>	
<b>EXPENSES</b>					
SALARIES & BENEFITS	650,346	779,488	1,297,328	1,301,850	
SERVICES & SUPPLIES	69,340	96,515	80,232	82,641	
OTHER CHARGES	50,316	45,031	61,526	61,526	
FIXED ASSETS					
EQUIPMENT	0	0	0	168,643	
OTHER FINANCING USES	0	0	0	0	
<b>TOTAL EXPENSES</b>	<b>770,002</b>	<b>921,034</b>	<b>1,439,086</b>	<b>1,614,660</b>	
<b>NET COUNTY RETURN/(COST)</b>	<b>(\$563,777)</b>	<b>(\$718,561)</b>	<b>(\$1,211,986)</b>	<b>(\$1,387,560)</b>	

**DESCRIPTION:**

The Sheriff's Dispatch unit serves as the only 24/7 law enforcement dispatching service for the entire County. Emergency Dispatchers receive thousands of emergency and non-emergency calls for service from citizens in the unincorporated county and both incorporated cities each year. It is the sole full time Public Service Answering Point, the point where Emergency Enhanced 9-1-1 calls are received, for Glenn County. In addition to dispatching duties, it is the countywide warrant repository, managing over 5,000 active warrants. It also is the main switch to the State Department of Justice which allows criminal justice agencies access to state criminal justice systems. The Emergency Communications Center prides itself on providing a safety net for citizens and officers alike and endeavors to serve the public in all aspects of public safety. All E9-1-1 calls for law enforcement as well as Emergency Services, medical, and fire services are properly routed through the Center. The countywide reverse 9-1-1 system is housed within the center for 24-hour deployment if needed. The department is currently in the process of consolidating Fire Dispatch for all County Fire Districts into the Sheriff's Dispatch Center, which will significantly expand the amount of traffic handled by staff. After hours call taking is also provided for allied county and state agencies.

COUNTY OF GLENN  
 FINANCING SOURCES AND USES BY BUDGET UNIT BY OBJECT  
 GOVERNMENTAL FUNDS  
 FISCAL YEAR 2022-23

BUDGET UNIT: **01042120 SHERIFF CAL-MMET** RICHARD WARREN  
 FUNCTION: PUBLIC PROTECTION SHERIFF-CORONER  
 ACTIVITY: POLICE PROTECTION

DETAIL BY REVENUE CATEGORY AND EXPENDITURE OBJECT	2020-21 ACTUAL	2021-22 ACTUAL	2022-23 RECOMMENDED BUDGET	2022-23 ADOPTED BUDGET
<b>REVENUES</b>				
INTERGOVERNMENTAL REVENUE	\$36,563	\$41,429	\$30,000	\$30,000
<b>TOTAL REVENUES</b>	<b>36,563</b>	<b>41,429</b>	<b>30,000</b>	<b>30,000</b>
<b>EXPENSES</b>				
OTHER FINANCING USES	36,563	30,000	30,000	30,000
<b>TOTAL EXPENSES</b>	<b>36,563</b>	<b>30,000</b>	<b>30,000</b>	<b>30,000</b>
<b>NET COUNTY RETURN/(COST)</b>	<b>\$0</b>	<b>\$11,429</b>	<b>\$0</b>	<b>\$0</b>

**DESCRIPTION:**

The Cal-MMET grant provides funding for officers working in the North State Initiative grant.

COUNTY OF GLENN  
 FINANCING SOURCES AND USES BY BUDGET UNIT BY OBJECT  
 GOVERNMENTAL FUNDS  
 FISCAL YEAR 2022-23

BUDGET UNIT: **01042121 SHERIFF SAFE GRANT** RICHARD WARREN  
 FUNCTION: PUBLIC PROTECTION SHERIFF-CORONER  
 ACTIVITY: POLICE PROTECTION

DETAIL BY REVENUE CATEGORY AND EXPENDITURE OBJECT	2020-21 ACTUAL	2021-22 ACTUAL	2022-23 RECOMMENDED BUDGET	2022-23 ADOPTED BUDGET
<b>REVENUES</b>				
INTERGOVERNMENTAL REVENUE	\$16,090	\$13,729	\$20,000	\$20,000
<b>TOTAL REVENUES</b>	<b>16,090</b>	<b>13,729</b>	<b>20,000</b>	<b>20,000</b>
<b>EXPENSES</b>				
SERVICES & SUPPLIES	1,996	2,122	2,956	2,956
OTHER FINANCING USES	10,802	15,670	17,044	17,044
<b>TOTAL EXPENSES</b>	<b>12,798</b>	<b>17,792</b>	<b>20,000</b>	<b>20,000</b>
<b>NET COUNTY RETURN/(COST)</b>	<b>\$3,292</b>	<b>(\$4,063)</b>	<b>\$0</b>	<b>\$0</b>

**DESCRIPTION:**

The Sheriff SAFE grant is a State grant that provides funding for officer salaries while working under the Region III Sexual Assault Felony Enforcement Team. The grant assists in tracking sex registrant compliance, provides sexual assault victims assistance, and provides tools to parents to prevent children being taken advantage of by sexual predators.

COUNTY OF GLENN  
 FINANCING SOURCES AND USES BY BUDGET UNIT BY OBJECT  
 GOVERNMENTAL FUNDS  
 FISCAL YEAR 2022-23

BUDGET UNIT: **01042122 OES EMPG GRANT** RICHARD WARREN  
 FUNCTION: PUBLIC PROTECTION SHERIFF-CORONER  
 ACTIVITY: POLICE PROTECTION

DETAIL BY REVENUE CATEGORY AND EXPENDITURE OBJECT	2020-21 ACTUAL	2021-22 ACTUAL	2022-23 RECOMMENDED BUDGET	2022-23 ADOPTED BUDGET
<b>REVENUES</b>				
INTERGOVERNMENTAL REVENUE	\$74,389	\$0	\$0	\$0
MISCELLANEOUS REVENUES	44	0	0	0
<b>TOTAL REVENUES</b>	<b>74,433</b>	<b>0</b>	<b>0</b>	<b>0</b>
<b>EXPENSES</b>				
SALARIES & BENEFITS	677	56	0	0
SERVICES & SUPPLIES	6,478	40	0	0
OTHER CHARGES	131	0	0	0
<b>TOTAL EXPENSES</b>	<b>7,286</b>	<b>96</b>	<b>0</b>	<b>0</b>
<b>NET COUNTY RETURN/(COST)</b>	<b>\$67,147</b>	<b>(\$96)</b>	<b>\$0</b>	<b>\$0</b>

**DESCRIPTION:**

This is a State funded program, the Emergency Management Performance Grant Program, whose mission is to provide support to integrate hazard identification, risk assessment, risk management and prevention, develop and maintain a plan to prepare for, mitigate, respond to and recover from all-hazard emergencies through utilization of the NIMS/SEMS system. This grant funds the critical Deputy Director of Office Emergency Services who manages the Operational Area's emergency response program, which includes the development of a plan and the coordination of this plan between jurisdictions and special districts to effectively respond to and recover from all-hazard incidents. It is a multiyear grant with overlapping award years, and projects are funded on a reimbursement basis from this budget.

COUNTY OF GLENN  
 FINANCING SOURCES AND USES BY BUDGET UNIT BY OBJECT  
 GOVERNMENTAL FUNDS  
 FISCAL YEAR 2022-23

BUDGET UNIT: **01042132 HOMELAND SECURITY GRANT 2018** RICHARD WARREN  
 FUNCTION: PUBLIC PROTECTION SHERIFF-CORONER  
 ACTIVITY: POLICE PROTECTION

DETAIL BY REVENUE CATEGORY AND EXPENDITURE OBJECT	2020-21 ACTUAL	2021-22 ACTUAL	2022-23 RECOMMENDED BUDGET	2022-23 ADOPTED BUDGET
<b>REVENUES</b>				
INTERGOVERNMENTAL REVENUE	\$62,251	\$0	\$0	\$0
<b>TOTAL REVENUES</b>	<b>62,251</b>	<b>0</b>	<b>0</b>	<b>0</b>
<b>EXPENSES</b>				
FIXED ASSETS				
INTANGIBLE - SOFTWARE UPGRADE	61,981	34	0	0
<b>TOTAL EXPENSES</b>	<b>61,981</b>	<b>34</b>	<b>0</b>	<b>0</b>
<b>NET COUNTY RETURN/(COST)</b>	<b>\$270</b>	<b>(\$34)</b>	<b>\$0</b>	<b>\$0</b>

**DESCRIPTION:**

Homeland Security Grant Program California Office of Emergency Services, with funding from FEMA, sub-grants the local emergency operational areas with monies to purchase equipment and provide training to establish and enhance response to HAZ-MAT, CBRNE, and/or other catastrophic all-hazard events. Projects can include, but are not limited to, purchase of response equipment for fire/law enforcement, advanced training related events, portable and mobile radios to enhance interoperability with surrounding agencies, and purchase of critical infrastructure enhancements such as generators, physical security, and radio systems. It is a multiyear grant with overlapping award years, and projects are funded on a reimbursement basis from this budget.

COUNTY OF GLENN  
 FINANCING SOURCES AND USES BY BUDGET UNIT BY OBJECT  
 GOVERNMENTAL FUNDS  
 FISCAL YEAR 2022-23

BUDGET UNIT: **01042133 HOMELAND SECURITY GRANT 2019** RICHARD WARREN  
 FUNCTION: PUBLIC PROTECTION SHERIFF-CORONER  
 ACTIVITY: POLICE PROTECTION

DETAIL BY REVENUE CATEGORY AND EXPENDITURE OBJECT	2020-21 ACTUAL	2021-22 ACTUAL	2022-23 RECOMMENDED BUDGET	2022-23 ADOPTED BUDGET
<b>REVENUES</b>				
INTERGOVERNMENTAL REVENUE	\$0	\$0	\$0	\$0
<b>TOTAL REVENUES</b>	<b>0</b>	<b>0</b>	<b>0</b>	<b>0</b>
<b>EXPENSES</b>				
SERVICES & SUPPLIES	0	34,703	0	0
<b>FIXED ASSETS</b>				
EQUIPMENT	12,945	55,626	0	0
BUILDINGS & IMPROVEMENTS	0	0	0	0
<b>TOTAL EXPENSES</b>	<b>12,945</b>	<b>90,329</b>	<b>0</b>	<b>0</b>
<b>NET COUNTY RETURN/(COST)</b>	<b>(\$12,945)</b>	<b>(\$90,329)</b>	<b>\$0</b>	<b>\$0</b>

**DESCRIPTION:**

Homeland Security Grant Program California Office of Emergency Services, with funding from FEMA, sub-grants the local emergency operational areas with monies to purchase equipment and provide training to establish and enhance response to HAZ-MAT, CBRNE, and/or other catastrophic all-hazard events. Projects can include, but are not limited to, purchase of response equipment for fire/law enforcement, advanced training related events, portable and mobile radios to enhance interoperability with surrounding agencies, and purchase of critical infrastructure enhancements such as generators, physical security, and radio systems. It is a multiyear grant with overlapping award years, and projects are funded on a reimbursement basis from this budget.

COUNTY OF GLENN  
 FINANCING SOURCES AND USES BY BUDGET UNIT BY OBJECT  
 GOVERNMENTAL FUNDS  
 FISCAL YEAR 2022-23

BUDGET UNIT: **01042134 OES PSPS RESILIENCY AWARD** RICHARD WARREN  
 FUNCTION: PUBLIC PROTECTION SHERIFF-CORONER  
 ACTIVITY: POLICE PROTECTION

DETAIL BY REVENUE CATEGORY AND EXPENDITURE OBJECT	2020-21 ACTUAL	2021-22 ACTUAL	2022-23 RECOMMENDED BUDGET	2022-23 ADOPTED BUDGET
<b>REVENUES</b>				
INTERGOVERNMENTAL REVENUE	\$78,758	\$0	\$0	\$0
<b>TOTAL REVENUES</b>	<b>78,758</b>	<b>0</b>	<b>0</b>	<b>0</b>
<b>EXPENSES</b>				
SERVICES & SUPPLIES	0	8,357	8,357	8,357
FIXED ASSETS				
EQUIPMENT	25,940	205,591	199,150	199,150
<b>TOTAL EXPENSES</b>	<b>25,940</b>	<b>205,591</b>	<b>199,150</b>	<b>199,150</b>
<b>NET COUNTY RETURN/(COST)</b>	<b>\$52,818</b>	<b>(\$205,591)</b>	<b>(\$199,150)</b>	<b>(\$199,150)</b>

**DESCRIPTION:**

PSPS Resiliency Award is a one-time grant provided by the State CalOES to assist the County in responding to Public Safety Power Shutoffs. Allowable costs include equipment, planning, risk assessment, education, one-time costs associated with identifying and equipping resource centers for the public to access during electrical disruptions. The County has previously identified a pressing need to equip the County EOC with backup generator power and has allocated these funds to be used to complete the purchase of a generator for that site using match funds from multiple Homeland Security Grants. The County also received an additional allocation for this grant in 2020, which requires at least 50% be spent on specific focus areas. After careful consideration, it was determined the 50% allocation would go towards funding school-related PSPS projects, with the remainder funding critical fire communications and generator replacements for impacted critical communications sites within the historical PSPS boundaries in Glenn County, specifically western Glenn County.

COUNTY OF GLENN  
 FINANCING SOURCES AND USES BY BUDGET UNIT BY OBJECT  
 GOVERNMENTAL FUNDS  
 FISCAL YEAR 2022-23

BUDGET UNIT: **01042135 SHERIFF CIVIL DIVISION** RICHARD WARREN  
 FUNCTION: PUBLIC PROTECTION SHERIFF-CORONER  
 ACTIVITY: POLICE PROTECTION

DETAIL BY REVENUE CATEGORY AND EXPENDITURE OBJECT	2020-21 ACTUAL	2021-22 ACTUAL	2022-23 RECOMMENDED BUDGET	2022-23 ADOPTED BUDGET
<b>REVENUES</b>				
CHARGES FOR CURRENT SERVICES	\$30,692	\$21,075	\$19,000	\$19,000
MISCELLANEOUS REVENUES	0	0	6	6
<b>TOTAL REVENUES</b>	<b>30,692</b>	<b>21,075</b>	<b>19,006</b>	<b>19,006</b>
<b>EXPENSES</b>				
SALARIES & BENEFITS	104,546	109,743	115,667	115,667
SERVICES & SUPPLIES	15,138	17,723	23,223	24,801
OTHER CHARGES	13,644	7,017	6,576	6,576
OTHER FINANCING USES	0	0	0	0
<b>TOTAL EXPENSES</b>	<b>133,328</b>	<b>134,483</b>	<b>145,466</b>	<b>147,044</b>
<b>NET COUNTY RETURN/(COST)</b>	<b>(\$102,636)</b>	<b>(\$113,408)</b>	<b>(\$126,460)</b>	<b>(\$128,038)</b>

**DESCRIPTION:**

As mandated by law, this division carries out the processing and serving of civil papers issued by the Courts. Revenues are received from the serving of civil processes. Fees are set by legislation and are standard throughout the State.



COUNTY OF GLENN  
 FINANCING SOURCES AND USES BY BUDGET UNIT BY OBJECT  
 GOVERNMENTAL FUNDS  
 FISCAL YEAR 2022-23

BUDGET UNIT: **01042136 HOMELAND SECURITY GRANT 2020** RICHARD WARREN  
 FUNCTION: PUBLIC PROTECTION SHERIFF-CORONER  
 ACTIVITY: POLICE PROTECTION

DETAIL BY REVENUE CATEGORY AND EXPENDITURE OBJECT	2020-21 ACTUAL	2021-22 ACTUAL	2022-23 RECOMMENDED BUDGET	2022-23 ADOPTED BUDGET
<b>REVENUES</b>				
INTERGOVERNMENTAL REVENUE	\$0	\$0	\$104,885	\$104,885
<b>TOTAL REVENUES</b>	<b>0</b>	<b>0</b>	<b>104,885</b>	<b>104,885</b>
<b>EXPENSES</b>				
SALARIES & BENEFITS	0	1,467	3,000	3,000
SERVICES & SUPPLIES	0	12	17,800	17,800
FIXED ASSETS				
EQUIPMENT	0	0	84,085	84,085
<b>TOTAL EXPENSES</b>	<b>0</b>	<b>1,479</b>	<b>104,885</b>	<b>104,885</b>
<b>NET COUNTY RETURN/(COST)</b>	<b>\$0</b>	<b>(\$1,479)</b>	<b>\$0</b>	<b>\$0</b>

**DESCRIPTION:**

Homeland Security Grant Program California Office of Emergency Services, with funding from FEMA, sub-grants the local emergency operational areas with monies to purchase equipment and provide training to establish and enhance response to HAZ-MAT, CBRNE, and/or other catastrophic all-hazard events. Projects can include, but are not limited to, purchase of response equipment for fire/law enforcement, advanced training related events, portable and mobile radios to enhance interoperability with surrounding agencies, and purchase of critical infrastructure enhancements such as generators, physical security, and radio systems. It is a multiyear grant with overlapping award years, and projects are funded on a reimbursement basis from this budget.

COUNTY OF GLENN  
 FINANCING SOURCES AND USES BY BUDGET UNIT BY OBJECT  
 GOVERNMENTAL FUNDS  
 FISCAL YEAR 2022-23

BUDGET UNIT: **01042140 JAIL** RICHARD WARREN  
 FUNCTION: PUBLIC PROTECTION SHERIFF-CORONER  
 ACTIVITY: DETENTION & CORRECTION

DETAIL BY REVENUE CATEGORY AND EXPENDITURE OBJECT	2020-21 ACTUAL	2021-22 ACTUAL	2022-23 RECOMMENDED BUDGET	2022-23 ADOPTED BUDGET
<b>REVENUES</b>				
INTERGOVERNMENTAL REVENUE	\$915,002	\$231,591	\$42,000	\$42,000
CHARGES FOR CURRENT SERVICES	102,244	78,323	87,250	87,250
MISCELLANEOUS REVENUES	19,071	1,592	0	0
OTHER FINANCING SOURCES	0	170,528	0	0
<b>TOTAL REVENUES</b>	<b>1,036,317</b>	<b>482,034</b>	<b>129,250</b>	<b>129,250</b>
<b>EXPENSES</b>				
SALARIES & BENEFITS	2,624,750	2,749,054	3,006,595	3,006,594
SERVICES & SUPPLIES	1,549,957	1,803,250	1,844,979	1,957,381
OTHER CHARGES	586,765	668,339	644,134	644,134
FIXED ASSETS				
EQUIPMENT	0	170,528	0	0
<b>TOTAL EXPENSES</b>	<b>4,761,472</b>	<b>5,391,171</b>	<b>5,495,708</b>	<b>5,608,109</b>
<b>NET COUNTY RETURN/(COST)</b>	<b>(\$3,725,155)</b>	<b>(\$4,909,137)</b>	<b>(\$5,366,458)</b>	<b>(\$5,478,859)</b>

**DESCRIPTION:**

The Jail budget provides for the care, custody, and protection of inmates housed in the Glenn County Adult Detention Facility. Title 15 of the California Code of Regulations governs the operations and policies of this division. The facility must also meet the standards of the Glenn County Health Department and the State Fire Marshal. In order to comply with these numerous requirements the jail must provide, among many other things, living space of a specific square footage per prisoner, meals that meet stringent nutritional standards, transportation to medical and dental appointments, as well as various court appearances, and medical roll call and treatment. Due to its inherent nature, the Jail has no significant source of revenue except for the housing of inmates from other counties or State paroles.

COUNTY OF GLENN  
 FINANCING SOURCES AND USES BY BUDGET UNIT BY OBJECT  
 GOVERNMENTAL FUNDS  
 FISCAL YEAR 2022-23

BUDGET UNIT: **01042142 JAIL STANDARDS & TRAINING** RICHARD WARREN  
 FUNCTION: PUBLIC PROTECTION SHERIFF-CORONER  
 ACTIVITY: DETENTION & CORRECTION

DETAIL BY REVENUE CATEGORY AND EXPENDITURE OBJECT	2020-21 ACTUAL	2021-22 ACTUAL	2022-23 RECOMMENDED BUDGET	2022-23 ADOPTED BUDGET
<b>REVENUES</b>				
INTERGOVERNMENTAL REVENUE	\$13,515	\$11,808	\$6,600	\$6,600
<b>TOTAL REVENUES</b>	<b>13,515</b>	<b>11,808</b>	<b>6,600</b>	<b>6,600</b>
<b>EXPENSES</b>				
SERVICES & SUPPLIES	8,991	8,788	6,600	6,600
<b>TOTAL EXPENSES</b>	<b>8,991</b>	<b>8,788</b>	<b>6,600</b>	<b>6,600</b>
<b>NET COUNTY RETURN/(COST)</b>	<b>\$4,524</b>	<b>\$3,020</b>	<b>\$0</b>	<b>\$0</b>

**DESCRIPTION:**

State funds are received to supplement expenses for State mandated correctional staff training based upon department staffing levels.

COUNTY OF GLENN  
 FINANCING SOURCES AND USES BY BUDGET UNIT BY OBJECT  
 GOVERNMENTAL FUNDS  
 FISCAL YEAR 2022-23

BUDGET UNIT: **01042143 OES EMPG GRANT 2020** RICHARD WARREN  
 FUNCTION: PUBLIC PROTECTION SHERIFF-CORONER  
 ACTIVITY: POLICE PROTECTION

DETAIL BY REVENUE CATEGORY AND EXPENDITURE OBJECT	2020-21 ACTUAL	2021-22 ACTUAL	2022-23 RECOMMENDED BUDGET	2022-23 ADOPTED BUDGET
<b>REVENUES</b>				
INTERGOVERNMENTAL REVENUE	\$117,224	\$80,849	\$0	\$0
MISCELLANEOUS REVENUES	229	0	0	0
<b>TOTAL REVENUES</b>	<b>117,453</b>	<b>80,849</b>	<b>0</b>	<b>0</b>
<b>EXPENSES</b>				
SALARIES & BENEFITS	127,785	6,298	0	0
SERVICES & SUPPLIES	4,500	0	0	0
FIXED ASSETS				
EQUIPMENT	0	0	0	0
VEHICLES	0	59,541	0	0
<b>TOTAL EXPENSES</b>	<b>132,285</b>	<b>65,839</b>	<b>0</b>	<b>0</b>
<b>NET COUNTY RETURN/(COST)</b>	<b>(\$14,832)</b>	<b>\$15,010</b>	<b>\$0</b>	<b>\$0</b>

**DESCRIPTION:**

This is a State funded program, the Emergency Management Performance Grant Program, whose mission is to provide support to integrate hazard identification, risk assessment, risk management and prevention, develop and maintain a plan to prepare for, mitigate, respond to and recover from all-hazard emergencies through utilization of the NIMS/SEMS system. This grant funds the critical Deputy Director of Office Emergency Services who manages the Operational Area's emergency response program, which includes the development of a plan and the coordination of this plan between jurisdictions and special districts to effectively respond to and recover from all-hazard incidents. It is a multiyear grant with overlapping award years, and projects are funded on a reimbursement basis from this budget.

COUNTY OF GLENN  
 FINANCING SOURCES AND USES BY BUDGET UNIT BY OBJECT  
 GOVERNMENTAL FUNDS  
 FISCAL YEAR 2022-23

BUDGET UNIT: **01042144 HOMELAND SECURITY GRANT 2021** RICHARD WARREN  
 FUNCTION: PUBLIC PROTECTION SHERIFF-CORONER  
 ACTIVITY: POLICE PROTECTION

DETAIL BY REVENUE CATEGORY AND EXPENDITURE OBJECT	2020-21 ACTUAL	2021-22 ACTUAL	2022-23 RECOMMENDED BUDGET	2022-23 ADOPTED BUDGET
<b>REVENUES</b>				
INTERGOVERNMENTAL REVENUE	\$0	\$0	\$240,480	\$240,480
MISCELLANEOUS REVENUES	0	0	0	0
<b>TOTAL REVENUES</b>	<b>0</b>	<b>0</b>	<b>240,480</b>	<b>240,480</b>
<b>EXPENSES</b>				
SERVICES & SUPPLIES	0	0	30,088	30,088
OTHER CHARGES	0	0	20,000	20,000
FIXED ASSETS				
EQUIPMENT	0	0	162,598	162,598
STRUCTURES & IMPROVEMENTS	0	0	27,794	27,794
<b>TOTAL EXPENSES</b>	<b>0</b>	<b>0</b>	<b>240,480</b>	<b>240,480</b>
<b>NET COUNTY RETURN/(COST)</b>	<b>\$0</b>	<b>\$0</b>	<b>\$0</b>	<b>\$0</b>

**DESCRIPTION:**

Homeland Security Grant Program California Office of Emergency Services, with funding from FEMA, sub-grants the local emergency operational areas with monies to purchase equipment and provide training to establish and enhance response to HAZ-MAT, CBRNE, and/or other catastrophic all-hazard events. Projects can include, but are not limited to, purchase of response equipment for fire/law enforcement, advanced training related events, portable and mobile radios to enhance interoperability with surrounding agencies, and purchase of critical infrastructure enhancements such as generators, physical security, and radio systems. It is a multiyear grant with overlapping award years, and projects are funded on a reimbursement basis from this budget.

COUNTY OF GLENN  
 FINANCING SOURCES AND USES BY BUDGET UNIT BY OBJECT  
 GOVERNMENTAL FUNDS  
 FISCAL YEAR 2022-23

BUDGET UNIT: **01042145 OES EMPG GRANT 2021** RICHARD WARREN  
 FUNCTION: PUBLIC PROTECTION SHERIFF-CORONER  
 ACTIVITY: POLICE PROTECTION

DETAIL BY REVENUE CATEGORY AND EXPENDITURE OBJECT	2020-21 ACTUAL	2021-22 ACTUAL	2022-23 RECOMMENDED BUDGET	2022-23 ADOPTED BUDGET
<b>REVENUES</b>				
INTERGOVERNMENTAL REVENUE	\$0	\$95,464	\$191,159	\$191,159
MISCELLANEOUS REVENUES	3	275	0	0
<b>TOTAL REVENUES</b>	<b>3</b>	<b>95,739</b>	<b>191,159</b>	<b>191,159</b>
<b>EXPENSES</b>				
SALARIES & BENEFITS	0	125,877	9,866	0
SERVICES & SUPPLIES	0	6,539	19,778	19,778
<b>FIXED ASSETS</b>				
EQUIPMENT	0	0	53,000	53,000
OTHER FINANCING USES	0	0	136,227	146,093
<b>TOTAL EXPENSES</b>	<b>0</b>	<b>132,416</b>	<b>218,871</b>	<b>218,871</b>
<b>NET COUNTY RETURN/(COST)</b>	<b>\$3</b>	<b>(\$36,677)</b>	<b>(\$27,712)</b>	<b>(\$27,712)</b>

**DESCRIPTION:**

This is a State funded program, the Emergency Management Performance Grant Program, whose mission is to provide support to integrate hazard identification, risk assessment, risk management and prevention, develop and maintain a plan to prepare for, mitigate, respond to and recover from all-hazard emergencies through utilization of the NIMS/SEMS system. This grant funds the critical Deputy Director of Office Emergency Services who manages the Operational Area's emergency response program, which includes the development of a plan and the coordination of this plan between jurisdictions and special districts to effectively respond to and recover from all-hazard incidents. It is a multiyear grant with overlapping award years, and projects are funded on a reimbursement basis from this budget.

COUNTY OF GLENN  
 FINANCING SOURCES AND USES BY BUDGET UNIT BY OBJECT  
 GOVERNMENTAL FUNDS  
 FISCAL YEAR 2022-23

BUDGET UNIT: **01042150 PROBATION DEPARTMENT** BRANDON THOMPSON  
 FUNCTION: PUBLIC PROTECTION CHIEF PROBATION OFFICER &  
 ACTIVITY: DETENTION & CORRECTION VETERANS SERVICES OFFICER

DETAIL BY REVENUE CATEGORY AND EXPENDITURE OBJECT	2020-21 ACTUAL	2021-22 ACTUAL	2022-23 RECOMMENDED BUDGET	2022-23 ADOPTED BUDGET
<b>REVENUES</b>				
FINES, FORFEITURES & PENALTIES	\$30,690	\$40	\$0	\$0
INTERGOVERNMENTAL REVENUE	1,664	61,995	61,995	61,995
CHARGES FOR CURRENT SERVICES	87,710	134,361	105,475	105,475
MISCELLANEOUS REVENUES	12,800	11,496	4,773	4,773
OTHER FINANCING SOURCES	509,740	504,858	730,000	3,692,584
<b>TOTAL REVENUES</b>	<b>642,604</b>	<b>712,750</b>	<b>902,243</b>	<b>3,864,827</b>
<b>EXPENSES</b>				
SALARIES & BENEFITS	574,150	852,028	986,414	2,892,648
SERVICES & SUPPLIES	74,953	126,447	91,984	923,320
OTHER CHARGES	108,471	105,049	137,102	379,594
<b>FIXED ASSETS</b>				
VEHICLES	0	0	0	60,000
<b>TOTAL EXPENSES</b>	<b>757,574</b>	<b>1,083,524</b>	<b>1,215,500</b>	<b>4,255,562</b>
<b>NET COUNTY RETURN/(COST)</b>	<b>(\$114,970)</b>	<b>(\$370,774)</b>	<b>(\$313,257)</b>	<b>(\$390,735)</b>

**DESCRIPTION:**

Under the general direction of the Judge of the Superior Court, the Chief Probation Officer administers the adult and juvenile probation programs. The department is responsible for formulating plans for the redirection of probationers, preparing court reports, and making recommendations as to the final disposition of cases, collecting monies for the County and courts, community safety through field supervision and advising the Board of Supervisors on probation matters.

COUNTY OF GLENN  
 FINANCING SOURCES AND USES BY BUDGET UNIT BY OBJECT  
 GOVERNMENTAL FUNDS  
 FISCAL YEAR 2022-23

BUDGET UNIT: **01042155 JUVENILE HALL** BRANDON THOMPSON  
 FUNCTION: PUBLIC PROTECTION CHIEF PROBATION OFFICER &  
 ACTIVITY: DETENTION & CORRECTION VETERANS SERVICES OFFICER

DETAIL BY REVENUE CATEGORY AND EXPENDITURE OBJECT	2020-21 ACTUAL	2021-22 ACTUAL	2022-23	2022-23
			RECOMMENDED BUDGET	ADOPTED BUDGET
<b>REVENUES</b>				
INTERGOVERNMENTAL REVENUE	\$292	\$0	\$0	\$0
MISCELLANEOUS REVENUES	44,091	0	0	0
OTHER FINANCING SOURCES	0	0	100,000	100,000
<b>TOTAL REVENUES</b>	<b>44,383</b>	<b>0</b>	<b>100,000</b>	<b>100,000</b>
<b>EXPENSES</b>				
SALARIES & BENEFITS	214,003	145,508	158,615	0
SERVICES & SUPPLIES	95,225	257,426	396,182	0
OTHER CHARGES	52,874	226,804	221,514	0
OTHER FINANCING USES	0	0	0	706,815
<b>TOTAL EXPENSES</b>	<b>362,102</b>	<b>629,738</b>	<b>776,311</b>	<b>706,815</b>
<b>NET COUNTY RETURN/(COST)</b>	<b>(\$317,719)</b>	<b>(\$629,738)</b>	<b>(\$676,311)</b>	<b>(\$606,815)</b>

**DESCRIPTION:**

As a result of 2017/18 budget proceedings, the County has outsourced and has entered in to a contract with Tehama County for juvenile incarceration services.



COUNTY OF GLENN  
 FINANCING SOURCES AND USES BY BUDGET UNIT BY OBJECT  
 GOVERNMENTAL FUNDS  
 FISCAL YEAR 2022-23

BUDGET UNIT: **01042156 PROBATION STANDARDS & TRAINING** BRANDON THOMPSON  
 FUNCTION: PUBLIC PROTECTION CHIEF PROBATION OFFICER &  
 ACTIVITY: DETENTION & CORRECTION VETERANS SERVICES OFFICER

DETAIL BY REVENUE CATEGORY AND EXPENDITURE OBJECT	2020-21 ACTUAL	2021-22 ACTUAL	2022-23 RECOMMENDED BUDGET	2022-23 ADOPTED BUDGET
<b>REVENUES</b>				
INTERGOVERNMENTAL REVENUE	\$5,809	\$0	\$9,984	\$9,984
<b>TOTAL REVENUES</b>	<b>5,809</b>	<b>0</b>	<b>9,984</b>	<b>9,984</b>
<b>EXPENSES</b>				
SERVICES & SUPPLIES	5,785	1,958	9,984	9,984
<b>TOTAL EXPENSES</b>	<b>5,785</b>	<b>1,958</b>	<b>9,984</b>	<b>9,984</b>
<b>NET COUNTY RETURN/(COST)</b>	<b>\$24</b>	<b>(\$1,958)</b>	<b>\$0</b>	<b>\$0</b>

**DESCRIPTION:**

This source of funding pays for state mandated training for sworn staff within the Probation Department. Based on the minimal level of funding received by the Board of State and Community Corrections, the department has taken the opportunity to have certain staff within the department trained to instruct our staff so that several training components can be performed in house in effort to save training funds to specific trainings throughout the year.

COUNTY OF GLENN  
 FINANCING SOURCES AND USES BY BUDGET UNIT BY OBJECT  
 GOVERNMENTAL FUNDS  
 FISCAL YEAR 2022-23

BUDGET UNIT: **01042158 DELINQUENCY PREVENTION** BRANDON THOMPSON  
 FUNCTION: PUBLIC PROTECTION CHIEF PROBATION OFFICER &  
 ACTIVITY: DETENTION & CORRECTION VETERANS SERVICES OFFICER

DETAIL BY REVENUE CATEGORY AND EXPENDITURE OBJECT	2020-21 ACTUAL	2021-22 ACTUAL	2022-23 RECOMMENDED BUDGET	2022-23 ADOPTED BUDGET
<b>REVENUES</b>				
INTERGOVERNMENTAL REVENUE	\$7,247	\$7,011	\$7,115	\$7,115
MISCELLANEOUS REVENUES	38	13	0	0
OTHER FINANCING SOURCES	116,263	115,049	120,426	120,426
<b>TOTAL REVENUES</b>	<b>123,548</b>	<b>122,073</b>	<b>127,541</b>	<b>127,541</b>
<b>EXPENSES</b>				
SALARIES & BENEFITS	101,432	107,898	116,484	0
SERVICES & SUPPLIES	12,972	10,384	9,668	0
OTHER CHARGES	8,401	2,898	1,389	0
OTHER FINANCING USES	0	0	0	127,541
<b>TOTAL EXPENSES</b>	<b>122,805</b>	<b>121,180</b>	<b>127,541</b>	<b>127,541</b>
<b>NET COUNTY RETURN/(COST)</b>	<b>\$743</b>	<b>\$893</b>	<b>\$0</b>	<b>\$0</b>

**DESCRIPTION:**

State realignment funds provide for a juvenile diversion caseload which enables the department to keep first time juvenile offenders out of juvenile court by utilizing the juvenile work program, community service, essays, reports, counseling, and parenting classes.

COUNTY OF GLENN  
FINANCING SOURCES AND USES BY BUDGET UNIT BY OBJECT  
GOVERNMENTAL FUNDS  
FISCAL YEAR 2022-23

BUDGET UNIT: **01042160 PROBATION SPECIALIZED UNIT** BRANDON THOMPSON  
 FUNCTION: PUBLIC PROTECTION CHIEF PROBATION OFFICER &  
 ACTIVITY: DETENTION & CORRECTION VETERANS SERVICES OFFICER

DETAIL BY REVENUE CATEGORY AND EXPENDITURE OBJECT	2020-21 ACTUAL	2021-22 ACTUAL	2022-23 RECOMMENDED BUDGET	2022-23 ADOPTED BUDGET
<b>REVENUES</b>				
INTERGOVERNMENTAL REVENUE	\$0	\$0	\$167,529	\$167,529
<b>TOTAL REVENUES</b>	<b>0</b>	<b>0</b>	<b>167,529</b>	<b>167,529</b>
<b>EXPENSES</b>				
SALARIES & BENEFITS	0	0	18,529	0
SERVICES & SUPPLIES	0	0	89,000	0
FIXED ASSETS				
VEHICLES	0	0	60,000	0
OTHER FINANCING USES	0	0	0	167,529
<b>TOTAL EXPENSES</b>	<b>0</b>	<b>0</b>	<b>167,529</b>	<b>167,529</b>
<b>NET COUNTY RETURN/(COST)</b>	<b>\$0</b>	<b>\$0</b>	<b>\$0</b>	<b>\$0</b>

**DESCRIPTION:**

The purpose of this program is to provide focused supervision and reduced caseloads for probationers convicted of crimes involving domestic violence, sexual assault, dating violence and/or stalking. The Probation Department was awarded this grant for twelve months, from October 2018 to September 2019.

COUNTY OF GLENN  
 FINANCING SOURCES AND USES BY BUDGET UNIT BY OBJECT  
 GOVERNMENTAL FUNDS  
 FISCAL YEAR 2022-23

BUDGET UNIT: **01042164 PARTNERSHIP GRANT** BRANDON THOMPSON  
 FUNCTION: PUBLIC PROTECTION CHIEF PROBATION OFFICER &  
 ACTIVITY: DETENTION & CORRECTION VETERANS SERVICES OFFICER

DETAIL BY REVENUE CATEGORY AND EXPENDITURE OBJECT	2020-21 ACTUAL	2021-22 ACTUAL	2022-23 RECOMMENDED BUDGET	2022-23 ADOPTED BUDGET
<b>REVENUES</b>				
MISCELLANEOUS REVENUES	\$622	\$0	\$0	\$0
<b>TOTAL REVENUES</b>	<b>622</b>	<b>0</b>	<b>0</b>	<b>0</b>
<b>EXPENSES</b>				
SALARIES & BENEFITS	65,781	48,217	63,111	0
SERVICES & SUPPLIES	417	5,478	4,754	0
OTHER CHARGES	3,598	4,533	1,378	0
OTHER FINANCING USES	0	0	0	69,243
<b>TOTAL EXPENSES</b>	<b>69,796</b>	<b>58,228</b>	<b>69,243</b>	<b>69,243</b>
<b>NET COUNTY RETURN/(COST)</b>	<b>(\$69,174)</b>	<b>(\$58,228)</b>	<b>(\$69,243)</b>	<b>(\$69,243)</b>

**DESCRIPTION:**

This program provides case management for felons who are drug addicted and eligible to receive treatment. Upon completion, offenders are eligible to have their sentences reduced and/or dismissed.

COUNTY OF GLENN  
 FINANCING SOURCES AND USES BY BUDGET UNIT BY OBJECT  
 GOVERNMENTAL FUNDS  
 FISCAL YEAR 2022-23

BUDGET UNIT: **01042168 JUVENILE PROBATION & CAMP FUND** BRANDON THOMPSON  
 FUNCTION: PUBLIC PROTECTION CHIEF PROBATION OFFICER &  
 ACTIVITY: DETENTION & CORRECTION VETERANS SERVICES OFFICER

DETAIL BY REVENUE CATEGORY AND EXPENDITURE OBJECT	2020-21 ACTUAL	2021-22 ACTUAL	2022-23 RECOMMENDED BUDGET	2022-23 ADOPTED BUDGET
<b>REVENUES</b>				
INTERGOVERNMENTAL REVENUE	\$132,428	\$131,274	\$136,547	\$136,547
MISCELLANEOUS REVENUES	0	0	0	0
<b>TOTAL REVENUES</b>	<b>132,428</b>	<b>131,274</b>	<b>136,547</b>	<b>136,547</b>
<b>EXPENSES</b>				
SALARIES & BENEFITS	127,727	125,101	126,956	0
SERVICES & SUPPLIES	833	0	8,224	0
OTHER CHARGES	2,970	0	1,367	0
OTHER FINANCING USES	0	0	0	136,547
<b>TOTAL EXPENSES</b>	<b>131,530</b>	<b>125,101</b>	<b>136,547</b>	<b>136,547</b>
<b>NET COUNTY RETURN/(COST)</b>	<b>\$898</b>	<b>\$6,173</b>	<b>\$0</b>	<b>\$0</b>

**DESCRIPTION:**

This program provides funds for juveniles on formal probation under the supervision of the probation department. The purpose of this program is to serve parents or other family members of these children and in doing increase self-sufficiency, personal responsibility, and family stability for the minor.

COUNTY OF GLENN  
 FINANCING SOURCES AND USES BY BUDGET UNIT BY OBJECT  
 GOVERNMENTAL FUNDS  
 FISCAL YEAR 2022-23

BUDGET UNIT: **01042170 JJCPA GRANT** BRANDON THOMPSON  
 FUNCTION: PUBLIC PROTECTION CHIEF PROBATION OFFICER &  
 ACTIVITY: DETENTION & CORRECTION VETERANS SERVICES OFFICER

DETAIL BY REVENUE CATEGORY AND EXPENDITURE OBJECT	2020-21 ACTUAL	2021-22 ACTUAL	2022-23 RECOMMENDED BUDGET	2022-23 ADOPTED BUDGET
<b>REVENUES</b>				
INTERGOVERNMENTAL REVENUE	\$123,741	\$129,045	\$135,115	\$135,115
MISCELLANEOUS REVENUES	38	13	0	0
<b>TOTAL REVENUES</b>	<b>123,779</b>	<b>129,058</b>	<b>135,115</b>	<b>135,115</b>
<b>EXPENSES</b>				
SALARIES & BENEFITS	121,446	121,775	132,025	0
SERVICES & SUPPLIES	681	4,001	2,480	0
OTHER CHARGES	575	0	610	0
OTHER FINANCING USES	0	0	0	135,115
<b>TOTAL EXPENSES</b>	<b>122,702</b>	<b>125,776</b>	<b>135,115</b>	<b>135,115</b>
<b>NET COUNTY RETURN/(COST)</b>	<b>\$1,077</b>	<b>\$3,282</b>	<b>\$0</b>	<b>\$0</b>

**DESCRIPTION:**

This grant program provides risk assessment and supervision to first time offenders who are either gang involved or exhibiting disruptive behaviors.

COUNTY OF GLENN  
 FINANCING SOURCES AND USES BY BUDGET UNIT BY OBJECT  
 GOVERNMENTAL FUNDS  
 FISCAL YEAR 2022-23

BUDGET UNIT: **01042350 DOJ TOBACCO GRANT PROGRAM** RICHARD WARREN  
 FUNCTION: PUBLIC PROTECTION SHERIFF-CORONER  
 ACTIVITY: POLICE PROTECTION

DETAIL BY REVENUE CATEGORY AND EXPENDITURE OBJECT	2020-21 ACTUAL	2021-22 ACTUAL	2022-23 RECOMMENDED BUDGET	2022-23 ADOPTED BUDGET
<b>REVENUES</b>				
INTERGOVERNMENTAL REVENUE	\$206,447	\$0	\$0	\$0
<b>TOTAL REVENUES</b>	<b>206,447</b>	<b>0</b>	<b>0</b>	<b>0</b>
<b>EXPENSES</b>				
SALARIES & BENEFITS	0	0	0	0
SERVICES & SUPPLIES	46,685	0	0	0
OTHER CHARGES	2,587	0	0	0
OTHER FINANCING USES	113,656	0	0	0
<b>TOTAL EXPENSES</b>	<b>162,928</b>	<b>0</b>	<b>0</b>	<b>0</b>
<b>NET COUNTY RETURN/(COST)</b>	<b>\$43,519</b>	<b>\$0</b>	<b>\$0</b>	<b>\$0</b>

**DESCRIPTION:**

Three-year funding for this program is received from the State Department of Justice to operate a tobacco grant program. This grant will provide funding for two additional Deputy Sheriff positions which will be hired as School Resource Officers to be used throughout the County school system focusing on tobacco related issues. Staff will provide education prevention, intervention and conduct tobacco-related enforcement operations targeting locations where minors are likely to be present, such as playgrounds, youth sporting events and school campuses.

COUNTY OF GLENN  
 FINANCING SOURCES AND USES BY BUDGET UNIT BY OBJECT  
 GOVERNMENTAL FUNDS  
 FISCAL YEAR 2022-23

BUDGET UNIT: **01042360 BOAT PATROL** RICHARD WARREN  
 FUNCTION: PUBLIC PROTECTION SHERIFF-CORONER  
 ACTIVITY: POLICE PROTECTION

DETAIL BY REVENUE CATEGORY AND EXPENDITURE OBJECT	2020-21 ACTUAL	2021-22 ACTUAL	2022-23 RECOMMENDED BUDGET	2022-23 ADOPTED BUDGET
<b>REVENUES</b>				
INTERGOVERNMENTAL REVENUE	\$163,040	\$38,718	\$108,111	\$108,111
MISCELLANEOUS REVENUES	0	3,615	385	385
<b>TOTAL REVENUES</b>	<b>163,040</b>	<b>42,333</b>	<b>108,496</b>	<b>108,496</b>
<b>EXPENSES</b>				
SALARIES & BENEFITS	100,287	6,985	0	0
SERVICES & SUPPLIES	9,868	4,119	6,200	7,699
OTHER CHARGES	3,590	2,233	0	0
OTHER FINANCING USES	113,656	27,166	105,575	104,076
<b>TOTAL EXPENSES</b>	<b>227,401</b>	<b>40,503</b>	<b>111,775</b>	<b>111,775</b>
<b>NET COUNTY RETURN/(COST)</b>	<b>(\$64,361)</b>	<b>\$1,830</b>	<b>(\$3,279)</b>	<b>(\$3,279)</b>

**DESCRIPTION:**

The department's mission is to provide a safe environment within which all may enjoy boating activities. Accident prevention and safe waterways are provided through the enforcement of boating laws. Organized boating activities are supervised for water safety and protection. The unit has the responsibility for search and rescue operations originating from on-the-water activities.



COUNTY OF GLENN  
 FINANCING SOURCES AND USES BY BUDGET UNIT BY OBJECT  
 GOVERNMENTAL FUNDS  
 FISCAL YEAR 2022-23

BUDGET UNIT: **01051020 BUILDING STANDARD ADMIN FEE** MARDY THOMAS  
 FUNCTION: PUBLIC PROTECTION PLANNING & COMMUNITY  
 ACTIVITY: PROTECTION INSPECTION DEVELOPMENT SVCS DIRECTOR

DETAIL BY REVENUE CATEGORY AND EXPENDITURE OBJECT	2020-21 ACTUAL	2021-22 ACTUAL	2022-23 RECOMMENDED BUDGET	2022-23 ADOPTED BUDGET
REVENUES				
USE OF MONEY & PROPERTY	\$25	\$18	\$20	\$20
CHARGES FOR CURRENT SERVICES	195	156	200	200
TOTAL REVENUES	<u>220</u>	<u>174</u>	<u>220</u>	<u>220</u>
NET COUNTY RETURN/(COST)	<u>\$220</u>	<u>\$174</u>	<u>\$220</u>	<u>\$220</u>

**DESCRIPTION:**

This fund, known as the Building Standards Administration Special Revolving Fund (BSASRF), is used to collect \$1.00 from each building permit issued by Glenn County, and requires reporting sent quarterly to the State of California, with 90% of the fees collected each quarter going to the California Building Standards Commission (CBSC). The fund supports specific activities and programs of the State of California: CBSC, Housing and Community Development and the State Fire Marshal. The remaining 10% is for related administrative costs.

COUNTY OF GLENN  
 FINANCING SOURCES AND USES BY BUDGET UNIT BY OBJECT  
 GOVERNMENTAL FUNDS  
 FISCAL YEAR 2022-23

BUDGET UNIT: **01051030 CASP CERTIFICATE & TRAINING FUND** MARDY THOMAS  
 FUNCTION: PUBLIC PROTECTION PLANNING & COMMUNITY  
 ACTIVITY: PROTECTION INSPECTION DEVELOPMENT SVCS DIRECTOR

DETAIL BY REVENUE CATEGORY AND EXPENDITURE OBJECT	2020-21 ACTUAL	2021-22 ACTUAL	2022-23 RECOMMENDED BUDGET	2022-23 ADOPTED BUDGET
<b>REVENUES</b>				
LICENSES & PERMITS	\$1,760	\$2,016	\$1,000	\$1,000
USE OF MONEY & PROPERTY	17	28	0	0
<b>TOTAL REVENUES</b>	<b>1,777</b>	<b>2,044</b>	<b>1,000</b>	<b>1,000</b>
<b>EXPENSES</b>				
SERVICES & SUPPLIES	0	0	500	500
<b>TOTAL EXPENSES</b>	<b>0</b>	<b>0</b>	<b>500</b>	<b>500</b>
<b>NET COUNTY RETURN/(COST)</b>	<b>\$1,777</b>	<b>\$2,044</b>	<b>\$500</b>	<b>\$500</b>

**DESCRIPTION:**

This fund, known as the Certified Access Specialist Program, is used to collect \$4.00 from each building permit issued by Glenn County and requires reporting quarterly to the State of California, with 10% of the fees collected each quarter sent to Division of the State Architect. The program was developed to ensure local building inspectors understand the requirements and State law regarding accessibility compliance with new construction and existing facilities. The remaining 90% of the fund is for training the building inspection staff.

COUNTY OF GLENN  
 FINANCING SOURCES AND USES BY BUDGET UNIT BY OBJECT  
 GOVERNMENTAL FUNDS  
 FISCAL YEAR 2022-23

BUDGET UNIT: **01052113 CENTRALIZED DISPATCH** SCOTT H. DE MOSS  
 FUNCTION: PUBLIC PROTECTION COUNTY ADMINISTRATIVE  
 ACTIVITY: POLICE PROTECTION OFFICER

DETAIL BY REVENUE CATEGORY AND EXPENDITURE OBJECT	2020-21 ACTUAL	2021-22 ACTUAL	2022-23 RECOMMENDED BUDGET	2022-23 ADOPTED BUDGET
REVENUES				
USE OF MONEY & PROPERTY	\$2	1	0	0
TOTAL REVENUES	2	1	0	0
NET COUNTY RETURN/(COST)	\$2	\$1	\$0	\$0

**DESCRIPTION:**

The Sheriff's Dispatch unit serves as the only 24/7 law enforcement dispatching service for the entire County. Emergency Dispatchers receive thousands of emergency and non-emergency calls for service from citizens in the unincorporated county and both incorporated cities. It is the sole full time Public Service Answering Point, the point where Emergency Enhanced 9-1-1 calls are received, for Glenn County. In addition to dispatching duties, it is the countywide warrant repository, managing over 5,000 active warrants. It also is the main switch to the State Department of Justice which allows criminal justice agencies access to state criminal justice systems. The Emergency Communications Center prides itself on providing a safety net for citizens and officers alike and endeavors to serve the public in all aspects of public safety. All E9-1-1 calls for law enforcement as well as Emergency Services, medical, and fire services are properly routed through the Center. The countywide reverse 9-1-1 system is housed within the center for 24-hour deployment if needed. In an emergency the Center has the ability to assume fire department dispatching and assistance. After hours call taking is provided for allied county and state agencies.

COUNTY OF GLENN  
 FINANCING SOURCES AND USES BY BUDGET UNIT BY OBJECT  
 GOVERNMENTAL FUNDS  
 FISCAL YEAR 2022-23

BUDGET UNIT: **01052125 JAIL SLESA** RICHARD WARREN  
 FUNCTION: PUBLIC PROTECTION SHERIFF-CORONER  
 ACTIVITY: DETENTION & CORRECTION

DETAIL BY REVENUE CATEGORY AND EXPENDITURE OBJECT	2020-21 ACTUAL	2021-22 ACTUAL	2022-23 RECOMMENDED BUDGET	2022-23 ADOPTED BUDGET
<b>REVENUES</b>				
USE OF MONEY & PROPERTY	\$25	\$45	\$0	\$0
INTERGOVERNMENTAL REVENUE	12,718	13,292	10,000	10,000
<b>TOTAL REVENUES</b>	<b>12,743</b>	<b>13,337</b>	<b>10,000</b>	<b>10,000</b>
<b>EXPENSES</b>				
SERVICES & SUPPLIES	0	0	40,000	40,000
<b>TOTAL EXPENSES</b>	<b>0</b>	<b>0</b>	<b>40,000</b>	<b>40,000</b>
<b>NET COUNTY RETURN/(COST)</b>	<b>\$12,743</b>	<b>\$13,337</b>	<b>(\$30,000)</b>	<b>(\$30,000)</b>

**DESCRIPTION:**

The Supplemental Law Enforcement account was created in 1996 under the "COPS" or Citizens Option for Public Safety Program (AB3229). Funds received pursuant to this legislation shall supplement services and shall not be used to supplant any existing funding for law enforcement services. The funding pays for mandated jail maintenance expenses.

COUNTY OF GLENN  
 FINANCING SOURCES AND USES BY BUDGET UNIT BY OBJECT  
 GOVERNMENTAL FUNDS  
 FISCAL YEAR 2022-23

BUDGET UNIT: **01052127 DEA H&S GRANT** RICHARD WARREN  
 FUNCTION: PUBLIC PROTECTION SHERIFF-CORONER  
 ACTIVITY: POLICE PROTECTION

DETAIL BY REVENUE CATEGORY AND EXPENDITURE OBJECT	2020-21 ACTUAL	2021-22 ACTUAL	2022-23 RECOMMENDED BUDGET	2022-23 ADOPTED BUDGET
<b>REVENUES</b>				
INTERGOVERNMENTAL REVENUE	\$7,921	\$9,275	\$24,000	\$24,000
MISCELLANEOUS REVENUES	\$0	\$737	\$0	\$0
<b>TOTAL REVENUES</b>	<b>7,921</b>	<b>10,012</b>	<b>24,000</b>	<b>24,000</b>
<b>EXPENSES</b>				
SALARIES & BENEFITS	5,079	0	0	0
SERVICES & SUPPLIES	7,095	85	1,000	1,000
OTHER CHARGES	1,863	8,746	23,000	23,000
<b>TOTAL EXPENSES</b>	<b>14,037</b>	<b>8,831</b>	<b>24,000</b>	<b>24,000</b>
<b>NET COUNTY RETURN/(COST)</b>	<b>(\$6,116)</b>	<b>\$1,181</b>	<b>\$0</b>	<b>\$0</b>

**DESCRIPTION:**

The Sheriff Drug Enforcement Administration (DEA) H&S grant provides Federal funding for the suppression of illegal marijuana production on a Federal Fiscal Year basis, focused mainly on officers' overtime expenses.

COUNTY OF GLENN  
 FINANCING SOURCES AND USES BY BUDGET UNIT BY OBJECT  
 GOVERNMENTAL FUNDS  
 FISCAL YEAR 2022-23

BUDGET UNIT: **01052134 LAW ENFORCEMENT DONATION** RICHARD WARREN  
 FUNCTION: PUBLIC PROTECTION SHERIFF-CORONER  
 ACTIVITY: POLICE PROTECTION

DETAIL BY REVENUE CATEGORY AND EXPENDITURE OBJECT	2020-21 ACTUAL	2021-22 ACTUAL	2022-23 RECOMMENDED BUDGET	2022-23 ADOPTED BUDGET
<b>REVENUES</b>				
USE OF MONEY & PROPERTY	\$253	\$111	\$0	\$0
MISCELLANEOUS REVENUES	13,934	3,500	1,000	1,000
<b>TOTAL REVENUES</b>	<b>14,187</b>	<b>3,611</b>	<b>1,000</b>	<b>1,000</b>
<b>EXPENSES</b>				
SERVICES & SUPPLIES	11,888	3,500	1,000	1,000
<b>TOTAL EXPENSES</b>	<b>11,888</b>	<b>3,500</b>	<b>1,000</b>	<b>1,000</b>
<b>NET COUNTY RETURN/(COST)</b>	<b>\$2,299</b>	<b>\$111</b>	<b>\$0</b>	<b>\$0</b>

**DESCRIPTION:**

The Glenn County Sheriff's Office receives donations from citizens and local organizations for the purpose of financing specific law enforcement projects such as the Sheriff's VIPS (Volunteers in Partnership with the Sheriff) Program.

COUNTY OF GLENN  
 FINANCING SOURCES AND USES BY BUDGET UNIT BY OBJECT  
 GOVERNMENTAL FUNDS  
 FISCAL YEAR 2022-23

BUDGET UNIT: **01052181 CORNING SUBBASIN GSP GRANT** MARCIE SKELTON  
 FUNCTION: PUBLIC PROTECTION AGRICULTURAL COMMISSIONER  
 ACTIVITY: PROTECTION INSPECTION

DETAIL BY REVENUE CATEGORY AND EXPENDITURE OBJECT	2020-21 ACTUAL	2021-22 ACTUAL	2022-23 RECOMMENDED BUDGET	2022-23 ADOPTED BUDGET
<b>REVENUES</b>				
INTERGOVERNMENTAL REVENUE	\$441,715	\$341,017	\$50,000	\$50,000
<b>TOTAL REVENUES</b>	<b>441,715</b>	<b>341,017</b>	<b>50,000</b>	<b>50,000</b>
<b>EXPENSES</b>				
OTHER FINANCING USES	441,715	341,017	50,000	50,000
<b>TOTAL EXPENSES</b>	<b>441,715</b>	<b>341,017</b>	<b>50,000</b>	<b>50,000</b>
<b>NET COUNTY RETURN/(COST)</b>	<b>\$0</b>	<b>\$0</b>	<b>\$0</b>	<b>\$0</b>

**DESCRIPTION:**

The Board of Supervisors approved Resolution No. 2017-100 which authorized the submission and acceptance of a Sustainable Groundwater Planning Grant application to the California Department of Water Resources (DWR) for the development of a groundwater sustainability plan encompassing the Corning Subbasin. This fund is used to receive and distribute the grant funds to cover Consultant expenses for work within the scope of the grant (01052182). The DWR retains 10% of the reimbursement requests until completion of the project in 2022.

COUNTY OF GLENN  
 FINANCING SOURCES AND USES BY BUDGET UNIT BY OBJECT  
 GOVERNMENTAL FUNDS  
 FISCAL YEAR 2022-23

BUDGET UNIT: **01052182 WATER RESOURCES** MARDY THOMAS  
 FUNCTION: PUBLIC PROTECTION PLANNING & COMMUNITY  
 ACTIVITY: PROTECTION INSPECTION DEVELOPMENT SVCS DIRECTOR

DETAIL BY REVENUE CATEGORY AND EXPENDITURE OBJECT	2020-21 ACTUAL	2021-22 ACTUAL	2022-23 RECOMMENDED BUDGET	2022-23 ADOPTED BUDGET
<b>REVENUES</b>				
LICENSES & PERMITS	\$53,861	\$26,872	\$10,000	\$10,000
INTERGOVERNMENTAL REVENUE	0	48,087	0	0
OTHER FINANCING SOURCES	441,715	341,017	33,100	33,100
<b>TOTAL REVENUES</b>	<b>495,576</b>	<b>415,976</b>	<b>43,100</b>	<b>43,100</b>
<b>EXPENSES</b>				
SERVICES & SUPPLIES	300,019	355,958	43,100	43,100
OTHER CHARGES	0	0	0	0
<b>TOTAL EXPENSES</b>	<b>300,019</b>	<b>355,958</b>	<b>43,100</b>	<b>43,100</b>
<b>NET COUNTY RETURN/(COST)</b>	<b>\$195,557</b>	<b>\$60,018</b>	<b>\$0</b>	<b>\$0</b>

**DESCRIPTION:**

Revenues are collected from a portion of well permitting fees. The portion of revenues collected from well permitting fees is restricted for expenditures relating to uses outlined in Ordinance 1210 to recover costs associated with the maintenance of a groundwater monitoring network. Funds from the Corning Subbasin Groundwater Sustainability Plan Grant fund (01052181) are transferred to reimburse Consultant expenses for the work within the scope of the CSGSP Grant.



COUNTY OF GLENN  
 FINANCING SOURCES AND USES BY BUDGET UNIT BY OBJECT  
 GOVERNMENTAL FUNDS  
 FISCAL YEAR 2022-23

BUDGET UNIT: **01052545 LAW ENFORCEMENT DISCRETIONARY** RICHARD WARREN  
 FUNCTION: PUBLIC PROTECTION SHERIFF-CORONER  
 ACTIVITY: POLICE PROTECTION

DETAIL BY REVENUE CATEGORY AND EXPENDITURE OBJECT	2020-21 ACTUAL	2021-22 ACTUAL	2022-23 RECOMMENDED BUDGET	2022-23 ADOPTED BUDGET
<b>REVENUES</b>				
USE OF MONEY & PROPERTY	\$1,508	\$949	\$0	\$0
INTERGOVERNMENTAL REVENUE	500,000	500,000	500,000	500,000
<b>TOTAL REVENUES</b>	<b>501,508</b>	<b>500,949</b>	<b>500,000</b>	<b>500,000</b>
<b>EXPENSES</b>				
OTHER FINANCING USES	450,000	500,000	500,000	500,000
<b>TOTAL EXPENSES</b>	<b>450,000</b>	<b>500,000</b>	<b>500,000</b>	<b>500,000</b>
<b>NET COUNTY RETURN/(COST)</b>	<b>\$51,508</b>	<b>\$949</b>	<b>\$0</b>	<b>\$0</b>

**DESCRIPTION:**

The Law Enforcement Discretionary account is used to record the Rural County Sheriff's Funding received pursuant to State Assembly Bill 443.

COUNTY OF GLENN  
 FINANCING SOURCES AND USES BY BUDGET UNIT BY OBJECT  
 GOVERNMENTAL FUNDS  
 FISCAL YEAR 2022-23

BUDGET UNIT: **01052550 COUNTY SLESA** RICHARD WARREN  
 FUNCTION: PUBLIC PROTECTION SHERIFF-CORONER  
 ACTIVITY: POLICE PROTECTION

DETAIL BY REVENUE CATEGORY AND EXPENDITURE OBJECT	2020-21 ACTUAL	2021-22 ACTUAL	2022-23 RECOMMENDED BUDGET	2022-23 ADOPTED BUDGET
<b>REVENUES</b>				
USE OF MONEY & PROPERTY	\$724	\$1,049	\$0	\$0
INTERGOVERNMENTAL REVENUE	159,383	161,285	125,000	125,000
<b>TOTAL REVENUES</b>	<b>160,107</b>	<b>162,334</b>	<b>125,000</b>	<b>125,000</b>
<b>EXPENSES</b>				
SALARIES & BENEFITS	119,301	99,444	119,605	119,606
SERVICES & SUPPLIES	0	830	1,660	1,662
OTHER CHARGES	774	5,396	6,290	6,290
<b>TOTAL EXPENSES</b>	<b>120,075</b>	<b>105,670</b>	<b>127,555</b>	<b>127,558</b>
<b>NET COUNTY RETURN/(COST)</b>	<b>\$40,032</b>	<b>\$56,664</b>	<b>(\$2,555)</b>	<b>(\$2,558)</b>

**DESCRIPTION:**

This County Supplemental Law Enforcement Services Fund (SLESF) account was created in 1996 under the "COPS" or Citizens Option for Public Safety Program (AB3229). Funds received pursuant to this legislation shall supplement services and shall not be used to supplant any exiting funding for law enforcement services. The funding pays for mandated front line law enforcement expenses.

COUNTY OF GLENN  
 FINANCING SOURCES AND USES BY BUDGET UNIT BY OBJECT  
 GOVERNMENTAL FUNDS  
 FISCAL YEAR 2022-23

BUDGET UNIT: **01052552 DISTRICT ATTORNEY SLESA** DWAYNE STEWART  
 FUNCTION: PUBLIC PROTECTION DISTRICT ATTORNEY  
 ACTIVITY: JUDICIAL

DETAIL BY REVENUE CATEGORY AND EXPENDITURE OBJECT	2020-21 ACTUAL	2021-22 ACTUAL	2022-23 RECOMMENDED BUDGET	2022-23 ADOPTED BUDGET
REVENUES				
USE OF MONEY & PROPERTY	\$900	\$696	\$0	\$0
INTERGOVERNMENTAL REVENUE	12,718	13,292	0	0
TOTAL REVENUES	13,618	13,988	0	0
NET COUNTY RETURN/(COST)	\$13,618	\$13,988	\$0	\$0

**DESCRIPTION:**

The Supplemental Law Enforcement account was created in 1996 under the "COPS" or Citizens Option for Public Safety Program (AB3229). Funds received pursuant to this legislation shall supplement services and shall not be used to supplant any existing funding for law enforcement services. The funding pays for mandated public safety expenses.

COUNTY OF GLENN  
 FINANCING SOURCES AND USES BY BUDGET UNIT BY OBJECT  
 GOVERNMENTAL FUNDS  
 FISCAL YEAR 2022-23

BUDGET UNIT: **01052557 YOUTH OFFNDR INTNSV SUPERVISION** BRANDON THOMPSON  
 FUNCTION: PUBLIC PROTECTION CHIEF PROBATION OFFICER &  
 ACTIVITY: DETENTION & CORRECTION VETERANS SERVICES OFFICER

DETAIL BY REVENUE CATEGORY AND EXPENDITURE OBJECT	2020-21 ACTUAL	2021-22 ACTUAL	2022-23 RECOMMENDED BUDGET	2022-23 ADOPTED BUDGET
<b>REVENUES</b>				
USE OF MONEY & PROPERTY	\$1,985	\$920	\$0	\$0
INTERGOVERNMENTAL REVENUE	155,606	145,422	148,522	148,522
MISCELLANEOUS REVENUES	39	13	0	0
<b>TOTAL REVENUES</b>	<b>157,630</b>	<b>146,355</b>	<b>148,522</b>	<b>148,522</b>
<b>EXPENSES</b>				
SALARIES & BENEFITS	172,512	112,281	163,926	0
SERVICES & SUPPLIES	11,749	18,542	17,612	0
OTHER CHARGES	4,550	0	2,136	0
OTHER FINANCING USES	0	0	0	185,841
<b>TOTAL EXPENSES</b>	<b>188,811</b>	<b>130,823</b>	<b>183,674</b>	<b>185,841</b>
<b>NET COUNTY RETURN/(COST)</b>	<b>(\$31,181)</b>	<b>\$15,532</b>	<b>(\$35,152)</b>	<b>(\$37,319)</b>

**DESCRIPTION:**

This program was established after the passage of SB 81 due to the Department of Juvenile Justice no longer accepting minors into the facility who have not committed a violent felony. Counties, based on per capita population were awarded block grant to supervise and house youth designated as non-violent.

COUNTY OF GLENN  
 FINANCING SOURCES AND USES BY BUDGET UNIT BY OBJECT  
 GOVERNMENTAL FUNDS  
 FISCAL YEAR 2022-23

BUDGET UNIT: **01052558 SB678 COMM PERFORM INCENTIVE** BRANDON THOMPSON  
 FUNCTION: PUBLIC PROTECTION CHIEF PROBATION OFFICER &  
 ACTIVITY: DETENTION & CORRECTION VETERANS SERVICES OFFICER

DETAIL BY REVENUE CATEGORY AND EXPENDITURE OBJECT	2020-21 ACTUAL	2021-22 ACTUAL	2022-23 RECOMMENDED BUDGET	2022-23 ADOPTED BUDGET
<b>REVENUES</b>				
USE OF MONEY & PROPERTY	\$1,644	\$419	\$0	\$0
INTERGOVERNMENTAL REVENUE	200,838	223,171	400,904	400,904
MISCELLANEOUS REVENUES	756	13	0	0
<b>TOTAL REVENUES</b>	<b>203,238</b>	<b>223,603</b>	<b>400,904</b>	<b>400,904</b>
<b>EXPENSES</b>				
SALARIES & BENEFITS	298,946	200,771	200,859	0
SERVICES & SUPPLIES	17,061	21,226	198,135	0
OTHER CHARGES	11,179	0	1,909	0
OTHER FINANCING USES	0	0	0	401,912
<b>TOTAL EXPENSES</b>	<b>327,186</b>	<b>221,997</b>	<b>400,903</b>	<b>401,912</b>
<b>NET COUNTY RETURN/(COST)</b>	<b>(\$123,948)</b>	<b>\$1,606</b>	<b>\$1</b>	<b>(\$1,008)</b>

**DESCRIPTION:**

This program was designed to alleviate state prison overcrowding and save state general fund monies by reducing the number of adult felony probationers who are sent to state prison for committing a new crime or violating the terms of county-supervised probation. The SB 678 program shares state savings from lower prison costs with county probation departments that use evidence-based supervision practices and achieve a reduction in the number of felony probationer commitments to state prison.

COUNTY OF GLENN  
 FINANCING SOURCES AND USES BY BUDGET UNIT BY OBJECT  
 GOVERNMENTAL FUNDS  
 FISCAL YEAR 2022-23

BUDGET UNIT: **01052559 SB823 JUVENILE JUSTICE REALIGNMENT** BRANDON THOMPSON  
 FUNCTION: PUBLIC PROTECTION CHIEF PROBATION OFFICER &  
 ACTIVITY: DETENTION & CORRECTION VETERANS SERVICES OFFICER

DETAIL BY REVENUE CATEGORY AND EXPENDITURE OBJECT	2020-21 ACTUAL	2021-22 ACTUAL	2022-23 RECOMMENDED BUDGET	2022-23 ADOPTED BUDGET
<b>REVENUES</b>				
USE OF MONEY & PROPERTY	\$0	\$1,954	\$0	\$0
INTERGOVERNMENTAL REVENUE	0	250,000	250,000	250,000
<b>TOTAL REVENUES</b>	<b>0</b>	<b>251,954</b>	<b>250,000</b>	<b>250,000</b>
<b>EXPENSES</b>				
OTHER CHARGES	0	2,500	150,000	150,000
OTHER FINANCING USES	0	0	100,000	100,000
<b>TOTAL EXPENSES</b>	<b>0</b>	<b>2,500</b>	<b>250,000</b>	<b>250,000</b>
<b>NET COUNTY RETURN/(COST)</b>	<b>\$0</b>	<b>\$249,454</b>	<b>\$0</b>	<b>\$0</b>

**DESCRIPTION:**

Pursuant to SB 823, the intake of youth at the California Department of Juvenile Justice will end beginning July 1, 2021 – except for youth facing potential transfer to criminal court. Funding will be awarded by the state to counties to provide county-based custody, care, and supervision of youth otherwise eligible for commitment to DJJ. Small counties will received an annual minimum allocation of \$250,000 upon the development of a local plan to manage the newly re-aligned population.

COUNTY OF GLENN  
 FINANCING SOURCES AND USES BY BUDGET UNIT BY OBJECT  
 GOVERNMENTAL FUNDS  
 FISCAL YEAR 2022-23

BUDGET UNIT: **01052560 YOUTH PROGRAMS AND FAC GRANT** BRANDON THOMPSON  
 FUNCTION: PUBLIC PROTECTION CHIEF PROBATION OFFICER &  
 ACTIVITY: DETENTION & CORRECTION VETERANS SERVICES OFFICER

DETAIL BY REVENUE CATEGORY AND EXPENDITURE OBJECT	2020-21 ACTUAL	2021-22 ACTUAL	2022-23 RECOMMENDED BUDGET	2022-23 ADOPTED BUDGET
<b>REVENUES</b>				
USE OF MONEY & PROPERTY	\$0	\$0	\$0	\$0
INTERGOVERNMENTAL REVENUE	0	0	167,529	167,529
<b>TOTAL REVENUES</b>	<b>0</b>	<b>0</b>	<b>167,529</b>	<b>167,529</b>
<b>EXPENSES</b>				
SALARIES & BENEFITS	0	0	18,529	0
SERVICES & SUPPLIES	0	0	89,000	0
OTHER CHARGES	0	0	0	0
FIXED ASSETS				
VEHICLES	0	0	60,000	0
OTHER FINANCING USES	0	0	0	167,529
<b>TOTAL EXPENSES</b>	<b>0</b>	<b>0</b>	<b>167,529</b>	<b>167,529</b>
<b>NET COUNTY RETURN/(COST)</b>	<b>\$0</b>	<b>\$0</b>	<b>\$0</b>	<b>\$0</b>

**DESCRIPTION:**

As part of SB 823, \$9.6 million was set aside for the Board of State and Community Corrections to “award one-time grants, to counties for the purpose of providing resources for infrastructure-related needs and improvements to assist counties in the development of a local continuum of care.

COUNTY OF GLENN  
 FINANCING SOURCES AND USES BY BUDGET UNIT BY OBJECT  
 GOVERNMENTAL FUNDS  
 FISCAL YEAR 2022-23

BUDGET UNIT: **01052570 DMV SURCHARGE** RICHARD WARREN  
 FUNCTION: PUBLIC PROTECTION SHERIFF-CORONER  
 ACTIVITY: POLICE PROTECTION

DETAIL BY REVENUE CATEGORY AND EXPENDITURE OBJECT	2020-21 ACTUAL	2021-22 ACTUAL	2022-23 RECOMMENDED BUDGET	2022-23 ADOPTED BUDGET
<b>REVENUES</b>				
USE OF MONEY & PROPERTY	\$491	\$109	\$0	\$0
INTERGOVERNMENTAL REVENUE	33,427	33,968	27,000	27,000
<b>TOTAL REVENUES</b>	<b>33,918</b>	<b>34,077</b>	<b>27,000</b>	<b>27,000</b>
<b>EXPENSES</b>				
OTHER FINANCING USES	55,098	27,000	27,000	27,000
<b>TOTAL EXPENSES</b>	<b>55,098</b>	<b>27,000</b>	<b>27,000</b>	<b>27,000</b>
<b>NET COUNTY RETURN/(COST)</b>	<b>(\$21,180)</b>	<b>\$7,077</b>	<b>\$0</b>	<b>\$0</b>

**DESCRIPTION:**

DMV Surcharge Funds are received from the State Controller from fingerprint identification fees collected pursuant to Vehicle Code §9250.19 and are transferred to the Sheriff's Computer budget to offset the costs for maintaining and upgrading the combined Sheriff & Probation data system.



COUNTY OF GLENN  
 FINANCING SOURCES AND USES BY BUDGET UNIT BY OBJECT  
 GOVERNMENTAL FUNDS  
 FISCAL YEAR 2022-23

BUDGET UNIT: **01052600 COUNTY DNA IDENTIFICATION** HUMBERTO MEDINA, CPA  
 FUNCTION: PUBLIC PROTECTION DIRECTOR OF FINANCE  
 ACTIVITY: OTHER PROTECTION

DETAIL BY REVENUE CATEGORY AND EXPENDITURE OBJECT	2020-21 ACTUAL	2021-22 ACTUAL	2022-23 RECOMMENDED BUDGET	2022-23 ADOPTED BUDGET
<b>REVENUES</b>				
FINES, FORFEITURES & PENALTIES	\$7,429	\$7,957	\$7,500	\$7,500
USE OF MONEY & PROPERTY	1,728	1,147	1,700	1,700
<b>TOTAL REVENUES</b>	<b>9,157</b>	<b>9,104</b>	<b>9,200</b>	<b>9,200</b>
<b>NET COUNTY RETURN/(COST)</b>	<b>\$9,157</b>	<b>\$9,104</b>	<b>\$9,200</b>	<b>\$9,200</b>

**DESCRIPTION:**

Proposition 69 DNA Initiative was passed on November 2, 2004. In addition to retroactively expanding the scope of DNA Data Bank collections, the DNA Initiative added Government Code §76104.6 which provides for a \$1 penalty for every \$10 or fraction thereof upon every fine, penalty and forfeiture levied on criminal offenses including traffic offenses, but excluding parking offenses. In calendar year 2008 and in each calendar year thereafter, 25% of the amounts collected, including interest, is remitted to the State DNA Identification Fund. The remaining 75%, including interest, can be used for specific local DNA related activities.

COUNTY OF GLENN  
 FINANCING SOURCES AND USES BY BUDGET UNIT BY OBJECT  
 GOVERNMENTAL FUNDS  
 FISCAL YEAR 2022-23

BUDGET UNIT: **01052601 STATE DNA IDENTIFICATION** HUMBERTO MEDINA, CPA  
 FUNCTION: PUBLIC PROTECTION DIRECTOR OF FINANCE  
 ACTIVITY: OTHER PROTECTION

DETAIL BY REVENUE CATEGORY AND EXPENDITURE OBJECT	2020-21 ACTUAL	2021-22 ACTUAL	2022-23 RECOMMENDED BUDGET	2022-23 ADOPTED BUDGET
<b>REVENUES</b>				
FINES, FORFEITURES & PENALTIES	\$2,476	\$2,652	\$2,625	\$2,625
USE OF MONEY & PROPERTY	4	4	5	5
<b>TOTAL REVENUES</b>	<b>2,480</b>	<b>2,656</b>	<b>2,630</b>	<b>2,630</b>
<b>EXPENSES</b>				
SERVICES & SUPPLIES	2,480	2,656	2,630	2,630
<b>TOTAL EXPENSES</b>	<b>2,480</b>	<b>2,656</b>	<b>2,630</b>	<b>2,630</b>
<b>NET COUNTY RETURN/(COST)</b>	<b>\$0</b>	<b>\$0</b>	<b>\$0</b>	<b>\$0</b>

**DESCRIPTION:**

Proposition 69 DNA Initiative was passed on November 2, 2004. In addition to retroactively expanding the scope of DNA Data Bank collections, the DNA Initiative added Government Code §76104.6 which provides for a \$1 penalty for every \$10 or fraction thereof upon every fine, penalty and forfeiture levied on criminal offenses including traffic offenses, but excluding parking offenses. In calendar year 2008 and in each calendar year thereafter, 25% of the amounts collected, including interest, is remitted to the State DNA Identification Fund. The remaining 75%, including interest, can be used for specific local DNA related activities.

COUNTY OF GLENN  
 FINANCING SOURCES AND USES BY BUDGET UNIT BY OBJECT  
 GOVERNMENTAL FUNDS  
 FISCAL YEAR 2022-23

BUDGET UNIT: **01052602 STATE DNA IDENTIFICATION 76104.7GC** HUMBERTO MEDINA, CPA  
 FUNCTION: PUBLIC PROTECTION DIRECTOR OF FINANCE  
 ACTIVITY: OTHER PROTECTION

DETAIL BY REVENUE CATEGORY AND EXPENDITURE OBJECT	2020-21 ACTUAL	2021-22 ACTUAL	2022-23 RECOMMENDED BUDGET	2022-23 ADOPTED BUDGET
<b>REVENUES</b>				
FINES, FORFEITURES & PENALTIES	\$39,168	\$41,256	\$40,000	\$40,000
USE OF MONEY & PROPERTY	63	59	75	75
<b>TOTAL REVENUES</b>	<b>39,231</b>	<b>41,315</b>	<b>40,075</b>	<b>40,075</b>
<b>EXPENSES</b>				
SERVICES & SUPPLIES	39,231	41,315	40,075	40,075
<b>TOTAL EXPENSES</b>	<b>39,231</b>	<b>41,315</b>	<b>40,075</b>	<b>40,075</b>
<b>NET COUNTY RETURN/(COST)</b>	<b>\$0</b>	<b>\$0</b>	<b>\$0</b>	<b>\$0</b>

**DESCRIPTION:**

Assembly Bill 1806 was enacted on July 12, 2006. Among other unrelated budget implementation issues, AB 1806 added Government code §76104.7 which provides for a \$1 penalty for every \$10 or fraction thereof upon every fine, penalty and forfeiture levied on criminal offenses including traffic offenses but excluding parking offenses. AB 1806 also changed the distribution on sex offender fines pursuant to Penal Code §290.3. All funds collected plus interest earnings are distributed to the State DNA Identification Fund which is administered by the State Department of Justice. The funds are used to operate the DNA Fingerprint, Unsolved Crime and Innocence Protection Act and the requirements of PC §299.5(e).

COUNTY OF GLENN  
 FINANCING SOURCES AND USES BY BUDGET UNIT BY OBJECT  
 GOVERNMENTAL FUNDS  
 FISCAL YEAR 2022-23

BUDGET UNIT: **01054110 JUVENILE FACILITY DONATION** BRANDON THOMPSON  
 FUNCTION: PUBLIC PROTECTION CHIEF PROBATION OFFICER &  
 ACTIVITY: DETENTION & CORRECTION VETERANS SERVICES OFFICER

DETAIL BY REVENUE CATEGORY AND EXPENDITURE OBJECT	2020-21 ACTUAL	2021-22 ACTUAL	2022-23 RECOMMENDED BUDGET	2022-23 ADOPTED BUDGET
REVENUES				
USE OF MONEY & PROPERTY	\$7	\$4	\$0	\$0
TOTAL REVENUES	7	4	0	0
NET COUNTY RETURN/(COST)	\$7	\$4	\$0	\$0

**DESCRIPTION:**

This fund was established to record donations from private sources for the purpose of building and operating the Juvenile Hall facility.

COUNTY OF GLENN  
 FINANCING SOURCES AND USES BY BUDGET UNIT BY OBJECT  
 GOVERNMENTAL FUNDS  
 FISCAL YEAR 2022-23

BUDGET UNIT: **01054380 RECORDERS MODERNIZATION** SENDY PEREZ  
 FUNCTION: PUBLIC PROTECTION ASSESSOR, CLERK-RECORDER  
 ACTIVITY: OTHER PROTECTION

DETAIL BY REVENUE CATEGORY AND EXPENDITURE OBJECT	2020-21 ACTUAL	2021-22 ACTUAL	2022-23 RECOMMENDED BUDGET	2022-23 ADOPTED BUDGET
REVENUES				
USE OF MONEY & PROPERTY	\$1,775	\$1,473	\$0	\$0
CHARGES FOR CURRENT SERVICES	41,128	38,218	0	0
TOTAL REVENUES	<u>42,903</u>	<u>39,691</u>	<u>0</u>	<u>0</u>
NET COUNTY RETURN/(COST)	<u>\$42,903</u>	<u>\$39,691</u>	<u>\$0</u>	<u>\$0</u>

**DESCRIPTION:**

This account was created pursuant to Government Code §27361. One dollar for recording the first page and one dollar for each additional page or fraction of a page shall be available solely to support maintain, improve, and provide, for full operation for modernized creation, retention, and retrieval of information in each counties system of recorded documents.

COUNTY OF GLENN  
 FINANCING SOURCES AND USES BY BUDGET UNIT BY OBJECT  
 GOVERNMENTAL FUNDS  
 FISCAL YEAR 2022-23

BUDGET UNIT: **01054385 SOCIAL SECURITY REDACTION** SENDY PEREZ  
 FUNCTION: PUBLIC PROTECTION ASSESSOR, CLERK-RECORDER  
 ACTIVITY: OTHER PROTECTION

DETAIL BY REVENUE CATEGORY AND EXPENDITURE OBJECT	2020-21 ACTUAL	2021-22 ACTUAL	2022-23 RECOMMENDED BUDGET	2022-23 ADOPTED BUDGET
REVENUES				
USE OF MONEY & PROPERTY	\$442	\$276	\$0	\$0
TOTAL REVENUES	442	276	0	0
NET COUNTY RETURN/(COST)	\$442	\$276	\$0	\$0

**DESCRIPTION:**

Assembly Bill 1168 amends Government Code §27300 to require the County Recorder to establish a social security number truncation program. The intent is to create an electronic public record version of each official record that is an exact copy of the official record with the exception that the first 5 digits of any social security number shall be redacted. The County Recorder is authorized to charge an additional fee of \$1.00 for recording the first page of each document until December 31, 2017 to cover the costs of implementing the program. Provisions of the code apply to any document recorded since January 1, 1980.

COUNTY OF GLENN  
 FINANCING SOURCES AND USES BY BUDGET UNIT BY OBJECT  
 GOVERNMENTAL FUNDS  
 FISCAL YEAR 2022-23

BUDGET UNIT: **01054386 ELECTRONIC RECORDING AB 578** SENDY PEREZ  
 FUNCTION: PUBLIC PROTECTION ASSESSOR, CLERK-RECORDER  
 ACTIVITY: OTHER PROTECTION

DETAIL BY REVENUE CATEGORY AND EXPENDITURE OBJECT	2020-21 ACTUAL	2021-22 ACTUAL	2022-23 RECOMMENDED BUDGET	2022-23 ADOPTED BUDGET
REVENUES				
USE OF MONEY & PROPERTY	\$182	\$166	\$0	\$0
CHARGES FOR CURRENT SERVICES	5,894	5,390	0	0
TOTAL REVENUES	6,076	5,556	0	0
NET COUNTY RETURN/(COST)	\$6,076	\$5,556	\$0	\$0

**DESCRIPTION:**

AB 578 was enacted to permit any county recorder in the state to electronically record documents after the county’s electronic recording delivery system is approved by the local county board of supervisors and certified by the Attorney General. The bill gives the Attorney General wide regulatory oversight of electronic recording in the state to protect property owners and lenders from fraud and identity theft. The bill specifically allows counties to electronically record scanned images of paper instruments affecting the right, title to or interest in real property. Affected documents include deeds of trust, warranty, grant, and quitclaim deeds. As defined under AB 578, digital documents would include documents created as Adobe Acrobat (PDF) files or as “SMART” documents – all-digital documents with integrated data and visual presentation information. Notaries are allowed to notarize these documents electronically without affixing a physical seal as long as the required words typically contained within the physical Notary seal are incorporated into the Notary’s electronic signature.

COUNTY OF GLENN  
 FINANCING SOURCES AND USES BY BUDGET UNIT BY OBJECT  
 GOVERNMENTAL FUNDS  
 FISCAL YEAR 2022-23

BUDGET UNIT: **01054400 DRUG ENFORCEMENT** RICHARD WARREN  
 FUNCTION: PUBLIC PROTECTION SHERIFF-CORONER  
 ACTIVITY: POLICE PROTECTION

DETAIL BY REVENUE CATEGORY AND EXPENDITURE OBJECT	2020-21 ACTUAL	2021-22 ACTUAL	2022-23 RECOMMENDED BUDGET	2022-23 ADOPTED BUDGET
<b>REVENUES</b>				
USE OF MONEY & PROPERTY	\$982	\$308	\$0	\$0
<b>TOTAL REVENUES</b>	<b>982</b>	<b>308</b>	<b>0</b>	<b>0</b>
<b>EXPENSES</b>				
SERVICES & SUPPLIES	8,500	18	0	0
OTHER FINANCING USES	24,542	19,781	10,000	10,000
<b>TOTAL EXPENSES</b>	<b>33,042</b>	<b>19,799</b>	<b>10,000</b>	<b>10,000</b>
<b>NET COUNTY RETURN/(COST)</b>	<b>(\$32,060)</b>	<b>(\$19,491)</b>	<b>(\$10,000)</b>	<b>(\$10,000)</b>

**DESCRIPTION:**

Drug Enforcement Asset Equitable Sharing Agreement and Certification funds Federal forfeiture revenues received by the Sheriff's Office are used to provide funding for drug suppression and enforcement services. The Sheriff's Office also serves as the fiduciary for the Federal Forfeitures received by GLINTF. Monies and Property seized in Glenn Investigative and Narcotics Task Force arrests are held in trust until cases are adjudicated. Pursuant to Stipulation and Order, these funds are distributed in accordance with §11489 of the Health and Safety Code. Due to changes in federal ESAC guidelines relating to task forces, GLINTF's share is deposited to this budget to be used for daily operational costs incurred by the task force agent specific training. (Federal)



COUNTY OF GLENN  
 FINANCING SOURCES AND USES BY BUDGET UNIT BY OBJECT  
 GOVERNMENTAL FUNDS  
 FISCAL YEAR 2022-23

BUDGET UNIT: **01054401 FEDERAL SEIZURE** RICHARD WARREN  
 FUNCTION: PUBLIC PROTECTION SHERIFF-CORONER  
 ACTIVITY: POLICE PROTECTION

DETAIL BY REVENUE CATEGORY AND EXPENDITURE OBJECT	2020-21 ACTUAL	2021-22 ACTUAL	2022-23 RECOMMENDED BUDGET	2022-23 ADOPTED BUDGET
REVENUES				
USE OF MONEY & PROPERTY	\$280	\$175	\$0	\$0
TOTAL REVENUES	280	175	0	0
NET COUNTY RETURN/(COST)	\$280	\$175	\$0	\$0

**DESCRIPTION:**

This fund was established to comply with Department of Justice guidelines to record the disposition of federal seizure proceeds resulting from drug enforcement and suppression activities.

COUNTY OF GLENN  
 FINANCING SOURCES AND USES BY BUDGET UNIT BY OBJECT  
 GOVERNMENTAL FUNDS  
 FISCAL YEAR 2022-23

BUDGET UNIT: **01054402 MET & MAJOR CRIMES SEIZURE** RICHARD WARREN  
 FUNCTION: PUBLIC PROTECTION SHERIFF-CORONER  
 ACTIVITY: POLICE PROTECTION

DETAIL BY REVENUE CATEGORY AND EXPENDITURE OBJECT	2020-21 ACTUAL	2021-22 ACTUAL	2022-23 RECOMMENDED BUDGET	2022-23 ADOPTED BUDGET
REVENUES				
USE OF MONEY & PROPERTY	\$33	\$21	\$0	\$0
TOTAL REVENUES	33	21	0	0
NET COUNTY RETURN/(COST)	\$33	\$21	\$0	\$0

**DESCRIPTION:**

This fund was established to hold Sheriff's Office seizures in trust.

COUNTY OF GLENN  
 FINANCING SOURCES AND USES BY BUDGET UNIT BY OBJECT  
 GOVERNMENTAL FUNDS  
 FISCAL YEAR 2022-23

BUDGET UNIT: **01054404 DRUG ABUSE / GANG ACTIVITY** RICHARD WARREN  
 FUNCTION: PUBLIC PROTECTION SHERIFF-CORONER  
 ACTIVITY: POLICE PROTECTION

DETAIL BY REVENUE CATEGORY AND EXPENDITURE OBJECT	2020-21 ACTUAL	2021-22 ACTUAL	2022-23 RECOMMENDED BUDGET	2022-23 ADOPTED BUDGET
<b>REVENUES</b>				
USE OF MONEY & PROPERTY	\$649	\$449	\$0	\$0
MISCELLANEOUS REVENUES	2,677	13,998	0	0
<b>TOTAL REVENUES</b>	<b>3,326</b>	<b>14,447</b>	<b>0</b>	<b>0</b>
<b>EXPENSES</b>				
SERVICES & SUPPLIES	5,443	4,887	0	0
<b>TOTAL EXPENSES</b>	<b>5,443</b>	<b>4,887</b>	<b>0</b>	<b>0</b>
<b>NET COUNTY RETURN/(COST)</b>	<b>(\$2,117)</b>	<b>\$9,560</b>	<b>\$0</b>	<b>\$0</b>

**DESCRIPTION:**

Asset forfeiture revenues are used to provide funding for drug suppression and enforcement services.

COUNTY OF GLENN  
 FINANCING SOURCES AND USES BY BUDGET UNIT BY OBJECT  
 GOVERNMENTAL FUNDS  
 FISCAL YEAR 2022-23

BUDGET UNIT: **01054405 GLINTF OPERATIONAL** RICHARD WARREN  
 FUNCTION: PUBLIC PROTECTION SHERIFF-CORONER  
 ACTIVITY: POLICE PROTECTION

DETAIL BY REVENUE CATEGORY AND EXPENDITURE OBJECT	2020-21 ACTUAL	2021-22 ACTUAL	2022-23 RECOMMENDED BUDGET	2022-23 ADOPTED BUDGET
<b>REVENUES</b>				
USE OF MONEY & PROPERTY	\$0	(\$30)	\$0	\$0
OTHER FINANCING SOURCES	0	19,781	20,000	20,000
<b>TOTAL REVENUES</b>	<b>0</b>	<b>19,751</b>	<b>20,000</b>	<b>20,000</b>
<b>EXPENSES</b>				
SERVICES & SUPPLIES	0	19,883	20,000	20,000
<b>TOTAL EXPENSES</b>	<b>0</b>	<b>19,883</b>	<b>20,000</b>	<b>20,000</b>
<b>NET COUNTY RETURN/(COST)</b>	<b>\$0</b>	<b>(\$132)</b>	<b>\$0</b>	<b>\$0</b>

**DESCRIPTION:**

This budget is used by Glenn Investigative and Narcotics Task Force for daily operational costs incurred by the task force agents. Operational funds are transferred to the budget from the various State and Forfeiture accounts (01054400/01054406) yearly as determined by the Task Force governing board, which consists of allied partner agencies (Sheriff's Office, Orland Police Department, Glenn County District Attorney's Office, Glenn County Probation, and California Highway Patrol-Willows).

COUNTY OF GLENN  
 FINANCING SOURCES AND USES BY BUDGET UNIT BY OBJECT  
 GOVERNMENTAL FUNDS  
 FISCAL YEAR 2022-23

BUDGET UNIT: **01054406 GLINTF STATE FORFEITURE** RICHARD WARREN  
 FUNCTION: PUBLIC PROTECTION SHERIFF-CORONER  
 ACTIVITY: POLICE PROTECTION

DETAIL BY REVENUE CATEGORY AND EXPENDITURE OBJECT	2020-21 ACTUAL	2021-22 ACTUAL	2022-23 RECOMMENDED BUDGET	2022-23 ADOPTED BUDGET
<b>REVENUES</b>				
USE OF MONEY & PROPERTY	\$1,672	\$1,535	\$0	\$0
MISCELLANEOUS REVENUES	248	0	0	0
OTHER FINANCING SOURCES	24,542	0	0	0
<b>TOTAL REVENUES</b>	<b>26,462</b>	<b>1,535</b>	<b>0</b>	<b>0</b>
<b>EXPENSES</b>				
SERVICES & SUPPLIES	26,379	0	0	0
OTHER FINANCING USES	0	0	10,000	10,000
<b>TOTAL EXPENSES</b>	<b>26,379</b>	<b>0</b>	<b>10,000</b>	<b>10,000</b>
<b>NET COUNTY RETURN/(COST)</b>	<b>\$83</b>	<b>\$1,535</b>	<b>(\$10,000)</b>	<b>(\$10,000)</b>

**DESCRIPTION:**

Monies and Property seized in Glenn Interagency Narcotics Task Force arrests are held in trust until cases are adjudicated. Pursuant to Stipulation and Order, these funds are distributed in accordance with §11489 of the Health and Safety Code. GLINTF's share is deposited to this budget to be used for daily operational costs incurred by the task force and narcotic agent specific training. (State)

COUNTY OF GLENN  
 FINANCING SOURCES AND USES BY BUDGET UNIT BY OBJECT  
 GOVERNMENTAL FUNDS  
 FISCAL YEAR 2022-23

BUDGET UNIT: **01054410 INVESTIGATIVE VEHICLES** RICHARD WARREN  
 FUNCTION: PUBLIC PROTECTION SHERIFF-CORONER  
 ACTIVITY: POLICE PROTECTION

DETAIL BY REVENUE CATEGORY AND EXPENDITURE OBJECT	2020-21 ACTUAL	2021-22 ACTUAL	2022-23 RECOMMENDED BUDGET	2022-23 ADOPTED BUDGET
REVENUES				
USE OF MONEY & PROPERTY	\$61	\$38	\$0	\$0
TOTAL REVENUES	<u>61</u>	<u>38</u>	<u>0</u>	<u>0</u>
NET COUNTY RETURN/(COST)	<u>\$61</u>	<u>\$38</u>	<u>\$0</u>	<u>\$0</u>

**DESCRIPTION:**

This fund was established with proceeds from the sale of vehicles seized during drug enforcement operations. In prior years the narcotics task force has used the funds to purchase vehicles for unmarked investigations.

COUNTY OF GLENN  
 FINANCING SOURCES AND USES BY BUDGET UNIT BY OBJECT  
 GOVERNMENTAL FUNDS  
 FISCAL YEAR 2022-23

BUDGET UNIT: **01054420 DISTRICT ATTORNEY SEIZURE** DWAYNE STEWART  
 FUNCTION: PUBLIC PROTECTION DISTRICT ATTORNEY  
 ACTIVITY: JUDICIAL

DETAIL BY REVENUE CATEGORY AND EXPENDITURE OBJECT	2020-21 ACTUAL	2021-22 ACTUAL	2022-23 RECOMMENDED BUDGET	2022-23 ADOPTED BUDGET
REVENUES				
USE OF MONEY & PROPERTY	\$958	\$689	\$0	\$0
MISCELLANEOUS REVENUES	2,746	13,877	0	0
TOTAL REVENUES	3,704	14,566	0	0
NET COUNTY RETURN/(COST)	\$3,704	\$14,566	\$0	\$0

**DESCRIPTION:**

The District Attorney Seizure Trust has been created to provide integrity of drug money seized under Section 11470 of the California Health and Safety Code. These funds shall be used by the District Attorney exclusively to support the law enforcement and prosecutorial efforts of the law enforcement agencies.

COUNTY OF GLENN  
 FINANCING SOURCES AND USES BY BUDGET UNIT BY OBJECT  
 GOVERNMENTAL FUNDS  
 FISCAL YEAR 2022-23

BUDGET UNIT: **01054425 ENVIRONMENT / CONSUMER PROTECTION** DWAYNE STEWART  
 FUNCTION: PUBLIC PROTECTION DISTRICT ATTORNEY  
 ACTIVITY: JUDICIAL

DETAIL BY REVENUE CATEGORY AND EXPENDITURE OBJECT	2020-21 ACTUAL	2021-22 ACTUAL	2022-23 RECOMMENDED BUDGET	2022-23 ADOPTED BUDGET
REVENUES				
USE OF MONEY & PROPERTY	\$99	\$235	\$0	\$0
MISCELLANEOUS REVENUES	5,127	55,060	0	0
TOTAL REVENUES	5,226	55,295	0	0
NET COUNTY RETURN/(COST)	\$5,226	\$55,295	\$0	\$0

**DESCRIPTION:**

The Environmental and Consumer Protection Investigation and Prosecution fund was established when the County received settlements from statewide class action lawsuits related to the Consumer Protection Act.



COUNTY OF GLENN  
 FINANCING SOURCES AND USES BY BUDGET UNIT BY OBJECT  
 GOVERNMENTAL FUNDS  
 FISCAL YEAR 2022-23

BUDGET UNIT: **01054680 VITAL & HEALTH STATISTICS** SENDY PEREZ  
 FUNCTION: PUBLIC PROTECTION ASSESSOR, CLERK-RECORDER  
 ACTIVITY: OTHER PROTECTION

DETAIL BY REVENUE CATEGORY AND EXPENDITURE OBJECT	2020-21 ACTUAL	2021-22 ACTUAL	2022-23 RECOMMENDED BUDGET	2022-23 ADOPTED BUDGET
<b>REVENUES</b>				
USE OF MONEY & PROPERTY	\$370	\$232	\$0	\$0
CHARGES FOR CURRENT SERVICES	4,249	4,610	0	0
<b>TOTAL REVENUES</b>	<b>4,619</b>	<b>4,842</b>	<b>0</b>	<b>0</b>
<b>EXPENSES</b>				
SERVICES & SUPPLIES	1,500	1,600	1,600	1,600
OTHER FINANCING USES	5,461	0	0	0
<b>TOTAL EXPENSES</b>	<b>6,961</b>	<b>1,600</b>	<b>1,600</b>	<b>1,600</b>
<b>NET COUNTY RETURN/(COST)</b>	<b>(\$2,342)</b>	<b>\$3,242</b>	<b>(\$1,600)</b>	<b>(\$1,600)</b>

**DESCRIPTION:**

This account is established for deposit, accountability and dispersal of fees collected by the Glenn County Clerk-Recorder's Office for issuing certified copies of birth, death or marriages. The County retains a portion of the fee and a portion is sent to the State on a monthly basis. These fees are used to purchase banknote paper which is required when making the certified copies and also for converting vital images to film.

COUNTY OF GLENN  
 FINANCING SOURCES AND USES BY BUDGET UNIT BY OBJECT  
 GOVERNMENTAL FUNDS  
 FISCAL YEAR 2022-23

BUDGET UNIT: **01054890 MICROGRAPHICS CONVERSION** SENDY PEREZ  
 FUNCTION: PUBLIC PROTECTION ASSESSOR, CLERK-RECORDER  
 ACTIVITY: OTHER PROTECTION

DETAIL BY REVENUE CATEGORY AND EXPENDITURE OBJECT	2020-21 ACTUAL	2021-22 ACTUAL	2022-23 RECOMMENDED BUDGET	2022-23 ADOPTED BUDGET
<b>REVENUES</b>				
USE OF MONEY & PROPERTY	\$422	\$294	\$0	\$0
CHARGES FOR CURRENT SERVICES	6,356	5,973	0	0
<b>TOTAL REVENUES</b>	<b>6,778</b>	<b>6,267</b>	<b>0</b>	<b>0</b>
<b>EXPENSES</b>				
OTHER FINANCING USES	5,461	0	0	0
<b>TOTAL EXPENSES</b>	<b>5,461</b>	<b>0</b>	<b>0</b>	<b>0</b>
<b>NET COUNTY RETURN/(COST)</b>	<b>\$1,317</b>	<b>\$6,267</b>	<b>\$0</b>	<b>\$0</b>

**DESCRIPTION:**

This fund was created pursuant to Government Code §27361.4. One dollar is collected for filing every instrument, paper or notice for record in order to defray the cost of converting the County Recorder’s documents to film.

COUNTY OF GLENN  
 FINANCING SOURCES AND USES BY BUDGET UNIT BY OBJECT  
 GOVERNMENTAL FUNDS  
 FISCAL YEAR 2022-23

BUDGET UNIT: FUNCTION: ACTIVITY:	01055340 CHILD SUPPORT SERVICES			DAWN MAYER
	PUBLIC PROTECTION			CHILD SUPPORT SERVICES
	OTHER PROTECTION			DIRECTOR
			2022-23	2022-23
DETAIL BY REVENUE CATEGORY AND EXPENDITURE OBJECT	2020-21 ACTUAL	2021-22 ACTUAL	RECOMMENDED BUDGET	ADOPTED BUDGET
<b>REVENUES</b>				
USE OF MONEY & PROPERTY	\$935	\$770	\$0	\$0
INTERGOVERNMENTAL REVENUE	781,105	883,778	1,346,466	1,346,466
MISCELLANEOUS REVENUES	78,065	282	0	0
<b>TOTAL REVENUES</b>	<b>860,105</b>	<b>884,830</b>	<b>1,346,466</b>	<b>1,346,466</b>
<b>EXPENSES</b>				
SALARIES & BENEFITS	782,614	767,556	1,054,669	1,048,670
SERVICES & SUPPLIES	22,575	65,160	128,537	131,536
OTHER CHARGES	33,997	99,154	163,260	166,260
<b>TOTAL EXPENSES</b>	<b>839,186</b>	<b>931,870</b>	<b>1,346,466</b>	<b>1,346,466</b>
<b>NET COUNTY RETURN/(COST)</b>	<b>\$20,919</b>	<b>(\$47,040)</b>	<b>\$0</b>	<b>\$0</b>

**DESCRIPTION:**

The mission of the Glenn County Department of Child Support Services is to enhance the well-being of children and the self-sufficiency of families by providing professional services to locate parents, establish paternity and establish and enforce orders for financial and medical support.

Glenn County Department of Child Support Services is State and Federal funded. It has received its Revised Administrative and Electronic Data Processing (EDP) Initial Allocation letter for State Fiscal Year (SFY) 2022-23. The amounts allocated to Glenn County Department of Child Support Services are \$1,429,122 for Administrative Funding and \$2,500 for Electronic Data Process for a total of \$1,431,622. The purpose of the initial allocation letter is for planning. The final allocation letter is expected after the final Budget Act for SFY 2022-23 has been passed. The attached budget includes Revenue Stabilization funding, the Local Child Support Agency (LCSA) additional funding, the augmentation for SFY 2019-20, The COVID-19 Temporary Reduction for SFY 2020-21, and additional funding proposed in the Governor’s Budget for SFY 2021-22. The department is not anticipating any statutory or significant program changes that would impact our current proposed budget.

COUNTY OF GLENN  
 FINANCING SOURCES AND USES BY BUDGET UNIT BY OBJECT  
 GOVERNMENTAL FUNDS  
 FISCAL YEAR 2022-23

BUDGET UNIT:	<b>01055360 PUBLIC DEFENSE PILOT PROGRAM</b>				SCOTT H. DE MOSS
FUNCTION:	PUBLIC PROTECTION				COUNTY ADMINISTRATIVE
ACTIVITY:	JUDICIAL				OFFICER
				2022-23	2022-23
DETAIL BY REVENUE					
CATEGORY	2020-21	2021-22	RECOMMENDED		ADOPTED
AND EXPENDITURE OBJECT	ACTUAL	ACTUAL	BUDGET		BUDGET
<hr/>					
EXPENSES					
SERVICES & SUPPLIES	\$0	\$3,241	\$35,545		\$33,807
TOTAL EXPENSES	0	3,241	35,545		33,807
<hr/>					
NET COUNTY RETURN/(COST)	\$0	(\$3,241)	(\$35,545)		(\$33,807)
<hr/>					

**DESCRIPTION:**

This grant's program, named "Project Partner", is currently in progress and is focused on proactively identifying potential candidates that may be eligible for relief using these grant funds. This includes additional attorney representation, clinical evaluations, criminogenic evaluations by a subject matter expert, and case management/monitoring, reentry, and sentencing planning.

COUNTY OF GLENN  
 FINANCING SOURCES AND USES BY BUDGET UNIT BY OBJECT  
 GOVERNMENTAL FUNDS  
 FISCAL YEAR 2022-23

BUDGET UNIT: **01061000 COMM CORR PARTNERSHIP PLANNING** BRANDON THOMPSON  
 FUNCTION: PUBLIC PROTECTION CHIEF PROBATION OFFICER &  
 ACTIVITY: DETENTION & CORRECTION VETERANS SERVICES OFFICER

DETAIL BY REVENUE CATEGORY AND EXPENDITURE OBJECT	2020-21 ACTUAL	2021-22 ACTUAL	2022-23 RECOMMENDED BUDGET	2022-23 ADOPTED BUDGET
<b>REVENUES</b>				
INTERGOVERNMENTAL REVENUE	\$100,000	\$100,000	\$100,000	\$100,000
<b>TOTAL REVENUES</b>	<b>100,000</b>	<b>100,000</b>	<b>100,000</b>	<b>100,000</b>
<b>EXPENSES</b>				
SERVICES & SUPPLIES	0	0	100,000	100,000
<b>TOTAL EXPENSES</b>	<b>0</b>	<b>0</b>	<b>100,000</b>	<b>100,000</b>
<b>NET COUNTY RETURN/(COST)</b>	<b>\$100,000</b>	<b>\$100,000</b>	<b>\$0</b>	<b>\$0</b>

**DESCRIPTION:**

AB109, AB117 & AB118 legislation created a County Local Revenue Fund 2011 for the purpose of transferring custody of low-level offender felons from State to County responsibility and establishing post-release community supervision at the local level. The State realigned allocation of vehicle license fees and sales tax revenues to fund the new legislation. The Community Corrections Partnership Planning was one-time grant funding, awarded based on population bands, for the purpose of assisting each county's community corrections partnership committee in developing its AB109 implementation plan.

COUNTY OF GLENN  
 FINANCING SOURCES AND USES BY BUDGET UNIT BY OBJECT  
 GOVERNMENTAL FUNDS  
 FISCAL YEAR 2022-23

BUDGET UNIT: **01062090 DISTRICT ATTORNEY REVOCATION HEARINGS** DWAYNE STEWART  
 FUNCTION: PUBLIC PROTECTION DISTRICT ATTORNEY  
 ACTIVITY: JUDICIAL

DETAIL BY REVENUE CATEGORY AND EXPENDITURE OBJECT	2020-21 ACTUAL	2021-22 ACTUAL	2022-23 RECOMMENDED BUDGET	2022-23 ADOPTED BUDGET
<b>REVENUES</b>				
INTERGOVERNMENTAL REVENUE	\$21,646	\$32,497	\$0	\$0
<b>TOTAL REVENUES</b>	<b>21,646</b>	<b>32,497</b>	<b>0</b>	<b>0</b>
<b>EXPENSES</b>				
SERVICES & SUPPLIES	0	0	25,000	25,000
<b>TOTAL EXPENSES</b>	<b>0</b>	<b>0</b>	<b>25,000</b>	<b>25,000</b>
<b>NET COUNTY RETURN/(COST)</b>	<b>\$21,646</b>	<b>\$32,497</b>	<b>\$0</b>	<b>\$0</b>

**DESCRIPTION:**

AB109, AB117 & AB118 legislation created a County Local Revenue Fund 2011 for the purpose of transferring custody of low-level offender felons from State to County responsibility and establishing post-release community supervision at the local level. The State realigned allocation of vehicle license fees and sales tax revenues to fund the new legislation. Monies received in the District Attorney and Public Defender accounts shall be used exclusively to fund costs associated with revocation proceedings involving persons subject to state parole and the Post-Release Community Supervision Act of 2011.

COUNTY OF GLENN  
 FINANCING SOURCES AND USES BY BUDGET UNIT BY OBJECT  
 GOVERNMENTAL FUNDS  
 FISCAL YEAR 2022-23

BUDGET UNIT: **01062100 PUBLIC DEFENDER REVOCATION HEARINGS** BRANDON THOMPSON  
 FUNCTION: PUBLIC PROTECTION CHIEF PROBATION OFFICER &  
 ACTIVITY: JUDICIAL VETERANS SERVICES OFFICER

DETAIL BY REVENUE CATEGORY AND EXPENDITURE OBJECT	2020-21 ACTUAL	2021-22 ACTUAL	2022-23 RECOMMENDED BUDGET	2022-23 ADOPTED BUDGET
<b>REVENUES</b>				
INTERGOVERNMENTAL REVENUE	\$21,646	\$32,497	\$25,000	\$25,000
<b>TOTAL REVENUES</b>	<b>21,646</b>	<b>32,497</b>	<b>25,000</b>	<b>25,000</b>
<b>EXPENSES</b>				
SERVICES & SUPPLIES	0	0	25,000	25,000
OTHER FINANCING USES	0	0	25,000	25,000
<b>TOTAL EXPENSES</b>	<b>0</b>	<b>0</b>	<b>50,000</b>	<b>50,000</b>
<b>NET COUNTY RETURN/(COST)</b>	<b>\$21,646</b>	<b>\$32,497</b>	<b>\$25,000</b>	<b>\$25,000</b>

**DESCRIPTION:**

AB109, AB117 & AB118 legislation created a County Local Revenue Fund 2011 for the purpose of transferring custody of low-level offender felons from State to County responsibility and establishing post-release community supervision at the local level. The State realigned allocation of vehicle license fees and sales tax revenues to fund the new legislation. Monies received in the District Attorney and Public Defender accounts shall be used exclusively to fund costs associated with revocation proceedings involving person's subject to state parole and the post-release Community Supervision Act of 2011.

COUNTY OF GLENN  
 FINANCING SOURCES AND USES BY BUDGET UNIT BY OBJECT  
 GOVERNMENTAL FUNDS  
 FISCAL YEAR 2022-23

BUDGET UNIT: **01062136 TRIAL COURT SECURITY** RICHARD WARREN  
 FUNCTION: PUBLIC PROTECTION SHERIFF-CORONER  
 ACTIVITY: POLICE PROTECTION

DETAIL BY REVENUE CATEGORY AND EXPENDITURE OBJECT	2020-21 ACTUAL	2021-22 ACTUAL	2022-23 RECOMMENDED BUDGET	2022-23 ADOPTED BUDGET
<b>REVENUES</b>				
USE OF MONEY & PROPERTY	\$12,377	\$6,629	\$0	\$0
INTERGOVERNMENTAL REVENUE	612,606	601,850	450,000	450,000
<b>TOTAL REVENUES</b>	<b>624,983</b>	<b>608,479</b>	<b>450,000</b>	<b>450,000</b>
<b>EXPENSES</b>				
SALARIES & BENEFITS	668,676	706,665	790,693	790,692
SERVICES & SUPPLIES	5,144	18,191	30,006	25,682
OTHER CHARGES	9,538	24,416	30,679	30,679
<b>TOTAL EXPENSES</b>	<b>683,358</b>	<b>749,272</b>	<b>851,378</b>	<b>847,053</b>
<b>NET COUNTY RETURN/(COST)</b>	<b>(\$58,375)</b>	<b>(\$140,793)</b>	<b>(\$401,378)</b>	<b>(\$397,053)</b>

**DESCRIPTION:**

The County provides court security to the Superior Court. Costs are funded by legislation through the State. Presently there are three Deputy Sheriff positions, two Sheriff's Correctional Deputies, and one Sergeant position allocated to courtroom security. Duties and responsibilities are outlined in an agreement between the Sheriff and the Superior Court Judges.



COUNTY OF GLENN  
 FINANCING SOURCES AND USES BY BUDGET UNIT BY OBJECT  
 GOVERNMENTAL FUNDS  
 FISCAL YEAR 2022-23

BUDGET UNIT: **01062150 LOCAL COMMUNITY CORRECTIONS** BRANDON THOMPSON  
 FUNCTION: PUBLIC PROTECTION CHIEF PROBATION OFFICER &  
 ACTIVITY: DETENTION & CORRECTION VETERANS SERVICES OFFICER

DETAIL BY REVENUE CATEGORY AND EXPENDITURE OBJECT	2020-21 ACTUAL	2021-22 ACTUAL	2022-23 RECOMMENDED BUDGET	2022-23 ADOPTED BUDGET
<b>REVENUES</b>				
INTERGOVERNMENTAL REVENUE	\$1,650,022	\$1,843,820	\$1,965,399	\$1,965,399
MISCELLANEOUS REVENUES	1,461	32	0	0
<b>TOTAL REVENUES</b>	<b>1,651,483</b>	<b>1,843,852</b>	<b>1,965,399</b>	<b>1,965,399</b>
<b>EXPENSES</b>				
SALARIES & BENEFITS	823,617	896,669	922,369	0
SERVICES & SUPPLIES	40,592	51,979	92,890	0
OTHER CHARGES	34,959	10,158	12,189	0
OTHER FINANCING USES	1,057,547	1,019,166	1,340,968	2,373,010
<b>TOTAL EXPENSES</b>	<b>1,956,715</b>	<b>1,977,972</b>	<b>2,368,416</b>	<b>2,373,010</b>
<b>NET COUNTY RETURN/(COST)</b>	<b>(\$305,232)</b>	<b>(\$134,120)</b>	<b>(\$403,017)</b>	<b>(\$407,611)</b>

**DESCRIPTION:**

In 2011, the legislature enacted the Public Safety Realignment Act. Under realignment, newly-convicted low level offenders without current or prior serious or violent offenses stay in County jail to serve their sentence. This has reduced the annual admissions to less than 36,000 a year. Prior to realignment, there were approximately 55,000 to 65,000 new admissions from County courts to State prison.

COUNTY OF GLENN  
 FINANCING SOURCES AND USES BY BUDGET UNIT BY OBJECT  
 GOVERNMENTAL FUNDS  
 FISCAL YEAR 2022-23

BUDGET UNIT: **01063000 LOCAL INNOVATION FUND** SCOTT H. DE MOSS  
 FUNCTION: PUBLIC PROTECTION COUNTY ADMINISTRATIVE  
 ACTIVITY: DETENTION & CORRECTION OFFICER

DETAIL BY REVENUE CATEGORY AND EXPENDITURE OBJECT	2020-21 ACTUAL	2021-22 ACTUAL	2022-23 RECOMMENDED BUDGET	2022-23 ADOPTED BUDGET
<b>REVENUES</b>				
USE OF MONEY & PROPERTY	\$1,189	\$834	\$800	\$800
INTERGOVERNMENTAL REVENUE	0	21,268	12,775	12,775
<b>TOTAL REVENUES</b>	<b>1,189</b>	<b>22,102</b>	<b>13,575</b>	<b>13,575</b>
<b>EXPESNES</b>				
SERVICES & SUPPLIES	0	0	85,000	85,000
<b>TOTAL EXPENSES</b>	<b>0</b>	<b>0</b>	<b>85,000</b>	<b>85,000</b>
<b>NET COUNTY RETURN/(COST)</b>	<b>\$1,189</b>	<b>\$22,102</b>	<b>(\$71,425)</b>	<b>(\$71,425)</b>

**DESCRIPTION:**

California Senate Bill 1020 requires the county treasurer to transfer 10% of the money the county receives from the Trial Court Security, Community Corrections, District Attorney, Public Defender and Juvenile Justice local revenue fund growth special accounts to the Local Innovation sub account. Money in the Local Innovation fund shall be used to fund local needs. The Board of Supervisors shall have the authority to spend money deposited in this account as it would any funds in any of the other sub accounts listed above.

COUNTY OF GLENN  
 FINANCING SOURCES AND USES BY BUDGET UNIT BY OBJECT  
 GOVERNMENTAL FUNDS  
 FISCAL YEAR 2022-23

BUDGET UNIT: **01602270 FISH AND GAME PROPAGATION** FISH & GAME COMMISSION  
 FUNCTION: PUBLIC PROTECTION  
 ACTIVITY: OTHER PROTECTION

DETAIL BY REVENUE CATEGORY AND EXPENDITURE OBJECT	2020-21 ACTUAL	2021-22 ACTUAL	2022-23 RECOMMENDED BUDGET	2022-23 ADOPTED BUDGET
<b>REVENUES</b>				
FINES, FORFEITURES & PENALTIES	\$1,435	\$290	\$0	\$0
USE OF MONEY & PROPERTY	325	172	0	0
INTERGOVERNMENTAL REVENUE	100	0	0	0
<b>TOTAL REVENUES</b>	<b>1,860</b>	<b>462</b>	<b>0</b>	<b>0</b>
<b>EXPENSES</b>				
SALARIES & BENEFITS	2,949	3,334	0	0
SERVICES & SUPPLIES	1,441	0	0	0
<b>TOTAL EXPENSES</b>	<b>4,390</b>	<b>3,334</b>	<b>0</b>	<b>0</b>
<b>NET COUNTY RETURN/(COST)</b>	<b>(\$2,530)</b>	<b>(\$2,872)</b>	<b>\$0</b>	<b>\$0</b>

**DESCRIPTION:**

This fund is used to account for revenues and expenditures related to the protection, conservation propagation and preservation of fish and wildlife in the County.

COUNTY OF GLENN  
FINANCING SOURCES AND USES BY BUDGET UNIT BY OBJECT  
GOVERNMENTAL FUNDS  
FISCAL YEAR 2022-23

BUDGET UNIT: **02210000 CUPA / UNDERGROUND STORAGE TANKS** MARCIE SKELTON  
FUNCTION: PUBLIC PROTECTION AGRICULTURAL COMMISSIONER  
ACTIVITY: PROTECTION INSPECTION

DETAIL BY REVENUE CATEGORY AND EXPENDITURE OBJECT	2020-21 ACTUAL	2021-22 ACTUAL	2022-23 RECOMMENDED BUDGET	2022-23 ADOPTED BUDGET
<b>REVENUES</b>				
LICENSES & PERMITS	\$191,056	\$215,193	\$193,000	\$193,000
FINES, FORFEITURES & PENALTIES	376	950	1,000	1,000
USE OF MONEY & PROPERTY	1,847	676	2,000	2,000
INTERGOVERNMENTAL REVENUE	60,000	60,000	66,000	66,000
MISCELLANEOUS REVENUES	1,365	7,430	1,500	1,500
<b>TOTAL REVENUES</b>	<b>254,644</b>	<b>284,249</b>	<b>263,500</b>	<b>263,500</b>
<b>EXPENSES</b>				
SERVICES & SUPPLIES	299,379	290,905	305,991	306,669
OTHER CHARGES	336	2,125	2,132	2,132
<b>TOTAL EXPENSES</b>	<b>299,715</b>	<b>293,030</b>	<b>308,123</b>	<b>308,801</b>
<b>NET COUNTY RETURN/(COST)</b>	<b>(\$45,071)</b>	<b>(\$8,781)</b>	<b>(\$44,623)</b>	<b>(\$45,301)</b>

**DESCRIPTION:**

This fund is administered by the Glenn County Air Pollution Control District. The Certified Unified Program Agency (CUPA)/Underground Storage Tanks (UST) is responsible for implementing a unified hazardous materials and hazardous waste management regulatory program. The agency provides oversight of the six state-mandated programs:

1. Hazardous Materials Business Plan (HMBP)/Area Plan Program
2. California Accidental Release Prevention Program (CalARP)
3. Underground Storage Tank Program (UST)
4. Aboveground Petroleum Storage Tank Program (APSA)
5. Hazardous Waste Generator/Tiered Permitting Program
6. Hazardous Material Management Plan/ Hazardous Material Inventory Statement Program

COUNTY OF GLENN  
 FINANCING SOURCES AND USES BY BUDGET UNIT BY OBJECT  
 GOVERNMENTAL FUNDS  
 FISCAL YEAR 2022-23

BUDGET UNIT: **02220000 VEGETATION & ENVIRONMENTAL MGMT** MARCIE SKELTON  
 FUNCTION: PUBLIC PROTECTION AGRICULTURAL COMMISSIONER  
 ACTIVITY: OTHER PROTECTION

DETAIL BY REVENUE CATEGORY AND EXPENDITURE OBJECT	2020-21 ACTUAL	2021-22 ACTUAL	2022-23 RECOMMENDED BUDGET	2022-23 ADOPTED BUDGET
<b>REVENUES</b>				
USE OF MONEY & PROPERTY	\$669	\$272	\$775	\$775
CHARGES FOR CURRENT SERVICES	29,418	96,984	137,033	137,033
<b>TOTAL REVENUES</b>	<b>30,087</b>	<b>97,256</b>	<b>137,808</b>	<b>137,808</b>
<b>EXPENSES</b>				
SERVICES & SUPPLIES	18,643	55,555	125,835	125,488
OTHER CHARGES	8,638	8,320	12,931	12,931
<b>TOTAL EXPENSES</b>	<b>27,281</b>	<b>63,875</b>	<b>138,766</b>	<b>138,419</b>
<b>NET COUNTY RETURN/(COST)</b>	<b>\$2,806</b>	<b>\$33,381</b>	<b>(\$958)</b>	<b>(\$611)</b>

**DESCRIPTION:**

Vegetative & Environmental Management program reflects the efforts of the county to maintain weed free roads and rights-of-way. Providing pre and post treatment applications countywide to reduce the establishment or spread of invasive and noxious weeds to agricultural and residential properties, to curtail road degradation, to provide unobstructed line of site for turning and merging vehicles, protect wildlife and to allow for safer emergency roadside stops where there is potential for accidental fire. Materials used are as environmentally and worker friendly as possible yet still have an effective control program.

COUNTY OF GLENN  
 FINANCING SOURCES AND USES BY BUDGET UNIT BY OBJECT  
 GOVERNMENTAL FUNDS  
 FISCAL YEAR 2022-23

BUDGET UNIT: **02261000 PCDS PERMIT CENTER** MARDY THOMAS  
 FUNCTION: PUBLIC PROTECTION PLANNING & COMMUNITY  
 ACTIVITY: PROTECTION INSPECTION DEVELOPMENT SVCS DIRECTOR

DETAIL BY REVENUE CATEGORY AND EXPENDITURE OBJECT	2020-21 ACTUAL	2021-22 ACTUAL	2022-23 RECOMMENDED BUDGET	2022-23 ADOPTED BUDGET
<b>REVENUES</b>				
LICENSES & PERMITS	\$29,795	\$24,286	\$24,725	\$24,725
USE OF MONEY & PROPERTY	1,202	254	0	0
CHARGES FOR CURRENT SERVICES	132,792	72,405	155,000	155,000
OTHER FINANCING RESOURCES	0	15,300	35,000	35,000
<b>TOTAL REVENUES</b>	<b>163,789</b>	<b>112,245</b>	<b>214,725</b>	<b>214,725</b>
<b>EXPENSES</b>				
SERVICES & SUPPLIES	198,591	101,485	226,715	226,500
OTHER CHARGES	1,744	3,043	2,065	2,065
<b>TOTAL EXPENSES</b>	<b>200,335</b>	<b>104,528</b>	<b>228,780</b>	<b>228,565</b>
<b>NET COUNTY RETURN/(COST)</b>	<b>(\$36,546)</b>	<b>\$7,717</b>	<b>(\$14,055)</b>	<b>(\$13,840)</b>

**DESCRIPTION:**

This fund is used for costs associated with revenues and expenditures for specific land development permit processing within PCDSA as well as reviews and fees required by PWA and EHD. By Resolution of the Board of Supervisors, the PCDSA collects a 6% technology fee on permits processed through our software programs to allow for updates, as necessary. Several administrative fees for State programs and Developmental Impact fees are deposited into this fund. In addition, the fund provides for the expenditure (pass-through function) to pay the building and engineering plan review consultants under contract with the County.

COUNTY OF GLENN  
 FINANCING SOURCES AND USES BY BUDGET UNIT BY OBJECT  
 GOVERNMENTAL FUNDS  
 FISCAL YEAR 2022-23

BUDGET UNIT: **03380000 PUBLIC SAFETY AUGMENTATION** HUMBERTO MEDINA, CPA  
 FUNCTION: PUBLIC PROTECTION DIRECTOR OF FINANCE  
 ACTIVITY: POLICE PROTECTION

DETAIL BY REVENUE CATEGORY AND EXPENDITURE OBJECT	2020-21 ACTUAL	2021-22 ACTUAL	2022-23 RECOMMENDED BUDGET	2022-23 ADOPTED BUDGET
<b>REVENUES</b>				
INTERGOVERNMENTAL REVENUE	\$2,632,525	\$3,289,110	\$2,962,000	\$2,962,000
TOTAL REVENUES	2,632,525	3,289,110	2,962,000	2,962,000
<b>EXPENSES</b>				
SERVICES & SUPPLIES	66,304	79,298	76,415	76,415
OTHER FINANCING USES	2,566,221	2,555,124	3,185,585	3,350,805
TOTAL EXPENSES	2,632,525	2,634,422	3,262,000	3,427,220
NET COUNTY RETURN/(COST)	\$0	\$654,688	(\$300,000)	(\$465,220)

**DESCRIPTION:**

This fund is used to account for sales tax revenues related to Proposition 172 that are received monthly from the State Board of Equalization. Sales tax revenues are allocated to the County, City of Orland, and the City of Willows for public safety operations.

COUNTY OF GLENN  
 FINANCING SOURCES AND USES BY BUDGET UNIT BY OBJECT  
 GOVERNMENTAL FUNDS  
 FISCAL YEAR 2022-23

BUDGET UNIT: **03540000 ANIMAL ADOPTION FEE** RICHARD WARREN  
 FUNCTION: PUBLIC PROTECTION SHERIFF-CORONER  
 ACTIVITY: OTHER PROTECTION

DETAIL BY REVENUE CATEGORY AND EXPENDITURE OBJECT	2020-21 ACTUAL	2021-22 ACTUAL	2022-23 RECOMMENDED BUDGET	2022-23 ADOPTED BUDGET
<b>REVENUES</b>				
CHARGES FOR CURRENT SERVICES	\$560	\$765	\$300	\$300
TOTAL REVENUES	560	765	300	300
<b>EXPENSES</b>				
SERVICES & SUPPLIES	120	385	15,000	15,000
TOTAL EXPENSES	120	385	15,000	15,000
NET COUNTY RETURN/(COST)	\$440	\$380	(\$14,700)	(\$14,700)

**DESCRIPTION:**

The Animal Control Adoption program is operated by the Sheriff's Office Animal Control division for the purposes of assuring that adopted animals are spayed or neutered at the time of adoption.



COUNTY OF GLENN  
 FINANCING SOURCES AND USES BY BUDGET UNIT BY OBJECT  
 GOVERNMENTAL FUNDS  
 FISCAL YEAR 2022-23

BUDGET UNIT: **04530000 CRIMINAL FACILITY CONSTRUCTION**  
 FUNCTION: PUBLIC PROTECTION  
 ACTIVITY: DETENTION & CORRECTION

HUMBERTO MEDINA,  
 CPA  
 DIRECTOR OF FINANCE

DETAIL BY REVENUE CATEGORY AND EXPENDITURE OBJECT	2020-21 ACTUAL	2021-22 ACTUAL	2022-23 RECOMMENDED BUDGET	2022-23 ADOPTED BUDGET
<b>REVENUES</b>				
FINES, FORFEITURES & PENALTIES	\$52,687	\$55,184	\$50,050	\$50,050
USE OF MONEY & PROPERTY	198	145	200	200
<b>TOTAL REVENUES</b>	<b>52,885</b>	<b>55,329</b>	<b>50,250</b>	<b>50,250</b>
<b>EXPENSES</b>				
OTHER CHARGES	65,450	40,724	50,250	50,250
<b>TOTAL EXPENSES</b>	<b>65,450</b>	<b>40,724</b>	<b>50,250</b>	<b>50,250</b>
<b>NET COUNTY RETURN/(COST)</b>	<b>(\$12,565)</b>	<b>\$14,605</b>	<b>\$0</b>	<b>\$0</b>

**DESCRIPTION:**

A portion of certain court fines are earmarked and allocated according to Penal code legislation to the Criminal Facility Construction fund for the construction and maintenance of criminal facilities.

COUNTY OF GLENN  
 FINANCING SOURCES AND USES BY BUDGET UNIT BY OBJECT  
 GOVERNMENTAL FUNDS  
 FISCAL YEAR 2022-23

BUDGET UNIT: **04690000 DA INSURANCE FRAUD TRUST** DWAYNE STEWART  
 FUNCTION: PUBLIC PROTECTION DISTRICT ATTORNEY  
 ACTIVITY: JUDICIAL

DETAIL BY REVENUE CATEGORY AND EXPENDITURE OBJECT	2020-21 ACTUAL	2021-22 ACTUAL	2022-23 RECOMMENDED BUDGET	2022-23 ADOPTED BUDGET
REVENUES				
USE OF MONEY & PROPERTY	\$8	\$5	\$0	\$0
TOTAL REVENUES	8	5	0	0
NET COUNTY RETURN/(COST)	\$8	\$5	\$0	\$0

**DESCRIPTION:**

Funds in the District Attorney Insurance Fraud Trust are used to assist with prosecuting cases related to insurance fraud or theft.

COUNTY OF GLENN  
 FINANCING SOURCES AND USES BY BUDGET UNIT BY OBJECT  
 GOVERNMENTAL FUNDS  
 FISCAL YEAR 2022-23

BUDGET UNIT: **01200000 ROAD FUND** DONALD RUST  
 FUNCTION: PUBLIC WAYS & FACILITIES PUBLIC WORKS AGENCY DIRECTOR  
 ACTIVITY: PUBLIC WAYS

DETAIL BY REVENUE CATEGORY AND EXPENDITURE OBJECT	2020-21 ACTUAL	2021-22 ACTUAL	2022-23 RECOMMENDED BUDGET	2022-23 ADOPTED BUDGET
<b>REVENUES</b>				
LICENSES & PERMITS	\$17,221	\$17,538	\$17,000	\$17,000
USE OF MONEY & PROPERTY	4,280	4,106	3,000	3,000
INTERGOVERNMENTAL REVENUE	3,196,040	3,207,341	15,993,464	10,330,250
CHARGES FOR CURRENT SERVICES	452,062	469,045	360,250	360,250
MISCELLANEOUS REVENUES	21,269	29,750	129,676	129,676
OTHER FINANCING SOURCES	2,900,000	3,677,481	3,496,321	3,406,466
<b>TOTAL REVENUES</b>	<b>6,590,872</b>	<b>7,405,261</b>	<b>19,999,711</b>	<b>14,246,642</b>
<b>EXPENSES</b>				
SALARIES & BENEFITS	2,910,793	2,834,754	3,814,525	3,806,276
SERVICES & SUPPLIES	2,441,488	3,889,479	16,614,482	10,870,164
OTHER CHARGES	555,075	316,707	126,749	129,840
FIXED ASSETS				
EQUIPMENT	146,385	36,159	500,000	806,105
<b>TOTAL EXPENSES</b>	<b>6,053,741</b>	<b>7,077,099</b>	<b>21,055,756</b>	<b>15,612,385</b>
<b>NET COUNTY RETURN/(COST)</b>	<b>\$537,131</b>	<b>\$328,162</b>	<b>(\$1,056,045)</b>	<b>(\$1,365,743)</b>

**DESCRIPTION:**

Glenn County maintains 861.214 miles of county roads, of which approximately 700 miles are paved, several storm drain systems, over 200 bridges, traffic control systems, and a fleet of heavy construction equipment. Primary funding for the maintenance of Glenn County roads is based on State Highway Users Fees (gas tax) that is distributed to Counties based on a formula of Maintained Road Mileage and the number of registered vehicles in the County. Other funding sources include Federal Forest Reserve timber receipts divided equally between County Schools and Roads, Regional Surface Transportation Program funds exchanged with the State of California, sales tax on fuel (AB2929/Prop 42), State Transportation Improvement Plan (STIP) funding for road rehabilitation or road maintenance projects, and funds generated by the fuel tax increases approved by Senate Bill 1 in 2017. No general fund money is used in maintaining Glenn County Roads.

GLENN COUNTY PUBLIC WORKS AGENCY  
2022-23 ROAD BUDGET BY CATEGORY

<b>ADMINISTRATION</b>		
PUBLIC WORKS ALLOCATION		\$ 647,286.00
COUNTY COST ALLOCATION		\$ 129,840.00
<b>TOTAL ADMINISTRATION</b>		<b>\$ 777,126.00</b>
<b>MAINTENANCE</b>		
<b>ROADS &amp; BRIDGES</b>		
BLADE GRAVEL ROAD		\$ 600,000.00
PATCHING/CHIP SEAL		\$ 1,634,251.52
TRAFFIC CONTROL		\$ 754,000.00
SIDEWALKS		\$ 150,000.00
ROAD & BRIDGE PROJECTS		\$ 1,080,403.00
PRUNING/BRUSH REMOVAL		\$ 344,085.00
SNOW REMOVAL		\$ 10,483.00
STORM DRAINAGE - FLOOD CONTROL		\$ 534,429.49
NOXIOUS WEED CONTROL		\$ 200,000.00
<b>TOTAL ROADS AND BRIDGES</b>		<b>\$ 5,307,652.01</b>
<b>STRUCTURES &amp; GROUNDS</b>		
		\$ -
<b>FIXED ASSETS</b>		
10-WHEEL DUMP TRUCK		\$ 175,000.00
10-WHEEL DUMP TRUCK		\$ 175,000.00
3 AXLE TRACTOR		\$ 150,000.00
WATER TRUCK		\$ 206,105.00
<b>TOTAL FIXED ASSETS</b>		<b>\$ 706,105.00</b>
<b>TOTAL MAINTENANCE</b>		<b>\$ 6,790,883.01</b>
<b>CONSTRUCTION</b>		
<b>FEDERAL HIGHWAY (FHWA ER)</b>		
FHWA 15A5 (038) Guardrail		\$ 4,073,038.00
<b>TOTAL FHWA PROJECTS:</b>		<b>\$ 4,073,038.00</b>
<b>STATE AIDE CONSTRUCTION - OFF SYSTEM BRIDGES (FHWA)</b>		
CR 67 HOWARD SLOUGH (4 SITES)		\$ 342,213.07
CR 35 WALKER (PE/ROW)		\$ 51,396.29
CR 200 BRANCH SALT CREEK (PE/ROW)		\$ 194,177.40
CR 303 S. FORK WILLOW CREEK (PE/ROW)		\$ 199,080.51
CR 305 WATSON CREEK (PE)		\$ 112,796.67
CR R GLENN-COLUSA CANAL (PE/RWO)		\$ 135,000.00
CR 66 COLUSA DRAIN (PE/ROW)		\$ 211,617.11
CR 200A STONY CREEK (PE/ROW)		\$ 139,107.94
<b>TOTAL FEDERAL &amp; STATE FWHA PROJECTS:</b>		<b>\$ 1,385,368.99</b>
<b>STATE TRANSPORTATION (STIP)</b>		
STIP COUNTY ROAD 306		\$ 1,244,000.00
<b>TOTAL FEDERAL STIP PROJECTS:</b>		<b>\$ 1,244,000.00</b>
<b>HIGHWAY SAFETY IMPROVEMENT PROJECT (STIP)</b>		
HSIP FH-7 GUARDRAIL		\$ 1,000,000.00
<b>TOTAL FEDERAL HSIP PROJECTS:</b>		<b>\$ 1,000,000.00</b>
<b>TOTAL CONSTRUCTION</b>		<b>\$ 7,702,406.99</b>
<b>TOTAL ROAD BUDGET BY CATEGORY</b>		<b>\$ 15,270,416.00</b>

COUNTY OF GLENN  
 FINANCING SOURCES AND USES BY BUDGET UNIT BY OBJECT  
 GOVERNMENTAL FUNDS  
 FISCAL YEAR 2022-23

BUDGET UNIT: **01203014 ROAD LOCAL TRANSPORTATION**  
 FUNCTION: **FUND** DONALD RUST  
 ACTIVITY: PUBLIC WAYS & FACILITIES PUBLIC WORKS AGENCY DIRECTOR  
 PUBLIC WAYS

DETAIL BY REVENUE CATEGORY AND EXPENDITURE OBJECT			2022-23	2022-23
	2020-21 ACTUAL	2021-22 ACTUAL	RECOMMENDED BUDGET	ADOPTED BUDGET
<b>REVENUES</b>				
USE OF MONEY & PROPERTY	\$30,111	\$23,020	\$10,000	\$10,000
INTERGOVERNMENTAL REVENUE	2,861,953	2,767,028	3,461,321	3,371,466
<b>TOTAL REVENUES</b>	<b>2,892,064</b>	<b>2,790,048</b>	<b>3,471,321</b>	<b>3,381,466</b>
<b>EXPENSES</b>				
OTHER FINANCING USES	2,900,000	3,650,000	3,471,321	3,381,466
<b>TOTAL EXPENSES</b>	<b>2,900,000</b>	<b>3,650,000</b>	<b>3,471,321</b>	<b>3,381,466</b>
<b>NET COUNTY RETURN/(COST)</b>	<b>(\$7,936)</b>	<b>(\$859,952)</b>	<b>\$0</b>	<b>\$0</b>

**DESCRIPTION:**

This fund was established as a tracking account for State and Federal projects to track pre-project expenditures that will be reimbursed on as-needed basis.

COUNTY OF GLENN  
 FINANCING SOURCES AND USES BY BUDGET UNIT BY OBJECT  
 GOVERNMENTAL FUNDS  
 FISCAL YEAR 2022-23

BUDGET UNIT: **02260000 PUBLIC WORKS** DONALD RUST  
 FUNCTION: PUBLIC WAYS & FACILITIES PUBLIC WORKS AGENCY DIRECTOR  
 ACTIVITY: PUBLIC WAYS

DETAIL BY REVENUE CATEGORY AND EXPENDITURE OBJECT	2020-21 ACTUAL	2021-22 ACTUAL	2022-23 RECOMMENDED BUDGET	2022-23 ADOPTED BUDGET
<b>REVENUES</b>				
USE OF MONEY & PROPERTY	\$422	\$401	\$200	\$200
INTERGOVERNMENTAL REVENUE	1,973	0	0	0
CHARGES FOR CURRENT SERVICES	1,037,727	946,556	1,155,723	1,155,723
MISCELLANEOUS REVENUES	390	369	300	300
<b>TOTAL REVENUES</b>	<b>1,040,512</b>	<b>947,326</b>	<b>1,156,223</b>	<b>1,156,223</b>
<b>EXPENSES</b>				
SALARIES & BENEFITS	862,090	809,632	1,001,043	1,001,044
SERVICES & SUPPLIES	6,600	36,127	55,576	46,562
OTHER CHARGES	169,804	103,698	99,604	102,703
<b>TOTAL EXPENSES</b>	<b>1,038,494</b>	<b>949,457</b>	<b>1,156,223</b>	<b>1,150,309</b>
<b>NET COUNTY RETURN/(COST)</b>	<b>\$2,018</b>	<b>(\$2,131)</b>	<b>\$0</b>	<b>\$5,914</b>

**DESCRIPTION:**

This budget unit is used to account for salaries & benefits and services & supplies incurred for the Public Works Agency which includes Roads, Solid Waste, Haigh Field & Willows-Glenn County Airports, Surveyor, and Flood Control divisions in addition to several independent commissions and service districts. Costs are accumulated and charged to the various Public Works Agency units based on time sheet records. Indirect costs are allocated based on the number of employees per function, relative budget size, direct costs of actual charges, and time sheet information.

COUNTY OF GLENN  
 FINANCING SOURCES AND USES BY BUDGET UNIT BY OBJECT  
 GOVERNMENTAL FUNDS  
 FISCAL YEAR 2022-23

BUDGET UNIT: **01014022 COUNTY HOSPITAL** HUMBERTO MEDINA, CPA  
 FUNCTION: HEALTH & SANITATION DIRECTOR OF FINANCE  
 ACTIVITY: HOSPITAL CARE

DETAIL BY REVENUE CATEGORY AND EXPENDITURE OBJECT	2020-21 ACTUAL	2021-22 ACTUAL	2022-23 RECOMMENDED BUDGET	2022-23 ADOPTED BUDGET
<b>REVENUES</b>				
MISCELLANEOUS REVENUES	\$0	\$0	\$0	\$0
<b>TOTAL REVENUES</b>	<b>0</b>	<b>0</b>	<b>0</b>	<b>0</b>
<b>EXPENSES</b>				
SALARIES & BENEFITS	26,103	22,383	28,725	28,725
OTHER CHARGES	786	8,741	486	486
<b>TOTAL EXPENSES</b>	<b>26,889</b>	<b>31,124</b>	<b>29,211</b>	<b>29,211</b>
<b>NET COUNTY RETURN/(COST)</b>	<b>(\$26,889)</b>	<b>(\$31,124)</b>	<b>(\$29,211)</b>	<b>(\$29,211)</b>

**DESCRIPTION:**

This department is used to record the costs of health insurance for the Glenn General Hospital retirees.

COUNTY OF GLENN  
 FINANCING SOURCES AND USES BY BUDGET UNIT BY OBJECT  
 GOVERNMENTAL FUNDS  
 FISCAL YEAR 2022-23

BUDGET UNIT: **01024010 PUBLIC HEALTH** CHRISTINE ZOPPI  
 FUNCTION: HEALTH & SANITATION HEALTH & HUMAN SERVICES  
 ACTIVITY: HEALTH AGENCY DIRECTOR

DETAIL BY REVENUE CATEGORY AND EXPENDITURE OBJECT	2020-21 ACTUAL	2021-22 ACTUAL	2022-23 RECOMMENDED BUDGET	2022-23 ADOPTED BUDGET
<b>REVENUES</b>				
FINES, FORFEITURES & PENALTIES	\$137	\$294	\$0	\$0
INTERGOVERNMENTAL REVENUE	2,643,196	2,224,934	2,912,378	3,783,545
CHARGES FOR CURRENT SERVICES	381,423	288,669	319,404	319,404
MISCELLANEOUS REVENUES	1,242	6,613	4,968	4,968
OTHER FINANCING SOURCES	166,676	968,978	936,766	936,766
<b>TOTAL REVENUES</b>	<b>3,192,674</b>	<b>3,489,488</b>	<b>4,173,516</b>	<b>5,044,683</b>
<b>EXPENSES</b>				
SALARIES & BENEFITS	1,726,347	1,401,563	2,905,699	2,996,908
SERVICES & SUPPLIES	353,398	252,916	398,697	614,612
OTHER CHARGES	555,841	589,316	712,390	733,546
OTHER FINANCING USES	397,169	545,760	532,053	803,053
<b>TOTAL EXPENSES</b>	<b>3,032,755</b>	<b>2,789,555</b>	<b>4,548,839</b>	<b>5,148,119</b>
<b>NET COUNTY RETURN/(COST)</b>	<b>\$159,919</b>	<b>\$699,933</b>	<b>(\$375,323)</b>	<b>(\$103,436)</b>

**DESCRIPTION:**

The Public Health Department provides services and education to all citizens and their families in Glenn County. Services include the Child Health & Disability Program which provides infant/newborn examinations; health education including tobacco and oral health education and other health topics; administration of the Emergency Medical Services contract that provides mandated oversight and training for ambulance drivers & EMS personnel; flu vaccination clinics; car seat education; rabies testing; sexually transmitted disease examinations; referrals for family planning and administration of Health Officer services.



COUNTY OF GLENN  
FINANCING SOURCES AND USES BY BUDGET UNIT BY OBJECT  
GOVERNMENTAL FUNDS  
FISCAL YEAR 2022-23

BUDGET UNIT: **01024011 EMERGENCY PREPAREDNESS** CHRISTINE ZOPPI  
FUNCTION: HEALTH & SANITATION HEALTH & HUMAN SERVICES  
ACTIVITY: HEALTH AGENCY DIRECTOR

DETAIL BY REVENUE CATEGORY AND EXPENDITURE OBJECT	2020-21 ACTUAL	2021-22 ACTUAL	2022-23 RECOMMENDED BUDGET	2022-23 ADOPTED BUDGET
<b>REVENUES</b>				
INTERGOVERNMENTAL REVENUE	\$388,524	\$203,511	\$311,172	\$513,373
CHARGES FOR CURRENT SERVICES	18,467	13,287	49,484	49,484
MISCELLANEOUS REVENUES	0	0	0	0
OTHER FINANCING SOURCES	2,730	6,819	0	23,123
<b>TOTAL REVENUES</b>	<b>409,721</b>	<b>223,617</b>	<b>360,656</b>	<b>585,980</b>
<b>EXPENSES</b>				
SALARIES & BENEFITS	161,354	176,748	231,224	231,224
SERVICES & SUPPLIES	81,068	74,958	48,129	48,129
OTHER CHARGES	62,999	64,910	75,012	77,849
OTHER FINANCING USES	2,994	3,717	6,291	6,291
<b>TOTAL EXPENSES</b>	<b>308,415</b>	<b>320,333</b>	<b>360,656</b>	<b>363,493</b>
<b>NET COUNTY RETURN/(COST)</b>	<b>\$101,306</b>	<b>(\$96,716)</b>	<b>\$0</b>	<b>\$222,487</b>

**DESCRIPTION:**

The Emergency Preparedness budget contains the budgets for Public Health Emergency Preparedness, Pandemic Flu and the Hospital Preparedness programs. These programs provide for emergency preparedness planning, integrating public health and the medical community in achieving capabilities such as interoperable communications systems, real time bed capacity reporting, volunteer registries, fatality and evacuation management, mobile medical assets, alternate care sites, pharmaceutical caches, NIMS compliance, education, training and related exercises.

COUNTY OF GLENN  
 FINANCING SOURCES AND USES BY BUDGET UNIT BY OBJECT  
 GOVERNMENTAL FUNDS  
 FISCAL YEAR 2022-23

BUDGET UNIT: **01024012 COMMUNITY MENTAL HEALTH** CHRISTINE ZOPPI  
 FUNCTION: HEALTH & SANITATION HEALTH & HUMAN SERVICES  
 ACTIVITY: HEALTH AGENCY DIRECTOR

DETAIL BY REVENUE CATEGORY AND EXPENDITURE OBJECT	2020-21 ACTUAL	2021-22 ACTUAL	2022-23 RECOMMENDED BUDGET	2022-23 ADOPTED BUDGET
<b>REVENUES</b>				
INTERGOVERNMENTAL REVENUE	\$4,866,839	\$5,884,342	\$8,487,905	\$11,601,979
CHARGES FOR CURRENT SERVICES	221,323	66,986	76,640	128,341
MISCELLANEOUS REVENUES	30,647	2,585	1,402	1,402
OTHER FINANCING SOURCES	5,156,297	6,020,501	7,246,530	7,509,683
<b>TOTAL REVENUES</b>	<b>10,275,106</b>	<b>11,974,414</b>	<b>15,812,477</b>	<b>19,241,405</b>
<b>EXPENSES</b>				
SALARIES & BENEFITS	5,828,429	6,542,115	8,708,486	8,788,314
SERVICES & SUPPLIES	2,841,930	3,279,510	4,633,183	4,936,871
OTHER CHARGES	1,680,880	1,709,273	2,300,755	2,405,855
FIXED ASSETS				
VEHICLES	0	0	376,000	376,000
OTHER FINANCING USES	141,551	131,001	216,678	216,678
<b>TOTAL EXPENSES</b>	<b>10,492,790</b>	<b>11,661,899</b>	<b>16,235,102</b>	<b>16,723,718</b>
<b>NET COUNTY RETURN/(COST)</b>	<b>(\$217,684)</b>	<b>\$312,515</b>	<b>(\$422,625)</b>	<b>\$2,517,687</b>

**DESCRIPTION:**

Our mission is to treat Glenn County citizens who experience thinking and affective disorders of a serious and persistent type targeted at the medically indigent and Medi-Cal population. These services include but are not limited to acute hospitalization, counseling, family counseling, community consultation, community education, medication treatment, Children’s System of Care, Mental Health Managed Care, case management, consultation with providers and community infrastructure development. Mental Health has two drop-in centers located in Orland for adults and transition age youth. Both centers provide support for clients, have regular classes, provide assistance to the homeless and hold special events throughout the year.

COUNTY OF GLENN  
 FINANCING SOURCES AND USES BY BUDGET UNIT BY OBJECT  
 GOVERNMENTAL FUNDS  
 FISCAL YEAR 2022-23

BUDGET UNIT: **01024013 COVID-19 GRANTS** CHRISTINE ZOPPI  
 FUNCTION: HEALTH & SANITATION HEALTH & HUMAN SERVICES  
 ACTIVITY: HEALTH AGENCY DIRECTOR

DETAIL BY REVENUE CATEGORY AND EXPENDITURE OBJECT	2020-21 ACTUAL	2021-22 ACTUAL	2022-23 RECOMMENDED BUDGET	2022-23 ADOPTED BUDGET
<b>REVENUES</b>				
INTERGOVERNMENTAL REVENUE	\$576,767	\$1,412,320	\$2,231,849	\$2,034,312
CHARGES FOR SERVICES	0	18,430	0	0
OTHER FINANCING SOURCES	0	60,463	86,752	86,752
<b>TOTAL REVENUES</b>	<b>576,767</b>	<b>1,491,213</b>	<b>2,318,601</b>	<b>2,121,064</b>
<b>EXPENSES</b>				
SALARIES & BENEFITS	0	596,109	1,076,795	891,224
SERVICES & SUPPLIES	0	556,879	247,592	246,019
OTHER CHARGES	0	208,647	301,592	316,355
FIXED ASSETS				
EQUIPMENT	0	35,581	0	0
OTHER FINANCING USES	0	814,594	692,622	715,745
<b>TOTAL EXPENSES</b>	<b>0</b>	<b>2,211,810</b>	<b>2,318,601</b>	<b>2,169,343</b>
<b>NET COUNTY RETURN/(COST)</b>	<b>\$576,767</b>	<b>(\$720,597)</b>	<b>\$0</b>	<b>(\$48,279)</b>

**DESCRIPTION:**

This fund was created to track all of the Public Health Covid-19 funding allocations. The purposes of this program are to support testing, case investigation and contact tracing, surveillance, containment and mitigation. The funding also allows for the purchase of PPE, as well as gives us flexibility in contracting for any specialty services necessary that can't be provided by county staff.

COUNTY OF GLENN  
 FINANCING SOURCES AND USES BY BUDGET UNIT BY OBJECT  
 GOVERNMENTAL FUNDS  
 FISCAL YEAR 2022-23

BUDGET UNIT: **01024014 ALCOHOL & DRUG ABUSE SERVICES** CHRISTINE ZOPPI  
 FUNCTION: HEALTH & SANITATION HEALTH & HUMAN SERVICES  
 ACTIVITY: HEALTH AGENCY DIRECTOR

DETAIL BY REVENUE CATEGORY AND EXPENDITURE OBJECT	2020-21 ACTUAL	2021-22 ACTUAL	2022-23 RECOMMENDED BUDGET	2022-23 ADOPTED BUDGET
<b>REVENUES</b>				
INTERGOVERNMENTAL REVENUE	\$998,729	\$707,964	\$1,317,969	\$1,826,388
CHARGES FOR CURRENT SERVICES	77,770	2,479	9,024	14,357
MISCELLANEOUS REVENUES	3,977	369	367	367
OTHER FINANCING SOURCES	510,554	711,087	993,858	993,858
<b>TOTAL REVENUES</b>	<b>1,591,030</b>	<b>1,421,899</b>	<b>2,321,218</b>	<b>2,834,970</b>
<b>EXPENSES</b>				
SALARIES & BENEFITS	836,617	818,381	1,181,859	1,240,776
SERVICES & SUPPLIES	226,894	406,972	664,879	622,029
OTHER CHARGES	313,557	292,219	342,932	356,836
OTHER FINANCING USES	90,542	133,878	131,548	131,548
<b>TOTAL EXPENSES</b>	<b>1,467,610</b>	<b>1,651,450</b>	<b>2,321,218</b>	<b>2,351,189</b>
<b>NET COUNTY RETURN/(COST)</b>	<b>\$123,420</b>	<b>(\$229,551)</b>	<b>\$0</b>	<b>\$483,781</b>

**DESCRIPTION:**

The mission of the Glenn County Alcohol & Drug Program is to provide Glenn County citizens an opportunity to be treated for and supported in maintaining a substance abuse-free lifestyle. The services include but are not limited to individual counseling, group counseling, family counseling, community consultations, case management and the building and support of a community infrastructure to encourage a sober lifestyle for those who desire it. Glenn County offers adult and adolescent drug court programs in cooperation with Glenn County Superior Court for those individuals who would benefit from treatment rather than incarceration. Services include individual and group counseling, family support, coordination with allied agencies and community education and development.

COUNTY OF GLENN  
 FINANCING SOURCES AND USES BY BUDGET UNIT BY OBJECT  
 GOVERNMENTAL FUNDS  
 FISCAL YEAR 2022-23

BUDGET UNIT: **01024018 VICTIM WITNESS** CHRISTINE ZOPPI  
 FUNCTION: HEALTH & SANITATION HEALTH & HUMAN SERVICES  
 ACTIVITY: HEALTH AGENCY DIRECTOR

DETAIL BY REVENUE CATEGORY AND EXPENDITURE OBJECT	2020-21 ACTUAL	2021-22 ACTUAL	2022-23 RECOMMENDED BUDGET	2022-23 ADOPTED BUDGET
<b>REVENUES</b>				
INTERGOVERNMENTAL REVENUE	\$187,591	\$0	\$0	\$0
MISCELLANEOUS REVENUES	44	0	0	0
<b>TOTAL REVENUES</b>	<b>187,635</b>	<b>0</b>	<b>0</b>	<b>0</b>
<b>EXPENSES</b>				
SALARIES & BENEFITS	0	0	0	0
SERVICES & SUPPLIES	0	0	0	0
OTHER CHARGES	11,164	0	0	0
OTHER FINANCING USES	95,039	0	0	0
INTRAFUND TRANSFERS	6,338	0	0	0
<b>TOTAL EXPENSES</b>	<b>112,541</b>	<b>0</b>	<b>0</b>	<b>0</b>
<b>NET COUNTY RETURN/(COST)</b>	<b>\$75,094</b>	<b>\$0</b>	<b>\$0</b>	<b>\$0</b>

**DESCRIPTION:**

The Victim Witness program is designed to assist people who have been involved in a crime. Services include crisis intervention and on-going support, emergency assistance, referrals to additional services, advocate services for the family, and orientation and education of the victim of the criminal justice system.

COUNTY OF GLENN  
 FINANCING SOURCES AND USES BY BUDGET UNIT BY OBJECT  
 GOVERNMENTAL FUNDS  
 FISCAL YEAR 2022-23

BUDGET UNIT: **01024020 MATERNAL CHILD HEALTH** CHRISTINE ZOPPI  
 FUNCTION: HEALTH & SANITATION HEALTH & HUMAN SERVICES  
 ACTIVITY: HEALTH AGENCY DIRECTOR

DETAIL BY REVENUE CATEGORY AND EXPENDITURE OBJECT	2020-21 ACTUAL	2021-22 ACTUAL	2022-23 RECOMMENDED BUDGET	2022-23 ADOPTED BUDGET
<b>REVENUES</b>				
INTERGOVERNMENTAL REVENUE	\$26,282	\$52,412	\$80,023	\$92,597
CHARGES FOR CURRENT SERVICES	2,938	1,373	0	0
<b>TOTAL REVENUES</b>	<b>29,220</b>	<b>53,785</b>	<b>80,023</b>	<b>92,597</b>
<b>EXPENSES</b>				
SERVICES & SUPPLIES	1,973	1,139	11,433	11,008
OTHER CHARGES	8,307	7,161	7,115	7,540
OTHER FINANCING USES	30,348	38,649	61,475	61,475
<b>TOTAL EXPENSES</b>	<b>40,628</b>	<b>46,949</b>	<b>80,023</b>	<b>80,023</b>
<b>NET COUNTY RETURN/(COST)</b>	<b>(\$11,408)</b>	<b>\$6,836</b>	<b>\$0</b>	<b>\$12,574</b>

**DESCRIPTION:**

The Maternal Child Health (MCH) program focuses on assessing, planning and implementing coordinated services and care for women of child bearing age, adolescents and children. The services use preventative care and education of the Glenn County community as well as collaborating with direct service providers in health care to ensure women of child bearing age and their children are properly cared for. This program is primarily a program of coordination and community collaboration.

COUNTY OF GLENN  
 FINANCING SOURCES AND USES BY BUDGET UNIT BY OBJECT  
 GOVERNMENTAL FUNDS  
 FISCAL YEAR 2022-23

BUDGET UNIT: **01024025 WOMEN, INFANTS & CHILDREN** CHRISTINE ZOPPI  
 FUNCTION: HEALTH & SANITATION HEALTH & HUMAN SERVICES  
 ACTIVITY: HEALTH AGENCY DIRECTOR

DETAIL BY REVENUE CATEGORY AND EXPENDITURE OBJECT	2020-21 ACTUAL	2021-22 ACTUAL	2022-23 RECOMMENDED BUDGET	2022-23 ADOPTED BUDGET
<b>REVENUES</b>				
INTERGOVERNMENTAL REVENUE	\$678,578	\$701,707	\$846,284	\$931,943
CHARGES FOR CURRENT SERVICES	4,255	0	82,309	0
MISCELLANEOUS REVENUES	1	0	0	0
OTHER FINANCING SOURCES	7,099	585	0	0
<b>TOTAL REVENUES</b>	<b>689,933</b>	<b>702,292</b>	<b>928,593</b>	<b>931,943</b>
<b>EXPENSES</b>				
SALARIES & BENEFITS	465,044	487,072	637,092	535,350
SERVICES & SUPPLIES	44,691	56,620	67,274	68,439
OTHER CHARGES	116,422	127,444	177,764	186,925
OTHER FINANCING USES	25,311	30,187	46,463	46,463
<b>TOTAL EXPENSES</b>	<b>651,468</b>	<b>701,323</b>	<b>928,593</b>	<b>837,177</b>
<b>NET COUNTY RETURN/(COST)</b>	<b>\$38,465</b>	<b>\$969</b>	<b>\$0</b>	<b>\$94,766</b>

**DESCRIPTION:**

This program serves low income, nutritionally at risk pregnant and breastfeeding women. It provides nutritional services to infants and children up to the age of 5 years. Benefits of this program are supplemental nutritious foods, nutrition and educational counseling and screening and referrals for appropriate services in the community.

COUNTY OF GLENN  
 FINANCING SOURCES AND USES BY BUDGET UNIT BY OBJECT  
 GOVERNMENTAL FUNDS  
 FISCAL YEAR 2022-23

BUDGET UNIT: **01024030 CDBG-CV2 AND ALLOCATION** CHRISTINE ZOPPI  
 FUNCTION: HEALTH & SANITATION HEALTH & HUMAN SERVICES  
 ACTIVITY: HEALTH AGENCY DIRECTOR

DETAIL BY REVENUE CATEGORY AND EXPENDITURE OBJECT	2020-21 ACTUAL	2021-22 ACTUAL	2022-23 RECOMMENDED BUDGET	2022-23 ADOPTED BUDGET
<b>REVENUES</b>				
INTERGOVERNMENTAL REVENUE	\$0	\$0	\$190,623	\$245,624
<b>TOTAL REVENUES</b>	<b>0</b>	<b>0</b>	<b>190,623</b>	<b>245,624</b>
<b>EXPENSES</b>				
SERVICES & SUPPLIES	0	2,539	190,623	243,085
<b>TOTAL EXPENSES</b>	<b>0</b>	<b>2,539</b>	<b>190,623</b>	<b>243,085</b>
<b>NET COUNTY RETURN/(COST)</b>	<b>\$0</b>	<b>(\$2,539)</b>	<b>\$0</b>	<b>\$2,539</b>

**DESCRIPTION:**

This fund accounts for the CDBG Cares Act Grant known as CDBG-CV. HHS was awarded funds to renovate a portion of the Jane Hahn building to be used as a Housing Hub, which will be used to assist county residents in need to overcome barriers to finding housing related financial assistance.



COUNTY OF GLENN  
 FINANCING SOURCES AND USES BY BUDGET UNIT BY OBJECT  
 GOVERNMENTAL FUNDS  
 FISCAL YEAR 2022-23

BUDGET UNIT: **01024170 CALIFORNIA CHILDREN'S SERVICES** CHRISTINE ZOPPI  
 FUNCTION: HEALTH & SANITATION HEALTH & HUMAN SERVICES  
 ACTIVITY: CALIFORNIA CHILDREN'S SERVICES AGENCY DIRECTOR

DETAIL BY REVENUE CATEGORY AND EXPENDITURE OBJECT	2020-21 ACTUAL	2021-22 ACTUAL	2022-23 RECOMMENDED BUDGET	2022-23 ADOPTED BUDGET
<b>REVENUES</b>				
INTERGOVERNMENTAL REVENUE	\$198,012	\$319,469	\$250,067	\$302,522
CHARGES FOR CURRENT SERVICES	32,362	32,237	32,157	32,157
MISCELLANEOUS REVENUES	137	0	0	0
OTHER FINANCING SOURCES	0	3,987	10,462	10,462
<b>TOTAL REVENUES</b>	<b>230,511</b>	<b>355,693</b>	<b>292,686</b>	<b>345,141</b>
<b>EXPENSES</b>				
SALARIES & BENEFITS	109,721	111,561	117,146	117,147
SERVICES & SUPPLIES	3,668	2,941	17,703	17,521
OTHER CHARGES	121,896	61,434	71,456	72,757
OTHER FINANCING USES	45,301	93,564	86,381	86,381
<b>TOTAL EXPENSES</b>	<b>280,586</b>	<b>269,500</b>	<b>292,686</b>	<b>293,806</b>
<b>NET COUNTY RETURN/(COST)</b>	<b>(\$50,075)</b>	<b>\$86,193</b>	<b>\$0</b>	<b>\$51,335</b>

**DESCRIPTION:**

The mission of the California Children’s Services (CCS) is to ensure that children and families of children encountering catastrophic illnesses beyond their ability to financially address it will have assistance from the county and the state. Functions performed by this budget unit include, but are not limited to counseling with the families, coordination with the families with other funding sources, ensuring that children experiencing such catastrophic illnesses in Glenn County receive services both in their homes and in institutions, or out of the county, as often occurs at specialty treatment centers.

COUNTY OF GLENN  
 FINANCING SOURCES AND USES BY BUDGET UNIT BY OBJECT  
 GOVERNMENTAL FUNDS  
 FISCAL YEAR 2022-23

BUDGET UNIT: **01024300 HEALTH & HUMAN SERVICES ADMIN** CHRISTINE ZOPPI  
 FUNCTION: HEALTH & SANITATION HEALTH & HUMAN SERVICES  
 ACTIVITY: HEALTH AGENCY DIRECTOR

DETAIL BY REVENUE CATEGORY AND EXPENDITURE OBJECT	2020-21 ACTUAL	2021-22 ACTUAL	2022-23 RECOMMENDED BUDGET	2022-23 ADOPTED BUDGET
<b>REVENUES</b>				
INTERGOVERNMENTAL REVENUE	\$89,288	\$723	\$0	\$0
CHARGES FOR CURRENT SERVICES	4,002,266	4,193,276	5,504,754	5,640,178
MISCELLANEOUS REVENUES	1,481	886	826	826
<b>TOTAL REVENUES</b>	<b>4,093,035</b>	<b>4,194,885</b>	<b>5,505,580</b>	<b>5,641,004</b>
<b>EXPENSES</b>				
SALARIES & BENEFITS	3,636,219	3,451,665	4,097,263	4,018,972
SERVICES & SUPPLIES	94,152	243,960	778,398	743,474
OTHER CHARGES	295,609	430,680	465,577	479,691
FIXED ASSETS				
EQUIPMENT	0	0	80,000	80,000
OTHER FINANCING USES	67,055	68,575	84,342	318,867
<b>TOTAL EXPENSES</b>	<b>4,093,035</b>	<b>4,194,880</b>	<b>5,505,580</b>	<b>5,641,004</b>
<b>NET COUNTY RETURN/(COST)</b>	<b>\$0</b>	<b>\$5</b>	<b>\$0</b>	<b>\$0</b>

**DESCRIPTION:**

This budget was created to address revenue and expenditure activities that are common to all divisions of the agency, creating an administrative umbrella that functions as an account to gather common expenses and allocate those expenses out to the proper programs based on various methodologies such as time studies, square footage, etc.

COUNTY OF GLENN  
 FINANCING SOURCES AND USES BY BUDGET UNIT BY OBJECT  
 GOVERNMENTAL FUNDS  
 FISCAL YEAR 2022-23

BUDGET UNIT: **01050200 SOLID WASTE** DONALD RUST  
 FUNCTION: HEALTH & SANITATION PUBLIC WORKS AGENCY DIRECTOR  
 ACTIVITY: HEALTH

DETAIL BY REVENUE CATEGORY AND EXPENDITURE OBJECT	2020-21 ACTUAL	2021-22 ACTUAL	2022-23 RECOMMENDED BUDGET	2022-23 ADOPTED BUDGET
<b>REVENUES</b>				
USE OF MONEY & PROPERTY	\$841	\$760	\$0	\$0
CHARGES FOR CURRENT SERVICES	543,304	0	0	0
MISCELLANEOUS REVENUES	387	534,056	735,285	737,100
<b>TOTAL REVENUES</b>	<b>544,532</b>	<b>534,816</b>	<b>735,285</b>	<b>737,100</b>
<b>EXPENSES</b>				
SALARIES & BENEFITS	527,082	546,913	728,329	729,981
SERVICE & SUPPLIES	1,884	7,096	6,956	7,119
<b>TOTAL EXPENSES</b>	<b>528,966</b>	<b>554,009</b>	<b>735,285</b>	<b>737,100</b>
<b>NET COUNTY RETURN/(COST)</b>	<b>\$15,566</b>	<b>(\$19,193)</b>	<b>\$0</b>	<b>\$0</b>

**DESCRIPTION:**

This budget unit contains the salaries and benefits of the Solid Waste staff. The waste disposal enterprise fund is an enterprise accounting fund set up for the operation and maintenance of the County Solid Waste Facility (transfer station) operated by the Glenn County Public Works Agency. Enterprise funds account for operations providing goods and/or services to the general public on a continuing basis that are financed and operated in a manner similar to private enterprises with the intent to recover all costs through user fees. A significant portion of the costs associated with the operation of the landfill disposal site is the mandated federal, state and local reporting requirements. Recycling, diversion and many other aspects of the operation are unfunded mandates which staff seeks grants and other sources of revenue to support.

COUNTY OF GLENN  
 FINANCING SOURCES AND USES BY BUDGET UNIT BY OBJECT  
 GOVERNMENTAL FUNDS  
 FISCAL YEAR 2022-23

BUDGET UNIT: **01050350 SOLID WASTE-PARCEL ASSESSMENTS FUND** SCOTT H. DE MOSS  
 FUNCTION: HEALTH & SANITATION COUNTY ADMINISTRATIVE  
 ACTIVITY: HEALTH OFFICER

DETAIL BY REVENUE CATEGORY AND EXPENDITURE OBJECT	2020-21 ACTUAL	2021-22 ACTUAL	2022-23 RECOMMENDED BUDGET	2022-23 ADOPTED BUDGET
<b>REVENUES</b>				
USE OF MONEY & PROPERTY	\$0	\$2,397	\$0	\$0
CHARGES FOR CURRENT SERVICE	194,000	464,434	450,000	450,000
<b>TOTAL REVENUES</b>	<b>194,000</b>	<b>466,831</b>	<b>450,000</b>	<b>450,000</b>
<b>EXPENSES</b>				
OTHER FINANCING USES	0	265,477	388,002	388,002
<b>TOTAL EXPENSES</b>	<b>0</b>	<b>265,477</b>	<b>388,002</b>	<b>388,002</b>
<b>NET COUNTY RETURN/(COST)</b>	<b>\$194,000</b>	<b>\$201,354</b>	<b>\$61,998</b>	<b>\$61,998</b>

**DESCRIPTION:**

This fund is to collect parcel fees and then transfer funds to repay Landfill Loan.

COUNTY OF GLENN  
 FINANCING SOURCES AND USES BY BUDGET UNIT BY OBJECT  
 GOVERNMENTAL FUNDS  
 FISCAL YEAR 2022-23

BUDGET UNIT: **01054010 CALIFORNIA WASTE MGMT GRANT** DONALD RUST  
 FUNCTION: HEALTH & SANITATION PLANNING & COMMUNITY  
 ACTIVITY: HEALTH DEVELOPMENT SVCS DIRECTOR

DETAIL BY REVENUE CATEGORY AND EXPENDITURE OBJECT	2020-21 ACTUAL	2021-22 ACTUAL	2022-23 RECOMMENDED BUDGET	2022-23 ADOPTED BUDGET
<b>REVENUES</b>				
USE OF MONEY & PROPERTY	\$229	\$144	\$0	\$0
INTERGOVERNMENTAL REVENUE	16,135	15,706	16,150	16,150
MISCELLANEOUS REVENUES	67	51	6	6
<b>TOTAL REVENUES</b>	<b>16,431</b>	<b>15,901</b>	<b>16,156</b>	<b>16,156</b>
<b>EXPENSES</b>				
OTHER FINANCING USES	16,135	15,706	16,150	16,150
<b>TOTAL EXPENSES</b>	<b>16,135</b>	<b>15,706</b>	<b>16,150</b>	<b>16,150</b>
<b>NET COUNTY RETURN/(COST)</b>	<b>\$296</b>	<b>\$195</b>	<b>\$6</b>	<b>\$6</b>

**DESCRIPTION:**

PCDSA receives an annual grant agreement from CalRecycle (Department of Resources Recycling and Recovery) through FY 2024; the Local Enforcement Agency (LEA) Assistance Grant provides an annual amount of approximately \$16,200. The grant funding is currently used for salaries and training by the LEA, which is administered by the Environmental Health Department (EHD). The funds are used to support the inspection and monitoring of the County's landfill closure plan, new Transfer Station, various composting operations, closed landfill sites and other solid waste activities. These funds may be used for equipment, training, consulting services and LEA staff salaries.

COUNTY OF GLENN  
 FINANCING SOURCES AND USES BY BUDGET UNIT BY OBJECT  
 GOVERNMENTAL FUNDS  
 FISCAL YEAR 2022-23

BUDGET UNIT: **01054012 MENTAL HEALTH SERVICES ACT** CHRISTINE ZOPPI  
 FUNCTION: HEALTH & SANITATION HEALTH & HUMAN SERVICES  
 ACTIVITY: HEALTH AGENCY DIRECTOR

DETAIL BY REVENUE CATEGORY AND EXPENDITURE OBJECT	2020-21 ACTUAL	2021-22 ACTUAL	2022-23 RECOMMENDED BUDGET	2022-23 ADOPTED BUDGET
<b>REVENUES</b>				
USE OF MONEY & PROPERTY	\$34,543	\$26,942	\$0	\$0
INTERGOVERNMENTAL REVENUE	3,816,184	3,531,259	4,085,503	4,085,503
OTHER FINANCING SOURCES	0	0	0	0
<b>TOTAL REVENUES</b>	<b>3,850,727</b>	<b>3,558,201</b>	<b>4,085,503</b>	<b>4,085,503</b>
<b>EXPENSES</b>				
OTHER CHARGES	17,231	8,882	13,595	13,595
OTHER FINANCING USES	2,846,875	3,030,895	4,202,274	4,292,192
<b>TOTAL EXPENSES</b>	<b>2,864,106</b>	<b>3,039,777</b>	<b>4,215,869</b>	<b>4,305,787</b>
<b>NET COUNTY RETURN/(COST)</b>	<b>\$986,621</b>	<b>\$518,424</b>	<b>(\$130,366)</b>	<b>(\$220,284)</b>

**DESCRIPTION:**

This is an accounting budget to allow for the receipt of funds from the Mental Health Services Act. These funds are subsequently transferred to the Mental Health department where the program is administered. The passage of Proposition 63 provided the first opportunity in many years for increased funding, personnel and other resources to support county mental health programs and monitor progress toward statewide goals for children, transition age youth, adults, older adults and families. The Act addresses a broad continuum of prevention, early intervention and service needs and the necessary infrastructure, technology and training elements that will effectively support this system.

COUNTY OF GLENN  
 FINANCING SOURCES AND USES BY BUDGET UNIT BY OBJECT  
 GOVERNMENTAL FUNDS  
 FISCAL YEAR 2022-23

BUDGET UNIT: **01054021 SUPERIOR REG WORKFORCE ED** CHRISTINE ZOPPI  
 FUNCTION: HEALTH & SANITATION HEALTH & HUMAN SERVICES  
 ACTIVITY: HEALTH AGENCY DIRECTOR

DETAIL BY REVENUE CATEGORY AND EXPENDITURE OBJECT	2020-21	2021-22	2022-23	2022-23
	ACTUAL	ACTUAL	RECOMMENDED BUDGET	ADOPTED BUDGET
REVENUES				
MISCELLANEOUS REVENUES	\$0	\$5,408	\$6	\$6
TOTAL REVENUES	0	5,408	6	6
EXPENSES				
SERVICES & SUPPLIES	0	0	363,130	363,130
TOTAL EXPENSES	0	0	363,130	363,130
NET COUNTY RETURN/(COST)	\$0	\$5,408	(\$363,124)	(\$363,124)

**DESCRIPTION:**

Glenn County was the fiscal agent for the Superior Region’s Mental Health Services Act regional Workforce Education and Training (WET) funding. These funds are used in the superior region to educate and train the mental health workforce. We are in the process of transferring funds to the new fiscal agent, Butte County.

COUNTY OF GLENN  
 FINANCING SOURCES AND USES BY BUDGET UNIT BY OBJECT  
 GOVERNMENTAL FUNDS  
 FISCAL YEAR 2022-23

BUDGET UNIT: **01054025 HEALTH WIC ADVANCE** CHRISTINE ZOPPI  
 FUNCTION: HEALTH & SANITATION HEALTH & HUMAN SERVICES  
 ACTIVITY: HEALTH AGENCY DIRECTOR

DETAIL BY REVENUE CATEGORY AND EXPENDITURE OBJECT	2020-21 ACTUAL	2021-22 ACTUAL	2022-23 RECOMMENDED BUDGET	2022-23 ADOPTED BUDGET
REVENUES				
USE OF MONEY & PROPERTY	\$3	\$1	\$0	\$0
TOTAL REVENUES	3	1	0	0
NET COUNTY RETURN/(COST)	\$3	\$1	\$0	\$0

**DESCRIPTION:**

This Women, Infants, and Children’s program serves low income, nutritionally at risk pregnant and breastfeeding women. It provides nutritional services to infants and children up to the age of 5 years. Benefits of this program are supplemental nutritious foods, nutrition and educational counseling and screening and referrals for appropriate services in the community. This fund is used to receive funds from state and federal sources for use in county programs.



COUNTY OF GLENN  
 FINANCING SOURCES AND USES BY BUDGET UNIT BY OBJECT  
 GOVERNMENTAL FUNDS  
 FISCAL YEAR 2022-23

BUDGET UNIT: **01054045 MOSQUITO ABATEMENT ASSMT AREA** CHRISTINE ZOPPI  
 FUNCTION: HEALTH & SANITATION HEALTH & HUMAN SERVICES  
 ACTIVITY: HEALTH AGENCY DIRECTOR

DETAIL BY REVENUE CATEGORY AND EXPENDITURE OBJECT	2020-21 ACTUAL	2021-22 ACTUAL	2022-23 RECOMMENDED BUDGET	2022-23 ADOPTED BUDGET
<b>REVENUES</b>				
FINES, FORFEITURES & PENALTIES	\$877	\$912	\$0	\$0
USE OF MONEY & PROPERTY	5,476	3,975	0	0
CHARGES FOR CURRENT SERVICES	256,295	247,929	263,471	263,471
<b>TOTAL REVENUES</b>	<b>262,648</b>	<b>252,816</b>	<b>263,471</b>	<b>263,471</b>
<b>EXPENSES</b>				
SERVICES & SUPPLIES	166,408	140,406	223,111	230,125
OTHER CHARGES	12,172	5,959	15,951	8,937
FIXED ASSETS				
EQUIPMENT	71,876	0	0	0
OTHER FINANCING USES	614	3,027	16,409	16,409
<b>TOTAL EXPENSES</b>	<b>251,070</b>	<b>149,392</b>	<b>255,471</b>	<b>255,471</b>
<b>NET COUNTY RETURN/(COST)</b>	<b>\$11,578</b>	<b>\$103,424</b>	<b>\$8,000</b>	<b>\$8,000</b>

**DESCRIPTION:**

The Mosquito Abatement Assessment Area will provide mosquito and disease control services within the designated service area. The current annual assessment is collected and will be used to provide the services.

COUNTY OF GLENN  
 FINANCING SOURCES AND USES BY BUDGET UNIT BY OBJECT  
 GOVERNMENTAL FUNDS  
 FISCAL YEAR 2022-23

BUDGET UNIT: **01064211 BEHAVIORAL HEALTH REALIGNMENT** CHRISTINE ZOPPI  
 FUNCTION: HEALTH & SANITATION HEALTH & HUMAN SERVICES  
 ACTIVITY: HEALTH AGENCY DIRECTOR

DETAIL BY REVENUE CATEGORY AND EXPENDITURE OBJECT	2020-21 ACTUAL	2021-22 ACTUAL	2022-23 RECOMMENDED BUDGET	2022-23 ADOPTED BUDGET
<b>REVENUES</b>				
INTERGOVERNMENTAL REVENUE	\$1,675,959	\$2,338,681	\$2,164,687	\$2,164,687
<b>TOTAL REVENUES</b>	<b>1,675,959</b>	<b>2,338,681</b>	<b>2,164,687</b>	<b>2,164,687</b>
<b>EXPENSES</b>				
OTHER FINANCING USES	1,527,502	2,063,790	2,164,687	2,337,922
<b>TOTAL EXPENSES</b>	<b>1,527,502</b>	<b>2,063,790</b>	<b>2,164,687</b>	<b>2,337,922</b>
<b>NET COUNTY RETURN/(COST)</b>	<b>\$148,457</b>	<b>\$274,891</b>	<b>\$0</b>	<b>(\$173,235)</b>

**DESCRIPTION:**

Effective fiscal year 2011/12 the State of California realigned funding for Health and Human Services programs with the passage of AB118 legislation. A Local Revenue Fund 2011 was created to track vehicle license fee and sales tax revenues for each of the specific programs. Revenue is initially recorded in the special revenue fund and then transferred to cover expenses in the Health and Human Services operating programs.

COUNTY OF GLENN  
 FINANCING SOURCES AND USES BY BUDGET UNIT BY OBJECT  
 GOVERNMENTAL FUNDS  
 FISCAL YEAR 2022-23

BUDGET UNIT: **03150000 MENTAL HEALTH ADVANCES** CHRISTINE ZOPPI  
 FUNCTION: HEALTH & SANITATION HEALTH & HUMAN SERVICES  
 ACTIVITY: HEALTH AGENCY DIRECTOR

DETAIL BY REVENUE CATEGORY AND EXPENDITURE OBJECT	2020-21 ACTUAL	2021-22 ACTUAL	2022-23 RECOMMENDED BUDGET	2022-23 ADOPTED BUDGET
EXPENSES				
OTHER CHARGES	\$10,094	\$0	\$0	\$0
TOTAL EXPENSES	10,094	0	0	0
NET COUNTY RETURN/(COST)	(\$10,094)	\$0	\$0	\$0

**DESCRIPTION:**

Funds used to receive state funds advanced to the county. Funds are subsequently transferred to the Mental Health operating fund to support community mental health services.

COUNTY OF GLENN  
 FINANCING SOURCES AND USES BY BUDGET UNIT BY OBJECT  
 GOVERNMENTAL FUNDS  
 FISCAL YEAR 2022-23

BUDGET UNIT: **03700000 REALIGNMENT - HEALTH TRUST** CHRISTINE ZOPPI  
 FUNCTION: HEALTH & SANITATION HEALTH & HUMAN SERVICES  
 ACTIVITY: HEALTH AGENCY DIRECTOR

DETAIL BY REVENUE CATEGORY AND EXPENDITURE OBJECT	2020-21 ACTUAL	2021-22 ACTUAL	2022-23 RECOMMENDED BUDGET	2022-23 ADOPTED BUDGET
<b>REVENUES</b>				
USE OF MONEY & PROPERTY	\$1,016	\$0	\$0	\$0
INTERGOVERNMENTAL REVENUE	39,154	0	0	0
<b>TOTAL REVENUES</b>	<b>40,170</b>	<b>0</b>	<b>0</b>	<b>0</b>
<b>EXPENSES</b>				
OTHER CHARGES	106,308	93,340	197,440	115,131
<b>TOTAL EXPENSES</b>	<b>106,308</b>	<b>93,340</b>	<b>197,440</b>	<b>115,131</b>
<b>NET COUNTY RETURN/(COST)</b>	<b>(\$66,138)</b>	<b>(\$93,340)</b>	<b>(\$197,440)</b>	<b>(\$115,131)</b>

**DESCRIPTION:**

Funds allocated by the State Controller are deposited into this fund. They are subsequently transferred to the Public Health operating fund to provide programs specified in the realignment legislation.

COUNTY OF GLENN  
 FINANCING SOURCES AND USES BY BUDGET UNIT BY OBJECT  
 GOVERNMENTAL FUNDS  
 FISCAL YEAR 2022-23

BUDGET UNIT: **03704010 REALIGNMENT - HEALTH PROGRAMS** CHRISTINE ZOPPI  
 FUNCTION: HEALTH & SANITATION HEALTH & HUMAN SERVICES  
 ACTIVITY: HEALTH AGENCY DIRECTOR

DETAIL BY REVENUE CATEGORY AND EXPENDITURE OBJECT	2020-21 ACTUAL	2021-22 ACTUAL	2022-23 RECOMMENDED BUDGET	2022-23 ADOPTED BUDGET
REVENUES				
USE OF MONEY & PROPERTY	\$0	\$609	\$0	\$0
INTERGOVERNMENTAL REVENUE	0	152,838	0	0
TOTAL REVENUES	0	153,447	0	0
NET COUNTY RETURN/(COST)	\$0	\$153,447	\$0	\$0

**DESCRIPTION:**

Funds allocated by the State Controller are deposited into this fund. They are subsequently transferred to the Public Health operating fund to provide programs specified in the realignment legislation.

COUNTY OF GLENN  
 FINANCING SOURCES AND USES BY BUDGET UNIT BY OBJECT  
 GOVERNMENTAL FUNDS  
 FISCAL YEAR 2022-23

BUDGET UNIT: **03714012 REALIGNMENT - MENTAL HEALTH** CHRISTINE ZOPPI  
 FUNCTION: HEALTH & SANITATION HEALTH & HUMAN SERVICES  
 ACTIVITY: HEALTH AGENCY DIRECTOR

DETAIL BY REVENUE CATEGORY AND EXPENDITURE OBJECT	2020-21 ACTUAL	2021-22 ACTUAL	2022-23 RECOMMENDED BUDGET	2022-23 ADOPTED BUDGET
<b>REVENUES</b>				
USE OF MONEY & PROPERTY	\$2,133	\$2,895	\$0	\$0
INTERGOVERNMENTAL REVENUE	1,001,184	1,136,307	1,111,196	1,111,196
<b>TOTAL REVENUES</b>	<b>1,003,317</b>	<b>1,139,202</b>	<b>1,111,196</b>	<b>1,111,196</b>
<b>EXPENSES</b>				
OTHER FINANCING USES	917,752	1,001,184	1,111,196	1,111,196
<b>TOTAL EXPENSES</b>	<b>917,752</b>	<b>1,001,184</b>	<b>1,111,196</b>	<b>1,111,196</b>
<b>NET COUNTY RETURN/(COST)</b>	<b>\$85,565</b>	<b>\$138,018</b>	<b>\$0</b>	<b>\$0</b>

**DESCRIPTION:**

Funds allocated by the State Controller are deposited into this fund. They are subsequently transferred to the Mental Health operating fund to provide programs specified in the realignment legislation.

COUNTY OF GLENN  
 FINANCING SOURCES AND USES BY BUDGET UNIT BY OBJECT  
 GOVERNMENTAL FUNDS  
 FISCAL YEAR 2022-23

BUDGET UNIT: **04350000 MENTAL HEALTH TRUST** CHRISTINE ZOPPI  
 FUNCTION: HEALTH & SANITATION HEALTH & HUMAN SERVICES  
 ACTIVITY: HEALTH AGENCY DIRECTOR

DETAIL BY REVENUE CATEGORY AND EXPENDITURE OBJECT	2020-21 ACTUAL	2021-22 ACTUAL	2022-23 RECOMMENDED BUDGET	2022-23 ADOPTED BUDGET
REVENUES				
USE OF MONEY & PROPERTY	\$242	\$152	\$0	\$0
TOTAL REVENUES	242	152	0	0
NET COUNTY RETURN/(COST)	\$242	\$152	\$0	\$0

**DESCRIPTION:**

Funds allocated by the State Controller are deposited into this fund. They are subsequently transferred to the Mental Health operating fund to provide programs specified in the realignment legislation.

COUNTY OF GLENN  
 FINANCING SOURCES AND USES BY BUDGET UNIT BY OBJECT  
 GOVERNMENTAL FUNDS  
 FISCAL YEAR 2022-23

BUDGET UNIT: **04450000 TOBACCO CONTROL** CHRISTINE ZOPPI  
 FUNCTION: HEALTH & SANITATION HEALTH & HUMAN SERVICES  
 ACTIVITY: HEALTH AGENCY DIRECTOR

DETAIL BY REVENUE CATEGORY AND EXPENDITURE OBJECT	2021-20 ACTUAL	2021-22 ACTUAL	2022-23 RECOMMENDED BUDGET	2022-23 ADOPTED BUDGET
<b>REVENUES</b>				
USE OF MONEY & PROPERTY	\$2,146	\$1,127	\$0	\$0
INTERGOVERNMENTAL REVENUE	150,000	52,500	150,000	150,000
<b>TOTAL REVENUES</b>	<b>152,146</b>	<b>53,627</b>	<b>150,000</b>	<b>150,000</b>
<b>EXPENSES</b>				
OTHER CHARGES	142,495	198,238	150,000	150,000
<b>TOTAL EXPENSES</b>	<b>142,495</b>	<b>198,238</b>	<b>150,000</b>	<b>150,000</b>
<b>NET COUNTY RETURN/(COST)</b>	<b>\$9,651</b>	<b>(\$144,611)</b>	<b>\$0</b>	<b>\$0</b>

**DESCRIPTION:**

This program is funded by proposition 99 that places a tax on tobacco products. The funding is used to provide tobacco education on the effects of tobacco use, as well as tobacco cessation and outreach. The state provides quarterly advances that are deposited to this fund and transferred into the public health operating fund.



COUNTY OF GLENN  
 FINANCING SOURCES AND USES BY BUDGET UNIT BY OBJECT  
 GOVERNMENTAL FUNDS  
 FISCAL YEAR 2022-23

BUDGET UNIT: **04452000 TOBACCO PROP 56** CHRISTINE ZOPPI  
 FUNCTION: HEALTH & SANITATION HEALTH & HUMAN SERVICES  
 ACTIVITY: HEALTH AGENCY DIRECTOR

DETAIL BY REVENUE CATEGORY AND EXPENDITURE OBJECT	2020-21 ACTUAL	2021-22 ACTUAL	2022-23 RECOMMENDED BUDGET	2022-23 ADOPTED BUDGET
<b>REVENUES</b>				
USE OF MONEY & PROPERTY	\$375	\$151	\$0	\$0
INTERGOVERNMENTAL REVENUE	150,000	72,916	142,244	142,244
<b>TOTAL REVENUES</b>	<b>150,375</b>	<b>73,067</b>	<b>142,244</b>	<b>142,244</b>
<b>EXPENSES</b>				
OTHER CHARGES	153,128	64,791	142,244	142,244
<b>TOTAL EXPENSES</b>	<b>153,128</b>	<b>64,791</b>	<b>142,244</b>	<b>142,244</b>
<b>NET COUNTY RETURN/(COST)</b>	<b>(\$2,753)</b>	<b>\$8,276</b>	<b>\$0</b>	<b>\$0</b>

**DESCRIPTION:**

This program is funded by proposition 56 that places a tax on tobacco products. The funding is used to provide tobacco education on the effects of tobacco use, as well as tobacco cessation and outreach. The state provides quarterly advances that are deposited to this fund and transferred into the public health operating fund.

COUNTY OF GLENN  
 FINANCING SOURCES AND USES BY BUDGET UNIT BY OBJECT  
 GOVERNMENTAL FUNDS  
 FISCAL YEAR 2022-23

BUDGET UNIT: **04480000 ALCOHOL PROGRAM TRUST** CHRISTINE ZOPPI  
 FUNCTION: HEALTH & SANITATION HEALTH & HUMAN SERVICES  
 ACTIVITY: HEALTH AGENCY DIRECTOR

DETAIL BY REVENUE CATEGORY AND EXPENDITURE OBJECT	2020-21 ACTUAL	2021-22 ACTUAL	2022-23 RECOMMENDED BUDGET	2022-23 ADOPTED BUDGET
REVENUES				
USE OF MONEY & PROPERTY	\$2	\$0	\$0	\$0
TOTAL REVENUES	2	0	0	0
NET COUNTY RETURN/(COST)	\$2	\$0	\$0	\$0

**DESCRIPTION:**

The Alcohol Drug Trust provides funding for program activities. The Trust is funded through state and federal sources.

COUNTY OF GLENN  
 FINANCING SOURCES AND USES BY BUDGET UNIT BY OBJECT  
 GOVERNMENTAL FUNDS  
 FISCAL YEAR 2022-23

BUDGET UNIT: **04590000 EMERGENCY MEDICAL SERVICES FUND** HUMBERTO MEDINA, CPA  
 FUNCTION: HEALTH & SANITATION DIRECTOR OF FINANCE  
 ACTIVITY: HOSPITAL CARE

DETAIL BY REVENUE CATEGORY AND EXPENDITURE OBJECT	2020-21 ACTUAL	2021-22 ACTUAL	2022-23 RECOMMENDED BUDGET	2022-23 ADOPTED BUDGET
<b>REVENUES</b>				
FINES, FORFEITURES & PENALTIES	\$47,285	\$53,156	\$46,000	\$46,000
USE OF MONEY & PROPERTY	1,694	1,519	800	800
<b>TOTAL REVENUES</b>	<b>48,979</b>	<b>54,675</b>	<b>46,800</b>	<b>46,800</b>
<b>EXPENSES</b>				
SERVICES & SUPPLIES	0	0	34,960	34,960
OTHER CHARGES	12,392	13,832	11,840	11,840
<b>TOTAL EXPENSES</b>	<b>12,392</b>	<b>13,832</b>	<b>46,800</b>	<b>46,800</b>
<b>NET COUNTY RETURN/(COST)</b>	<b>\$36,587</b>	<b>\$40,843</b>	<b>\$0</b>	<b>\$0</b>

**DESCRIPTION:**

This fund is used for the Emergency Medical Services.

COUNTY OF GLENN  
 FINANCING SOURCES AND USES BY BUDGET UNIT BY OBJECT  
 GOVERNMENTAL FUNDS  
 FISCAL YEAR 2022-23

BUDGET UNIT: **04610000 INFANT CAR SEAT LOAN PROGRAM** CHRISTINE ZOPPI  
 FUNCTION: HEALTH & SANITATION HEALTH & HUMAN SERVICES  
 ACTIVITY: HEALTH AGENCY DIRECTOR

DETAIL BY REVENUE CATEGORY AND EXPENDITURE OBJECT	2020-21 ACTUAL	2021-22 ACTUAL	2022-23 RECOMMENDED BUDGET	2022-23 ADOPTED BUDGET
<b>REVENUES</b>				
FINES, FORFEITURES & PENALTIES	\$494	\$1,248	\$0	\$0
USE OF MONEY & PROPERTY	76	56	0	0
<b>TOTAL REVENUES</b>	<b>570</b>	<b>1,304</b>	<b>0</b>	<b>0</b>
<b>EXPENSES</b>				
OTHER CHARGES	0	0	3,000	3,000
<b>TOTAL EXPENSES</b>	<b>0</b>	<b>0</b>	<b>0</b>	<b>0</b>
<b>NET COUNTY RETURN/(COST)</b>	<b>\$570</b>	<b>\$1,304</b>	<b>(\$3,000)</b>	<b>(\$3,000)</b>

**DESCRIPTION:**

We continue to provide car seats and car seat education along with our partner, the Highway Patrol. We provide car seats to those citizens that cannot afford to purchase their own. The Highway Patrol installs the seats properly and gives car seat education to every individual that receives a car seat. Revenues deposited to this fund come from municipal court fines. The funds are subsequently transferred to the Public Health operating fund from which the program is administered.

COUNTY OF GLENN  
 FINANCING SOURCES AND USES BY BUDGET UNIT BY OBJECT  
 GOVERNMENTAL FUNDS  
 FISCAL YEAR 2022-23

BUDGET UNIT: **04940000 AB 2086 STATHAM BILL** CHRISTINE ZOPPI  
 FUNCTION: HEALTH & SANITATION HEALTH & HUMAN SERVICES  
 ACTIVITY: HEALTH AGENCY DIRECTOR

DETAIL BY REVENUE CATEGORY AND EXPENDITURE OBJECT	2020-21 ACTUAL	2021-22 ACTUAL	2022-23 RECOMMENDED BUDGET	2022-23 ADOPTED BUDGET
<b>REVENUES</b>				
FINES, FORFEITURES & PENALTIES	\$3,766	\$3,039	\$3,082	\$3,082
USE OF MONEY & PROPERTY	799	424	0	0
<b>TOTAL REVENUES</b>	<b>4,565</b>	<b>3,463</b>	<b>3,082</b>	<b>3,082</b>
<b>EXPENSES</b>				
OTHER CHARGES	6,072	0	3,082	3,082
<b>TOTAL EXPENSES</b>	<b>6,072</b>	<b>0</b>	<b>3,082</b>	<b>3,082</b>
<b>NET COUNTY RETURN/(COST)</b>	<b>(\$1,507)</b>	<b>\$3,463</b>	<b>\$0</b>	<b>\$0</b>

**DESCRIPTION:**

The Statham Trust provides funding for treatment of clients with an alcohol addiction with priority in certified residential programs. The Trust is funded through fines collected by the County for violations and convictions of alcohol related offenses.

COUNTY OF GLENN  
 FINANCING SOURCES AND USES BY BUDGET UNIT BY OBJECT  
 GOVERNMENTAL FUNDS  
 FISCAL YEAR 2022-23

BUDGET UNIT: **04950000 ALCOHOL ABUSE EDUCATION & PREVENTION** CHRISTINE ZOPPI  
 FUNCTION: HEALTH & SANITATION HEALTH & HUMAN SERVICES  
 ACTIVITY: HEALTH AGENCY DIRECTOR

DETAIL BY REVENUE CATEGORY AND EXPENDITURE OBJECT	2020-21 ACTUAL	2021-22 ACTUAL	2022-23 RECOMMENDED BUDGET	2022-23 ADOPTED BUDGET
<b>REVENUES</b>				
FINES, FORFEITURES & PENALTIES	\$3,378	\$2,795	\$2,814	\$2,814
USE OF MONEY & PROPERTY	728	403	0	0
<b>TOTAL REVENUES</b>	<b>4,106</b>	<b>3,198</b>	<b>2,814</b>	<b>2,814</b>
<b>EXPENSES</b>				
OTHER CHARGES	5,128	0	2,814	2,814
<b>TOTAL EXPENSES</b>	<b>5,128</b>	<b>0</b>	<b>2,814</b>	<b>2,814</b>
<b>NET COUNTY RETURN/(COST)</b>	<b>(\$1,022)</b>	<b>\$3,198</b>	<b>\$0</b>	<b>\$0</b>

**DESCRIPTION:**

The Alcohol Drug Education & Prevention Trust provides funding for primary prevention activities. The Trust is funded through court fines collected by the County for violations and convictions of alcohol/drug related offenses as required by Alcohol Abuse and Prevention Penalty Assessment (SB920) and the Controlled Substance Abuse Penalty Fee (SB 921).

COUNTY OF GLENN  
 FINANCING SOURCES AND USES BY BUDGET UNIT BY OBJECT  
 GOVERNMENTAL FUNDS  
 FISCAL YEAR 2022-23

BUDGET UNIT: **01015090 AID TO INDIGENTS** CHRISTINE ZOPPI  
 FUNCTION: PUBLIC ASSISTANCE HEALTH & HUMAN SERVICES  
 ACTIVITY: GENERAL RELIEF AGENCY DIRECTOR

DETAIL BY REVENUE CATEGORY AND EXPENDITURE OBJECT	2020-21 ACTUAL	2021-22 ACTUAL	2022-23 RECOMMENDED BUDGET	2022-23 ADOPTED BUDGET
<b>REVENUES</b>				
LICENSES & PERMITS	\$544	\$554	\$562	\$562
INTERGOVERNMENTAL REVENUE	9,705	30,798	40,167	40,167
MISCELLANEOUS REVENUES	0	0	0	0
<b>TOTAL REVENUES</b>	<b>10,249</b>	<b>31,352</b>	<b>40,729</b>	<b>40,729</b>
<b>EXPENSES</b>				
SERVICES & SUPPLIES	11,615	16,600	0	0
OTHER CHARGES	94,927	122,069	152,759	152,759
<b>TOTAL EXPENSES</b>	<b>106,542</b>	<b>138,669</b>	<b>152,759</b>	<b>152,759</b>
<b>NET COUNTY RETURN/(COST)</b>	<b>(\$96,293)</b>	<b>(\$107,317)</b>	<b>(\$112,030)</b>	<b>(\$112,030)</b>

**DESCRIPTION:**

General assistance is a program required under §17000-17409 of the California Welfare and Institutions Code. This program provides support for needy adult residents without dependent children who are not supported by their own means, by relatives, or friends, by federal or state funding, or other private sources. The department works aggressively with all aid recipients to move them either to self-sufficiency or to a more appropriate aid program.

COUNTY OF GLENN  
 FINANCING SOURCES AND USES BY BUDGET UNIT BY OBJECT  
 GOVERNMENTAL FUNDS  
 FISCAL YEAR 2022-23

BUDGET UNIT: **01015180 VETERANS SERVICE OFFICER** BRANDON THOMPSON  
 FUNCTION: PUBLIC ASSISTANCE CHIEF PROBATION OFFICER &  
 ACTIVITY: VETERANS SERVICES VETERANS SERVICES OFFICER

DETAIL BY REVENUE CATEGORY AND EXPENDITURE OBJECT	2020-21 ACTUAL	2021-22 ACTUAL	2022-23 RECOMMENDED BUDGET	2022-23 ADOPTED BUDGET
<b>REVENUES</b>				
INTERGOVERNMENTAL REVENUE	\$28,615	\$33,038	\$29,500	\$29,500
MISCELLANEOUS REVENUES	0	25	0	0
<b>TOTAL REVENUES</b>	<b>28,615</b>	<b>33,063</b>	<b>29,500</b>	<b>29,500</b>
<b>EXPENSES</b>				
SALARIES & BENEFITS	91,552	91,778	98,259	98,259
SERVICES & SUPPLIES	5,474	10,347	34,032	34,091
OTHER CHARGES	16,113	12,829	13,206	13,345
<b>TOTAL EXPENSES</b>	<b>113,139</b>	<b>114,954</b>	<b>145,497</b>	<b>145,695</b>
<b>NET COUNTY RETURN/(COST)</b>	<b>(\$84,524)</b>	<b>(\$81,891)</b>	<b>(\$115,997)</b>	<b>(\$116,195)</b>

**DESCRIPTION:**

This office administers a County program designed to assist veterans and their widows or dependents. More specifically, it makes available to veterans counseling on problems regarding resources and vocational education, financial, legal and medical rights available to veterans. Furthermore, this office obtains and compiles documents to support claims and forwards them to the appropriate agencies for processing.



COUNTY OF GLENN  
 FINANCING SOURCES AND USES BY BUDGET UNIT BY OBJECT  
 GOVERNMENTAL FUNDS  
 FISCAL YEAR 2022-23

BUDGET UNIT: **01025010 SOCIAL SERVICE ADMINISTRATION** CHRISTINE ZOPPI  
 FUNCTION: PUBLIC ASSISTANCE HEALTH & HUMAN SERVICES  
 ACTIVITY: ADMINISTRATION AGENCY DIRECTOR

DETAIL BY REVENUE CATEGORY AND EXPENDITURE OBJECT	2020-21 ACTUAL	2021-22 ACTUAL	2022-23 RECOMMENDED BUDGET	2022-23 ADOPTED BUDGET
<b>REVENUES</b>				
INTERGOVERNMENTAL REVENUE	\$11,957,611	\$11,913,757	\$14,527,511	\$16,490,098
CHARGES FOR CURRENT SERVICES	107,239	979	10,000	10,000
MISCELLANEOUS REVENUES	7,006	9,159	7,515	7,515
OTHER FINANCING SOURCES	2,213,045	3,077,694	5,015,075	5,068,750
<b>TOTAL REVENUES</b>	<b>14,284,901</b>	<b>15,001,589</b>	<b>19,560,101</b>	<b>21,576,363</b>
<b>EXPENSES</b>				
SALARIES & BENEFITS	7,739,816	8,273,685	12,183,781	12,620,871
SERVICES & SUPPLIES	1,801,405	1,552,602	2,076,990	2,148,490
OTHER CHARGES	3,870,303	3,856,045	3,934,085	3,968,404
FIXED ASSETS				
EQUIPMENT	50,704	0	0	0
VEHICLES	0	0	105,000	105,000
OTHER FINANCING USES	994,265	1,162,547	1,260,245	1,450,560
<b>TOTAL EXPENSES</b>	<b>14,456,493</b>	<b>14,844,879</b>	<b>19,560,101</b>	<b>20,293,325</b>
<b>NET COUNTY RETURN/(COST)</b>	<b>(\$171,592)</b>	<b>\$156,710</b>	<b>\$0</b>	<b>\$1,283,038</b>

**DESCRIPTION:**

The Social Services division continues to meet the challenge of providing administration for a wide variety of mandated programs. These programs impact many citizens within the county with emphasis on the most vulnerable – children and the elderly. Whether it is the handling of reports of abuse, neglect, exploitation of children or dependent adults, providing in-home support for adults (enabling them to stay in their homes), qualifying children for medical care or offering direct cash aid, the division’s administrative case worker team provides a vital public service.

COUNTY OF GLENN  
 FINANCING SOURCES AND USES BY BUDGET UNIT BY OBJECT  
 GOVERNMENTAL FUNDS  
 FISCAL YEAR 2022-23

BUDGET UNIT: **01025011 IHSS PROVIDERS** CHRISTINE ZOPPI  
 FUNCTION: PUBLIC ASSISTANCE HEALTH & HUMAN SERVICES  
 ACTIVITY: AID PROGRAMS AGENCY DIRECTOR

DETAIL BY REVENUE CATEGORY AND EXPENDITURE OBJECT	2020-21 ACTUAL	2021-22 ACTUAL	2022-23 RECOMMENDED BUDGET	2022-23 ADOPTED BUDGET
REVENUES				
OTHER FINANCING SOURCES	\$1,323,564	\$1,376,507	\$1,431,568	\$1,431,568
TOTAL REVENUES	1,323,564	1,376,507	1,431,568	1,431,568
EXPENSES				
SERVICES & SUPPLIES	1,323,564	1,376,507	1,431,568	1,431,568
TOTAL EXPENSES	1,323,564	1,376,507	1,431,568	1,431,568
NET COUNTY RETURN/(COST)	\$0	\$0	\$0	\$0

**DESCRIPTION:**

The IHSS program provides a cost-effective alternative for adults with medical challenges who would otherwise be forced from their homes into institutional facilities.

COUNTY OF GLENN  
 FINANCING SOURCES AND USES BY BUDGET UNIT BY OBJECT  
 GOVERNMENTAL FUNDS  
 FISCAL YEAR 2022-23

BUDGET UNIT: **01025020 CALWORKS ASSISTANCE** CHRISTINE ZOPPI  
 FUNCTION: PUBLIC ASSISTANCE HEALTH & HUMAN SERVICES  
 ACTIVITY: AID PROGRAMS AGENCY DIRECTOR

DETAIL BY REVENUE CATEGORY AND EXPENDITURE OBJECT	2020-21 ACTUAL	2021-22 ACTUAL	2022-23 RECOMMENDED BUDGET	2022-23 ADOPTED BUDGET
<b>REVENUES</b>				
INTERGOVERNMENTAL REVENUE	\$359,971	\$459,348	\$372,706	\$490,885
MISCELLANEOUS REVENUES	5,889	18,001	9,331	9,331
OTHER FINANCING SOURCES	2,233,002	2,328,921	2,447,672	2,447,672
<b>TOTAL REVENUES</b>	<b>2,598,862</b>	<b>2,806,270</b>	<b>2,829,709</b>	<b>2,947,888</b>
<b>EXPENSES</b>				
OTHER CHARGES	2,594,135	2,821,164	2,829,709	2,829,709
OTHER FINANCING USES	0	(562)	0	0
<b>TOTAL EXPENSES</b>	<b>2,594,135</b>	<b>2,820,602</b>	<b>2,829,709</b>	<b>2,829,709</b>
<b>NET COUNTY RETURN/(COST)</b>	<b>\$4,727</b>	<b>(\$14,332)</b>	<b>\$0</b>	<b>\$118,179</b>

**DESCRIPTION:**

The Cal-WORKs Assistance program provides income support to needy households with children. Program requirements are set forth by both the federal and state government. Funding for this program is based on caseload.

COUNTY OF GLENN  
 FINANCING SOURCES AND USES BY BUDGET UNIT BY OBJECT  
 GOVERNMENTAL FUNDS  
 FISCAL YEAR 2022-23

BUDGET UNIT: **01025030 FOSTER CARE ASSISTANCE** CHRISTINE ZOPPI  
 FUNCTION: PUBLIC ASSISTANCE HEALTH & HUMAN SERVICES  
 ACTIVITY: AID PROGRAMS AGENCY DIRECTOR

DETAIL BY REVENUE CATEGORY AND EXPENDITURE OBJECT	2020-21 ACTUAL	2021-22 ACTUAL	2022-23 RECOMMENDED BUDGET	2022-23 ADOPTED BUDGET
<b>REVENUES</b>				
INTERGOVERNMENTAL REVENUE	\$538,347	\$585,146	\$511,229	\$598,266
MISCELLANEOUS REVENUES	39,752	2,633	0	0
OTHER FINANCING SOURCES	1,211,286	1,384,419	1,498,387	1,498,387
<b>TOTAL REVENUES</b>	<b>1,789,385</b>	<b>1,972,198</b>	<b>2,009,616</b>	<b>2,096,653</b>
<b>EXPENSES</b>				
OTHER CHARGES	1,809,425	2,034,707	2,009,616	2,009,616
<b>TOTAL EXPENSES</b>	<b>1,809,425</b>	<b>2,034,707</b>	<b>2,009,616</b>	<b>2,009,616</b>
<b>NET COUNTY RETURN/(COST)</b>	<b>(\$20,040)</b>	<b>(\$62,509)</b>	<b>\$0</b>	<b>\$87,037</b>

**DESCRIPTION:**

Foster Care assistance is a highly volatile program with regard to costs. One child needing a “high-level” residential placement can adversely fiscally impact this program. The program is governed by caseload and associated federal and state regulations.

COUNTY OF GLENN  
 FINANCING SOURCES AND USES BY BUDGET UNIT BY OBJECT  
 GOVERNMENTAL FUNDS  
 FISCAL YEAR 2022-23

BUDGET UNIT: **01025280 ADOPTIONS ASSISTANCE** CHRISTINE ZOPPI  
 FUNCTION: PUBLIC ASSISTANCE HEALTH & HUMAN SERVICES  
 ACTIVITY: AID PROGRAMS AGENCY DIRECTOR

DETAIL BY REVENUE CATEGORY AND EXPENDITURE OBJECT	2020-21 ACTUAL	2021-22 ACTUAL	2022-23 RECOMMENDED BUDGET	2022-23 ADOPTED BUDGET
<b>REVENUES</b>				
INTERGOVERNMENTAL REVENUE	\$1,346,262	\$1,593,265	\$1,356,397	\$1,421,307
MISCELLANEOUS REVENUES	0	0	0	0
OTHER FINANCING SOURCES	1,269,669	1,554,324	1,615,323	1,615,323
<b>TOTAL REVENUES</b>	<b>2,615,931</b>	<b>3,147,589</b>	<b>2,971,720</b>	<b>3,036,630</b>
<b>EXPENSES</b>				
OTHER CHARGES	2,630,596	3,199,404	2,971,720	2,971,720
<b>TOTAL EXPENSES</b>	<b>2,630,596</b>	<b>3,199,404</b>	<b>2,971,720</b>	<b>2,971,720</b>
<b>NET COUNTY RETURN/(COST)</b>	<b>(\$14,665)</b>	<b>(\$51,815)</b>	<b>\$0</b>	<b>\$64,910</b>

**DESCRIPTION:**

Changes in the Child Welfare program mandate that children who are not able to return to their family be moved into permanent living arrangements whenever possible. As these mandates are met, the number of adoptive placements increases. The County has little control over these costs as they are set by the State Adoptions staff.

COUNTY OF GLENN  
 FINANCING SOURCES AND USES BY BUDGET UNIT BY OBJECT  
 GOVERNMENTAL FUNDS  
 FISCAL YEAR 2022-23

BUDGET UNIT: **01050347 CALWORKS INCENTIVE** CHRISTINE ZOPPI  
 FUNCTION: PUBLIC ASSISTANCE HEALTH & HUMAN SERVICES  
 ACTIVITY: ADMINISTRATION AGENCY DIRECTOR

DETAIL BY REVENUE CATEGORY AND EXPENDITURE OBJECT	2020-21 ACTUAL	2021-22 ACTUAL	2022-23 RECOMMENDED BUDGET	2022-23 ADOPTED BUDGET
REVENUES				
USE OF MONEY & PROPERTY	\$1,191	\$744	\$0	\$0
TOTAL REVENUES	1,191	744	0	0
NET COUNTY RETURN/(COST)	\$1,191	\$744	\$0	\$0

**DESCRIPTION:**

This program is one in which Glenn County has received federal funds through the California Department of Social Services as a result of the county's efforts to reduce cash aided cases. Incentive funds can only be used for five expenditure purposes, three of these purposes are directly linked to providing direct services to the needy, while two of the purposes are generally for preventing reliance on public assistance.

COUNTY OF GLENN  
 FINANCING SOURCES AND USES BY BUDGET UNIT BY OBJECT  
 GOVERNMENTAL FUNDS  
 FISCAL YEAR 2022-23

BUDGET UNIT: **01055011 IHSS PUBLIC AUTHORITY** CHRISTINE ZOPPI  
 FUNCTION: PUBLIC ASSISTANCE HEALTH & HUMAN SERVICES  
 ACTIVITY: ADMINISTRATION AGENCY DIRECTOR

DETAIL BY REVENUE CATEGORY AND EXPENDITURE OBJECT	2020-21 ACTUAL	2021-22 ACTUAL	2022-23 RECOMMENDED BUDGET	2022-23 ADOPTED BUDGET
<b>REVENUES</b>				
USE OF MONEY & PROPERTY	\$1,608	\$800	\$0	\$0
INTERGOVERNMENTAL REVENUE	317,450	360,157	512,266	713,625
CHARGES FOR CURRENT SERVICES	0	0	0	0
MISCELLANEOUS REVENUES	4	15	0	0
OTHER FINANCING SOURCES	0	0	62,414	62,414
<b>TOTAL REVENUES</b>	<b>319,062</b>	<b>360,972</b>	<b>574,680</b>	<b>776,039</b>
<b>EXPENSES</b>				
SERVICES & SUPPLIES	50,644	47,137	78,423	77,570
OTHER CHARGES	52,452	57,623	123,465	129,272
OTHER FINANCING USES	266,488	321,104	372,792	372,792
<b>TOTAL EXPENSES</b>	<b>369,584</b>	<b>425,864</b>	<b>574,680</b>	<b>579,634</b>
<b>NET COUNTY RETURN/(COST)</b>	<b>(\$50,522)</b>	<b>(\$64,892)</b>	<b>\$0</b>	<b>\$196,405</b>

**DESCRIPTION:**

California Welfare and Institutions Code allows for counties to establish a public authority for the administration of the provider components of the IHSS program. Glenn County has elected to establish such an authority for this purpose. The Authority contracts with the Glenn County Health and Human Services Agency for administrative support.

COUNTY OF GLENN  
 FINANCING SOURCES AND USES BY BUDGET UNIT BY OBJECT  
 GOVERNMENTAL FUNDS  
 FISCAL YEAR 2022-23

BUDGET UNIT: **01055012 STUART / WALTER JOHNSON GRANT** CHRISTINE ZOPPI  
 FUNCTION: PUBLIC ASSISTANCE HEALTH & HUMAN SERVICES  
 ACTIVITY: ADMINISTRATION AGENCY DIRECTOR

DETAIL BY REVENUE CATEGORY AND EXPENDITURE OBJECT	2020-21 ACTUAL	2021-22 ACTUAL	2022-23 RECOMMENDED BUDGET	2022-23 ADOPTED BUDGET
REVENUES				
USE OF MONEY & PROPERTY	\$8	\$5	\$0	\$0
TOTAL REVENUES	8	5	0	0
NET COUNTY RETURN/(COST)	\$8	\$5	\$0	\$0

**DESCRIPTION:**

The Stuart Foundation Grant is the designation given to the Health and Human Service Agency family-to-family grant program. This effort is a privately financed foster child/family/foster parent support activity. Funding is provided by several philanthropic organizations including the Stuart Foundation, the Casey Foundation, the Walter S. Johnson Foundation, the Hewlett Foundation and Schwab Foundation.



COUNTY OF GLENN  
 FINANCING SOURCES AND USES BY BUDGET UNIT BY OBJECT  
 GOVERNMENTAL FUNDS  
 FISCAL YEAR 2022-23

BUDGET UNIT: **01055350 AMERICAN RESCUE PLAN ACT FUND** SCOTT H. DE MOSS  
 FUNCTION: PUBLIC ASSISTANCE COUNTY ADMINISTRATIVE OFFICER  
 ACTIVITY: AID PROGRAMS

DETAIL BY REVENUE CATEGORY AND EXPENDITURE OBJECT	2020-21 ACTUAL	2021-22 ACTUAL	2022-23 RECOMMENDED BUDGET	2022-23 ADOPTED BUDGET
<b>REVENUES</b>				
USE OF MONEY & PROPERTY	\$3,669	\$24,117	\$30,000	\$30,000
INTERGOVERNMENTAL REVENUE	2,757,504	0	0	0
<b>TOTAL REVENUES</b>	<b>2,761,173</b>	<b>24,117</b>	<b>30,000</b>	<b>30,000</b>
<b>EXPENSES</b>				
SERVICES & SUPPLIES	0	7,763	3,258,248	2,897,801
OTHER CHARGES	0	0	0	360,447
OTHER FINANCING USES	0	228,768	2,086,232	2,086,232
<b>TOTAL EXPENSES</b>	<b>0</b>	<b>236,531</b>	<b>5,344,480</b>	<b>5,344,480</b>
<b>NET COUNTY RETURN/(COST)</b>	<b>\$2,761,173</b>	<b>(\$212,414)</b>	<b>(\$5,314,480)</b>	<b>(\$5,314,480)</b>

**DESCRIPTION:**

The Fiscal Recovery Funds are intended to provide support to State, local, and Tribal governments in responding to the impact of COVID-19 and their efforts to contain COVID-19 in their communities, residents, and businesses. U.S. Treasury urges State, territorial, Tribal, and local governments to engage their Board, its constituents and communities in developing plan to use these payments, given the scale of funding and its potential to catalyze broader economic recovery and rebuilding.

COUNTY OF GLENN  
 FINANCING SOURCES AND USES BY BUDGET UNIT BY OBJECT  
 GOVERNMENTAL FUNDS  
 FISCAL YEAR 2022-23

BUDGET UNIT: **01055351 PROJECT HOME KEY** SCOTT H. DE MOSS  
 FUNCTION: PUBLIC ASSISTANCE COUNTY ADMINISTRATIVE OFFICER  
 ACTIVITY: ADMINISTRATION

DETAIL BY REVENUE CATEGORY AND EXPENDITURE OBJECT	2020-21 ACTUAL	2021-22 ACTUAL	2022-23 RECOMMENDED BUDGET	2022-23 ADOPTED BUDGET
<b>REVENUES</b>				
USE OF MONEY & PROPERTY	\$0	\$1,037	\$0	\$0
INTERGOVERNMENTAL REVENUE	0	1,751,389	8,756,945	6,685,556
<b>TOTAL REVENUES</b>	<b>0</b>	<b>1,752,426</b>	<b>8,756,945</b>	<b>6,685,556</b>
<b>EXPENSES</b>				
SERVICES & SUPPLIES	0	1,751,389	8,756,945	6,685,556
<b>TOTAL EXPENSES</b>	<b>0</b>	<b>1,751,389</b>	<b>8,756,945</b>	<b>6,685,556</b>
<b>NET COUNTY RETURN/(COST)</b>	<b>\$0</b>	<b>\$1,037</b>	<b>\$0</b>	<b>\$0</b>

**DESCRIPTION:**

H4H proposed a partnership arrangement with the City of Orland and County of Glenn to convert an older, fully depreciated local motel site into a renovated, supervised permanent supportive housing asset. The site would not be temporary shelter housing, but permanent supportive housing. H4H would own and operate the facility while County Health & Human Services Agency would provide a variety of wrap around and supportive services to the residents. H4H would select residents based on certain qualification criteria, and would supervise the operation of the housing facility.

COUNTY OF GLENN  
 FINANCING SOURCES AND USES BY BUDGET UNIT BY OBJECT  
 GOVERNMENTAL FUNDS  
 FISCAL YEAR 2022-23

BUDGET UNIT: **01065000 LOCAL REVENUE FUND-HUMAN SVCS** CHRISTINE ZOPPI  
 FUNCTION: PUBLIC ASSISTANCE HEALTH & HUMAN SERVICES  
 ACTIVITY: AID PROGRAMS AGENCY DIRECTOR

DETAIL BY REVENUE CATEGORY AND EXPENDITURE OBJECT	2020-21 ACTUAL	2021-22 ACTUAL	2022-23 RECOMMENDED BUDGET	2022-23 ADOPTED BUDGET
EXPENSES				
OTHER FINANCING USES	\$0	\$0	\$1,740,923	\$1,740,923
TOTAL EXPENSES	0	0	1,740,923	1,740,923
NET COUNTY RETURN/(COST)	\$0	\$0	(\$1,740,923)	(\$1,740,923)

**DESCRIPTION:**

Effective fiscal year 2011/12 the State of California realigned funding for the Health and Human Services programs with the passage of AB118 legislation. A Local Revenue Fund 2011 was created to track vehicle license fee and sales tax revenues for each of the specific programs. Revenue is initially recorded in the special revenue fund and then transferred to cover expenses in the Health and Human Services operating programs.

COUNTY OF GLENN  
 FINANCING SOURCES AND USES BY BUDGET UNIT BY OBJECT  
 GOVERNMENTAL FUNDS  
 FISCAL YEAR 2022-23

BUDGET UNIT: **01065010 AB118 REALIGNMENT-SOCIAL SERVICES** CHRISTINE ZOPPI  
 FUNCTION: PUBLIC ASSISTANCE HEALTH & HUMAN SERVICES  
 ACTIVITY: AID PROGRAMS AGENCY DIRECTOR

DETAIL BY REVENUE CATEGORY AND EXPENDITURE OBJECT	2020-21 ACTUAL	2021-22 ACTUAL	2022-23 RECOMMENDED BUDGET	2022-23 ADOPTED BUDGET
<b>REVENUES</b>				
INTERGOVERNMENTAL REVENUE	\$3,814,745	\$4,378,180	\$3,935,955	\$3,935,955
<b>TOTAL REVENUES</b>	<b>3,814,745</b>	<b>4,378,180</b>	<b>3,935,955</b>	<b>3,935,955</b>
<b>EXPENSES</b>				
OTHER FINANCING USES	3,218,207	3,769,543	3,935,955	3,935,955
<b>TOTAL EXPENSES</b>	<b>3,218,207</b>	<b>3,769,543</b>	<b>3,935,955</b>	<b>3,935,955</b>
<b>NET COUNTY RETURN/(COST)</b>	<b>\$596,538</b>	<b>\$608,637</b>	<b>\$0</b>	<b>\$0</b>

**DESCRIPTION:**

Effective fiscal year 2011/12 the State of California realigned funding for Health and Human Services programs with the passage of AB118 legislation. A Local Revenue Fund 2011 was created to track vehicle license fee and sales tax revenues for each of the specific programs. Revenue is initially recorded in the special revenue fund and then transferred to cover expenses in the Health and Human Services operating programs.

COUNTY OF GLENN  
 FINANCING SOURCES AND USES BY BUDGET UNIT BY OBJECT  
 GOVERNMENTAL FUNDS  
 FISCAL YEAR 2022-23

BUDGET UNIT: **01065220 CALWORKS MOE** CHRISTINE ZOPPI  
 FUNCTION: PUBLIC ASSISTANCE HEALTH & HUMAN SERVICES  
 ACTIVITY: AID PROGRAMS AGENCY DIRECTOR

DETAIL BY REVENUE CATEGORY AND EXPENDITURE OBJECT	2020-21 ACTUAL	2021-22 ACTUAL	2022-23 RECOMMENDED BUDGET	2022-23 ADOPTED BUDGET
<b>REVENUES</b>				
INTERGOVERNMENTAL REVENUE	\$1,202,364	\$1,109,329	\$1,138,275	\$1,138,275
<b>TOTAL REVENUES</b>	<b>1,202,364</b>	<b>1,109,329</b>	<b>1,138,275</b>	<b>1,138,275</b>
<b>EXPENSES</b>				
OTHER FINANCING USES	1,222,768	1,148,749	1,138,275	1,138,275
<b>TOTAL EXPENSES</b>	<b>1,222,768</b>	<b>1,148,749</b>	<b>1,138,275</b>	<b>1,138,275</b>
<b>NET COUNTY RETURN/(COST)</b>	<b>(\$20,404)</b>	<b>(\$39,420)</b>	<b>\$0</b>	<b>\$0</b>

**DESCRIPTION:**

Effective fiscal year 2011/12 the State of California realigned funding for Health and Human Services programs with the passage of AB118 legislation. A Local Revenue Fund 2011 was created to track vehicle license fee and sales tax revenues for each of the specific programs. Revenue is initially recorded in the special revenue fund and then transferred to cover expenses in the Health and Human Services operating programs.

COUNTY OF GLENN  
 FINANCING SOURCES AND USES BY BUDGET UNIT BY OBJECT  
 GOVERNMENTAL FUNDS  
 FISCAL YEAR 2022-23

BUDGET UNIT: **02390000 HOME GLENN** CHRISTINE ZOPPI  
 FUNCTION: PUBLIC ASSISTANCE HEALTH & HUMAN SERVICES  
 ACTIVITY: AID PROGRAMS AGENCY DIRECTOR

DETAIL BY REVENUE CATEGORY AND EXPENDITURE OBJECT	2020-21 ACTUAL	2021-22 ACTUAL	2022-23 RECOMMENDED BUDGET	2022-23 ADOPTED BUDGET
<b>REVENUES</b>				
USE OF MONEY & PROPERTY	\$2,764	\$771	\$2,000	\$2,000
<b>TOTAL REVENUES</b>	<b>2,764</b>	<b>771</b>	<b>2,000</b>	<b>2,000</b>
<b>EXPENSES</b>				
OTHER CHARGES	0	0	72,548	72,548
<b>TOTAL EXPENSES</b>	<b>0</b>	<b>0</b>	<b>72,548</b>	<b>72,548</b>
<b>NET COUNTY RETURN/(COST)</b>	<b>\$2,764</b>	<b>\$771</b>	<b>(\$70,548)</b>	<b>(\$70,548)</b>

**DESCRIPTION:**

Glenn County HOME Housing Rehabilitation Program is to improve the living conditions of lower income persons in a manner that conserves and preserves the existing housing stock. To fulfill this objective, the County concentrates on financial assistance for rehabilitation projects and temporary tenant based rental assistance where the principal beneficiaries are lower income persons.

COUNTY OF GLENN  
 FINANCING SOURCES AND USES BY BUDGET UNIT BY OBJECT  
 GOVERNMENTAL FUNDS  
 FISCAL YEAR 2022-23

BUDGET UNIT: **02420000 CDBG GLENN** CHRISTINE ZOPPI  
 FUNCTION: PUBLIC ASSISTANCE HEALTH & HUMAN SERVICES  
 ACTIVITY: AID PROGRAMS AGENCY DIRECTOR

DETAIL BY REVENUE CATEGORY AND EXPENDITURE OBJECT	2020-21 ACTUAL	2021-22 ACTUAL	2022-23 RECOMMENDED BUDGET	2022-23 ADOPTED BUDGET
<b>REVENUES</b>				
USE OF MONEY & PROPERTY	\$12,928	\$10,177	\$15,000	\$15,000
<b>TOTAL REVENUES</b>	<b>12,928</b>	<b>10,177</b>	<b>15,000</b>	<b>15,000</b>
<b>EXPENSES</b>				
OTHER CHARGES	25	0	15,000	15,000
<b>TOTAL EXPENSES</b>	<b>25</b>	<b>0</b>	<b>15,000</b>	<b>15,000</b>
<b>NET COUNTY RETURN/(COST)</b>	<b>\$12,903</b>	<b>\$10,177</b>	<b>\$0</b>	<b>\$0</b>

**DESCRIPTION:**

CDBG GLENN 95 STBG 896 This budget represents funds that are recaptured from Housing Rehabilitation loan projects. This revolving loan fund (RLF) provides loans to rehabilitate single family residential owner-occupied units in the unincorporated areas of Glenn County.

COUNTY OF GLENN  
 FINANCING SOURCES AND USES BY BUDGET UNIT BY OBJECT  
 GOVERNMENTAL FUNDS  
 FISCAL YEAR 2022-23

BUDGET UNIT: **02430000 SECTION 8 FAMILY SELF SUFFICIENT** CHRISTINE ZOPPI  
 FUNCTION: PUBLIC ASSISTANCE HEALTH & HUMAN SERVICES  
 ACTIVITY: AID PROGRAMS AGENCY DIRECTOR

DETAIL BY REVENUE CATEGORY AND EXPENDITURE OBJECT	2020-21 ACTUAL	2021-22 ACTUAL	2022-23 RECOMMENDED BUDGET	2022-23 ADOPTED BUDGET
REVENUES				
USE OF MONEY & PROPERTY	\$2	\$1	\$0	\$0
TOTAL REVENUES	2	1	0	0
NET COUNTY RETURN/(COST)	\$2	\$1	\$0	\$0

**DESCRIPTION:**

Glenn County Business Assistance Revolving Loan Fund (RLF) provides affordable non-conventional financing to eligible businesses and development projects. In return, businesses are required to provide documentation of public benefit which is normally job creation.



COUNTY OF GLENN  
 FINANCING SOURCES AND USES BY BUDGET UNIT BY OBJECT  
 GOVERNMENTAL FUNDS  
 FISCAL YEAR 2022-23

BUDGET UNIT: **02800000 BUSINESS ASSISTANCE REVOLVING LOAN** CHRISTINE ZOPPI  
 FUNCTION: PUBLIC ASSISTANCE HEALTH & HUMAN SERVICES  
 ACTIVITY: AID PROGRAMS AGENCY DIRECTOR

DETAIL BY REVENUE CATEGORY AND EXPENDITURE OBJECT	2020-21 ACTUAL	2021-22 ACTUAL	2022-23 RECOMMENDED BUDGET	2022-23 ADOPTED BUDGET
REVENUES				
USE OF MONEY & PROPERTY	\$349	\$218	\$0	\$0
TOTAL REVENUES	349	218	0	0
NET COUNTY RETURN/(COST)	\$349	\$218	\$0	\$0

**DESCRIPTION:**

CDBG Business Asst Revolving Loan Fund Glenn County Business Assistance Revolving Loan Fund (RLF) provides affordable non-conventional financing to eligible businesses and development projects. In return, businesses are required to provide documentation of public benefit which is normally job creation.

COUNTY OF GLENN  
 FINANCING SOURCES AND USES BY BUDGET UNIT BY OBJECT  
 GOVERNMENTAL FUNDS  
 FISCAL YEAR 2022-23

BUDGET UNIT: **03320000 SEXUAL ABUSE INVESTIGATION TEAM** CHRISTINE ZOPPI  
 FUNCTION: PUBLIC ASSISTANCE HEALTH & HUMAN SERVICES  
 ACTIVITY: AID PROGRAMS AGENCY DIRECTOR

DETAIL BY REVENUE CATEGORY AND EXPENDITURE OBJECT	2020-21 ACTUAL	2021-22 ACTUAL	2022-23 RECOMMENDED BUDGET	2022-23 ADOPTED BUDGET
REVENUES				
USE OF MONEY & PROPERTY	\$3	\$1	\$0	\$0
TOTAL REVENUES	3	1	0	0
NET COUNTY RETURN/(COST)	\$3	\$1	\$0	\$0

**DESCRIPTION:**

Funds are used to investigate sexual abuse cases and to support victims of sexual abuse.

COUNTY OF GLENN  
 FINANCING SOURCES AND USES BY BUDGET UNIT BY OBJECT  
 GOVERNMENTAL FUNDS  
 FISCAL YEAR 2022-23

BUDGET UNIT: **03400000 REALIGNMENT - SOCIAL SERVICES** CHRISTINE ZOPPI  
 FUNCTION: PUBLIC ASSISTANCE HEALTH & HUMAN SERVICES  
 ACTIVITY: AID PROGRAMS AGENCY DIRECTOR

DETAIL BY REVENUE CATEGORY AND EXPENDITURE OBJECT	2020-21 ACTUAL	2021-22 ACTUAL	2022-23 RECOMMENDED BUDGET	2022-23 ADOPTED BUDGET
EXPENSES				
OTHER FINANCING USES	0	0	62,414	62,414
TOTAL EXPENSES	0	0	62,414	62,414
NET COUNTY RETURN/(COST)	\$0	\$0	(\$62,414)	(\$62,414)

**DESCRIPTION:**

Funds allocated by the State Controller are deposited into this fund. They are subsequently transferred to the Social Services Operating fund to provide programs specified in the realignment legislation.

COUNTY OF GLENN  
 FINANCING SOURCES AND USES BY BUDGET UNIT BY OBJECT  
 GOVERNMENTAL FUNDS  
 FISCAL YEAR 2022-23

BUDGET UNIT: **03402151 REALIGNMENT - DELINQ. PREVENTION** CHRISTINE ZOPPI  
 FUNCTION: PUBLIC ASSISTANCE HEALTH & HUMAN SERVICES  
 ACTIVITY: AID PROGRAMS AGENCY DIRECTOR

DETAIL BY REVENUE CATEGORY AND EXPENDITURE OBJECT	2020-21 ACTUAL	2021-22 ACTUAL	2022-23 RECOMMENDED BUDGET	2022-23 ADOPTED BUDGET
<b>REVENUES</b>				
INTERGOVERNMENTAL REVENUE	\$116,263	\$116,074	\$120,426	\$120,426
<b>TOTAL REVENUES</b>	<b>116,263</b>	<b>116,074</b>	<b>120,426</b>	<b>120,426</b>
<b>EXPENSES</b>				
OTHER FINANCING USES	116,263	115,049	120,426	120,426
<b>TOTAL EXPENSES</b>	<b>116,263</b>	<b>115,049</b>	<b>120,426</b>	<b>120,426</b>
<b>NET COUNTY RETURN/(COST)</b>	<b>\$0</b>	<b>\$1,025</b>	<b>\$0</b>	<b>\$0</b>

**DESCRIPTION:**

Funds allocated by the State Controller are deposited into this fund. They are subsequently transferred to the Probation Operating fund to provide programs specified in the realignment legislation.

COUNTY OF GLENN  
 FINANCING SOURCES AND USES BY BUDGET UNIT BY OBJECT  
 GOVERNMENTAL FUNDS  
 FISCAL YEAR 2022-23

BUDGET UNIT: **03404170 REALIGNMENT - CCS** CHRISTINE ZOPPI  
 FUNCTION: PUBLIC ASSISTANCE HEALTH & HUMAN SERVICES  
 ACTIVITY: AID PROGRAMS AGENCY DIRECTOR

DETAIL BY REVENUE CATEGORY AND EXPENDITURE OBJECT	2020-21 ACTUAL	2021-22 ACTUAL	2022-23 RECOMMENDED BUDGET	2022-23 ADOPTED BUDGET
REVENUES				
INTERGOVERNMENTAL REVENUE	\$0	\$3,707	\$0	\$0
TOTAL REVENUES	0	3,707	0	0
NET COUNTY RETURN/(COST)	\$0	\$3,707	\$0	\$0

**DESCRIPTION:**

Funds allocated by the State Controller are deposited into this fund. They are subsequently transferred to the CCS Operating fund to provide programs specified in the realignment legislation.

COUNTY OF GLENN  
 FINANCING SOURCES AND USES BY BUDGET UNIT BY OBJECT  
 GOVERNMENTAL FUNDS  
 FISCAL YEAR 2022-23

BUDGET UNIT: **03405010 REALIGNMENT - SOCIAL SERVICES ADMIN** CHRISTINE ZOPPI  
 FUNCTION: PUBLIC ASSISTANCE HEALTH & HUMAN SERVICES  
 ACTIVITY: ADMINISTRATION AGENCY DIRECTOR

DETAIL BY REVENUE CATEGORY AND EXPENDITURE OBJECT	2020-21 ACTUAL	2021-22 ACTUAL	2022-23 RECOMMENDED BUDGET	2022-23 ADOPTED BUDGET
<b>REVENUES</b>				
USE OF MONEY & PROPERTY	\$1,452	\$10,252	\$0	\$0
INTERGOVERNMENTAL REVENUE	3,196,065	3,340,358	3,310,519	3,310,519
<b>TOTAL REVENUES</b>	<b>3,197,517</b>	<b>3,350,610</b>	<b>3,310,519</b>	<b>3,310,519</b>
<b>EXPENSES</b>				
OTHER FINANCING USES	2,333,617	3,082,322	3,310,519	3,310,519
<b>TOTAL EXPENSES</b>	<b>2,333,617</b>	<b>3,082,322</b>	<b>3,310,519</b>	<b>3,310,519</b>
<b>NET COUNTY RETURN/(COST)</b>	<b>\$863,900</b>	<b>\$268,288</b>	<b>\$0</b>	<b>\$0</b>

**DESCRIPTION:**

Funds allocated by the State Controller are deposited into this fund. They are subsequently transferred to the Social Services Operating fund to provide programs specified in the realignment legislation.

COUNTY OF GLENN  
 FINANCING SOURCES AND USES BY BUDGET UNIT BY OBJECT  
 GOVERNMENTAL FUNDS  
 FISCAL YEAR 2022-23

BUDGET UNIT: **03415010 SSD FAMILY SUPPORT REALIGNMENT** CHRISTINE ZOPPI  
 FUNCTION: PUBLIC ASSISTANCE HEALTH & HUMAN SERVICES  
 ACTIVITY: AID PROGRAMS AGENCY DIRECTOR

DETAIL BY REVENUE CATEGORY AND EXPENDITURE OBJECT	2020-21	2021-22	2022-23	2022-23
	ACTUAL	ACTUAL	RECOMMENDED BUDGET	ADOPTED BUDGET
<b>REVENUES</b>				
USE OF MONEY & PROPERTY	\$807	\$1,319	\$0	\$0
INTERGOVERNMENTAL REVENUE	961,499	1,420,031	1,229,397	1,229,397
<b>TOTAL REVENUES</b>	<b>962,306</b>	<b>1,421,350</b>	<b>1,229,397</b>	<b>1,229,397</b>
<b>EXPENSES</b>				
OTHER FINANCING USES	980,124	1,150,664	1,229,397	1,229,397
<b>TOTAL EXPENSES</b>	<b>980,124</b>	<b>1,150,664</b>	<b>1,229,397</b>	<b>1,229,397</b>
<b>NET COUNTY RETURN/(COST)</b>	<b>(\$17,818)</b>	<b>\$270,686</b>	<b>\$0</b>	<b>\$0</b>

**DESCRIPTION:**

Funds allocated by the State Controller are deposited into this fund. They are subsequently transferred to the Social Services Operating fund to provide programs specified in the realignment legislation.

COUNTY OF GLENN  
 FINANCING SOURCES AND USES BY BUDGET UNIT BY OBJECT  
 GOVERNMENTAL FUNDS  
 FISCAL YEAR 2022-23

BUDGET UNIT: **03420000 HC/CDBG GRANT PROCEEDS** CHRISTINE ZOPPI  
 FUNCTION: PUBLIC ASSISTANCE HEALTH & HUMAN SERVICES  
 ACTIVITY: AID PROGRAMS AGENCY DIRECTOR

DETAIL BY REVENUE CATEGORY AND EXPENDITURE OBJECT	2020-21	2021-22	2022-23	2022-23
	ACTUAL	ACTUAL	RECOMMENDED BUDGET	ADOPTED BUDGET
<b>REVENUES</b>				
USE OF MONEY & PROPERTY	\$2,234	\$1,382	\$5,000	\$5,000
<b>TOTAL REVENUES</b>	<b>2,234</b>	<b>1,382</b>	<b>5,000</b>	<b>5,000</b>
<b>EXPENSES</b>				
SERVICES & SUPPLIES	0	2,673	10,000	10,000
<b>TOTAL EXPENSES</b>	<b>0</b>	<b>2,673</b>	<b>10,000</b>	<b>10,000</b>
<b>NET COUNTY RETURN/(COST)</b>	<b>\$2,234</b>	<b>(\$1,291)</b>	<b>(\$5,000)</b>	<b>(\$5,000)</b>

**DESCRIPTION:**

HC CDBG Grant Proceeds This budget represents funds that are generated from recapturing loan funds through a payment process to the County. There is minimal activity in this fund due to the fact that these loans were all generated pre-1990. These funds have been utilized as a local match source for grant activities.



COUNTY OF GLENN  
 FINANCING SOURCES AND USES BY BUDGET UNIT BY OBJECT  
 GOVERNMENTAL FUNDS  
 FISCAL YEAR 2022-23

BUDGET UNIT: **03450000 COUNTY CHILDREN'S TRUST** CHRISTINE ZOPPI  
 FUNCTION: PUBLIC ASSISTANCE HEALTH & HUMAN SERVICES  
 ACTIVITY: AID PROGRAMS AGENCY DIRECTOR

DETAIL BY REVENUE CATEGORY AND EXPENDITURE OBJECT	2020-21 ACTUAL	2021-22 ACTUAL	2022-23 RECOMMENDED BUDGET	2022-23 ADOPTED BUDGET
<b>REVENUES</b>				
USE OF MONEY & PROPERTY	\$899	\$653	\$222	\$222
INTERGOVERNMENTAL REVENUE	30,355	31,803	32,331	32,331
CHARGES FOR CURRENT SERVICES	918	731	735	735
MISCELLANEOUS REVENUES	0	825	0	0
<b>TOTAL REVENUES</b>	<b>32,172</b>	<b>34,012</b>	<b>33,288</b>	<b>33,288</b>
<b>EXPENSES</b>				
SERVICES & SUPPLIES	1,492	1,991	6,288	6,288
OTHER CHARGES	9,846	18,254	27,000	27,000
<b>TOTAL EXPENSES</b>	<b>11,338</b>	<b>20,245</b>	<b>33,288</b>	<b>33,288</b>
<b>NET COUNTY RETURN/(COST)</b>	<b>\$20,834</b>	<b>\$13,767</b>	<b>\$0</b>	<b>\$0</b>

**DESCRIPTION:**

This funding provides for a wide variety of services that address the preventions of child abuse in Glenn County. Services include parenting instruction, training for parents and providers, public outreach events and other public activities designed to inform, educate and otherwise increase public knowledge about child abuse preventions and the availability of children-centered services in the county.

COUNTY OF GLENN  
 FINANCING SOURCES AND USES BY BUDGET UNIT BY OBJECT  
 GOVERNMENTAL FUNDS  
 FISCAL YEAR 2022-23

BUDGET UNIT: **03485000 CWS/CMS TRAINING PROJECT** CHRISTINE ZOPPI  
 FUNCTION: PUBLIC ASSISTANCE HEALTH & HUMAN SERVICES  
 ACTIVITY: ADMINISTRATION AGENCY DIRECTOR

DETAIL BY REVENUE CATEGORY AND EXPENDITURE OBJECT	2020-21 ACTUAL	2021-22 ACTUAL	2022-23 RECOMMENDED BUDGET	2022-23 ADOPTED BUDGET
<b>REVENUES</b>				
INTERGOVERNMENTAL REVENUE	\$275,086	\$171,291	\$260,825	\$260,825
OTHER FINANCING SOURCES	19,620	19,620	19,620	19,620
<b>TOTAL REVENUES</b>	<b>294,706</b>	<b>190,911</b>	<b>280,445</b>	<b>280,445</b>
<b>EXPENSES</b>				
SERVICES & SUPPLIES	200,766	38,028	277,189	277,189
OTHER CHARGES	12,024	16,193	18,880	18,880
OTHER FINANCING USES	100	0	0	0
<b>TOTAL EXPENSES</b>	<b>212,890</b>	<b>54,221</b>	<b>296,069</b>	<b>296,069</b>
<b>NET COUNTY RETURN/(COST)</b>	<b>\$81,816</b>	<b>\$136,690</b>	<b>(\$15,624)</b>	<b>(\$15,624)</b>

**DESCRIPTION:**

This project is a joint-powers agreement with other surrounding counties to provide a computer lab environment for training on the statewide Child Welfare System software. Each participating county provides funding which is used to offset contracted services related to the project.

COUNTY OF GLENN  
 FINANCING SOURCES AND USES BY BUDGET UNIT BY OBJECT  
 GOVERNMENTAL FUNDS  
 FISCAL YEAR 2022-23

BUDGET UNIT: **04290000 CHILD DEVELOPMENT PROGRAM** CHRISTINE ZOPPI  
 FUNCTION: PUBLIC ASSISTANCE HEALTH & HUMAN SERVICES  
 ACTIVITY: AID PROGRAMS AGENCY DIRECTOR

DETAIL BY REVENUE CATEGORY AND EXPENDITURE OBJECT	2020-21 ACTUAL	2021-22 ACTUAL	2022-23 RECOMMENDED BUDGET	2022-23 ADOPTED BUDGET
<b>REVENUES</b>				
USE OF MONEY & PROPERTY	\$26	\$0	\$0	\$0
<b>TOTAL REVENUES</b>	<b>26</b>	<b>0</b>	<b>0</b>	<b>0</b>
<b>EXPENSES</b>				
OTHER CHARGES	0	0	0	0
<b>TOTAL EXPENSES</b>	<b>0</b>	<b>0</b>	<b>0</b>	<b>0</b>
<b>NET COUNTY RETURN/(COST)</b>	<b>\$26</b>	<b>\$0</b>	<b>\$0</b>	<b>\$0</b>

**DESCRIPTION:**

This program is administered by the Health & Human Services Agency Community Action division and provides direct client services.

COUNTY OF GLENN  
 FINANCING SOURCES AND USES BY BUDGET UNIT BY OBJECT  
 GOVERNMENTAL FUNDS  
 FISCAL YEAR 2022-23

BUDGET UNIT:	<b>04900000 DOMESTIC VIOLENCE TRUST</b>			CHRISTINE ZOPPI
FUNCTION:	PUBLIC ASSISTANCE			HEALTH & HUMAN SERVICES
ACTIVITY:	AID PROGRAMS			AGENCY DIRECTOR
			2022-23	2022-23
DETAIL BY REVENUE CATEGORY	2020-21	2021-22	RECOMMENDED	ADOPTED
AND EXPENDITURE OBJECT	ACTUAL	ACTUAL	BUDGET	BUDGET
<b>REVENUES</b>				
FINES, FORFEITURES & PENALTIES	\$8,003	\$10,648	\$6,710	\$6,710
CHARGES FOR CURRENT SERVICES	0	2,904	2,617	2,617
MISCELLANEOUS REVENUES	1,230	500	0	0
<b>TOTAL REVENUES</b>	<b>9,233</b>	<b>14,052</b>	<b>9,327</b>	<b>9,327</b>
<b>EXPENSES</b>				
SERVICES & SUPPLIES	619	1,021	5,327	5,327
OTHER CHARGES	0	0	0	0
OTHER FINANCING USES	0	0	4,000	4,000
<b>TOTAL EXPENSES</b>	<b>619</b>	<b>1,021</b>	<b>9,327</b>	<b>9,327</b>
<b>NET COUNTY RETURN/(COST)</b>	<b>\$8,614</b>	<b>\$13,031</b>	<b>\$0</b>	<b>\$0</b>

**DESCRIPTION:**

This is funded from the Court Fine distribution process and a portion of marriage license applications. Revenue is used for domestic violence prevention programs.

COUNTY OF GLENN  
 FINANCING SOURCES AND USES BY BUDGET UNIT BY OBJECT  
 GOVERNMENTAL FUNDS  
 FISCAL YEAR 2022-23

BUDGET UNIT: **04990000 COMMUNITY SERVICES PROGRAM** CHRISTINE ZOPPI  
 FUNCTION: PUBLIC ASSISTANCE HEALTH & HUMAN SERVICES  
 ACTIVITY: ADMINISTRATION AGENCY DIRECTOR

DETAIL BY REVENUE CATEGORY AND EXPENDITURE OBJECT	2020-21 ACTUAL	2021-22 ACTUAL	2022-23 RECOMMENDED BUDGET	2022-23 ADOPTED BUDGET
REVENUES				
USE OF MONEY & PROPERTY	\$0	\$4,442	\$3,000	\$3,000
OTHER FINANCING SOURCES	0	0	40,000	40,000
TOTAL REVENUES	0	4,442	43,000	43,000
NET COUNTY RETURN/(COST)	\$0	\$4,442	\$43,000	\$43,000

**DESCRIPTION:**

The Community Action (CAD) Allocation Admin program contains the administrative functions of the Community Action Agency. The Community Action Agency operates a multitude of grant funded programs which provide direct services to clients for job training, Department of Energy weatherization projects, Workforce Investment Act programs, etc.

COUNTY OF GLENN  
 FINANCING SOURCES AND USES BY BUDGET UNIT BY OBJECT  
 GOVERNMENTAL FUNDS  
 FISCAL YEAR 2022-23

BUDGET UNIT: **04999100 COMMUNITY ACTION ADMINISTRATION** CHRISTINE ZOPPI  
 FUNCTION: PUBLIC ASSISTANCE HEALTH & HUMAN SERVICES  
 ACTIVITY: ADMINISTRATION AGENCY DIRECTOR

DETAIL BY REVENUE CATEGORY AND EXPENDITURE OBJECT	2020-21 ACTUAL	2021-22 ACTUAL	2022-23 RECOMMENDED BUDGET	2022-23 ADOPTED BUDGET
<b>REVENUES</b>				
USE OF MONEY & PROPERTY	\$12,253	\$0	\$0	\$0
INTERGOVERNMENTAL REVENUE	60,157	0	0	0
MISCELLANEOUS REVENUES	1,912	1,970	0	0
OTHER FINANCING SOURCES	2,647,934	2,907,970	3,747,155	4,022,912
<b>TOTAL REVENUES</b>	<b>2,722,256</b>	<b>2,909,940</b>	<b>3,747,155</b>	<b>4,022,912</b>
<b>EXPENSES</b>				
SALARIES & BENEFITS	2,241,422	2,431,855	3,024,681	3,257,887
SERVICES & SUPPLIES	54,646	91,350	185,807	230,062
OTHER CHARGES	410,389	394,797	536,667	534,962
<b>TOTAL EXPENSES</b>	<b>2,706,457</b>	<b>2,918,002</b>	<b>3,747,155</b>	<b>4,022,911</b>
<b>NET COUNTY RETURN/(COST)</b>	<b>\$15,799</b>	<b>(\$8,062)</b>	<b>\$0</b>	<b>\$1</b>

**DESCRIPTION:**

The Community Action Allocation Admin program contains the administrative functions of the Community Action Agency. The Community Action Agency operates a multitude of grant funded programs which provide direct services to clients for job training, Department of Energy weatherization projects, Workforce Investment Act programs, etc. 0499-9100 is a cost pool where all grants are allocated from.

COUNTY OF GLENN  
 FINANCING SOURCES AND USES BY BUDGET UNIT BY OBJECT  
 GOVERNMENTAL FUNDS  
 FISCAL YEAR 2022-23

BUDGET UNIT: **04999105 COMMUNITY DEVELOPMENT** CHRISTINE ZOPPI  
 FUNCTION: PUBLIC ASSISTANCE HEALTH & HUMAN SERVICES  
 ACTIVITY: ADMINISTRATION AGENCY DIRECTOR

DETAIL BY REVENUE CATEGORY AND EXPENDITURE OBJECT	2020-21 ACTUAL	2021-22 ACTUAL	2022-23 RECOMMENDED BUDGET	2022-23 ADOPTED BUDGET
<b>REVENUES</b>				
INTERGOVERNMENTAL REVENUE	\$107	\$0	\$0	\$0
MISCELLANEOUS REVENUES	31	0	0	0
INTRAFUND TRANSFERS	0	0	0	0
<b>TOTAL REVENUES</b>	<b>138</b>	<b>0</b>	<b>0</b>	<b>0</b>
<b>EXPENSES</b>				
SALARIES & BENEFITS	0	0	0	0
SERVICES & SUPPLIES	0	0	0	0
OTHER CHARGES	0	0	0	0
OTHER FINANCING USES	0	0	0	0
<b>TOTAL EXPENSES</b>	<b>0</b>	<b>0</b>	<b>0</b>	<b>0</b>
<b>NET COUNTY RETURN/(COST)</b>	<b>\$138</b>	<b>\$0</b>	<b>\$0</b>	<b>\$0</b>

**DESCRIPTION:**

The Community Development program is responsible for the development, coordination and management of County programs; coordinates job development and workforce preparedness programs aimed at reducing poverty and promoting wellness and prosperity; and promoting private and public sector relations.

COUNTY OF GLENN  
 FINANCING SOURCES AND USES BY BUDGET UNIT BY OBJECT  
 GOVERNMENTAL FUNDS  
 FISCAL YEAR 2022-23

BUDGET UNIT:	<b>04999200 WIA PROGRAMS</b>			CHRISTINE ZOPPI
FUNCTION:	PUBLIC ASSISTANCE			HEALTH & HUMAN SERVICES
ACTIVITY:	AID PROGRAMS			AGENCY DIRECTOR
			2022-23	2022-23
DETAIL BY REVENUE CATEGORY	2020-21	2021-22	RECOMMENDED	ADOPTED
AND EXPENDITURE OBJECT	ACTUAL	ACTUAL	BUDGET	BUDGET
<b>REVENUES</b>				
INTERGOVERNMENTAL REVENUE	\$677,366	\$495,908	\$876,333	\$876,333
<b>TOTAL REVENUES</b>	<b>677,366</b>	<b>495,908</b>	<b>876,333</b>	<b>876,333</b>
<b>EXPENSES</b>				
SERVICES & SUPPLIES	256,916	3,446	7,946	7,946
OTHER CHARGES	0	164,443	321,782	321,782
OTHER FINANCING USES	420,762	410,668	546,605	546,605
<b>TOTAL EXPENSES</b>	<b>677,678</b>	<b>578,557</b>	<b>876,333</b>	<b>876,333</b>
NET COUNTY RETURN/(COST)	(\$312)	(\$82,649)	\$0	\$0

**DESCRIPTION:**

The Workforce Innovation and Opportunity Act (WIOA) replaced the Workforce Investment Act of 1998. This new program supports a renewed commitment to workforce development. It is aimed at increasing opportunities, particularly for those facing barriers to employment and invests in the important connection between education and career preparation.



COUNTY OF GLENN  
 FINANCING SOURCES AND USES BY BUDGET UNIT BY OBJECT  
 GOVERNMENTAL FUNDS  
 FISCAL YEAR 2022-23

BUDGET UNIT: **04999350 SSD MOU & WX SERVICES** CHRISTINE ZOPPI  
 FUNCTION: PUBLIC ASSISTANCE HEALTH & HUMAN SERVICES  
 ACTIVITY: AID PROGRAMS AGENCY DIRECTOR

DETAIL BY REVENUE CATEGORY AND EXPENDITURE OBJECT	2020-21 ACTUAL	2021-22 ACTUAL	2022-23 RECOMMENDED BUDGET	2022-23 ADOPTED BUDGET
<b>REVENUES</b>				
USE OF MONEY & PROPERTY	\$4,500	\$0	\$0	\$0
INTERGOVERNMENTAL REVENUE	93,998	13,158	13,776	13,776
CHARGES FOR CURRENT SERVICES	90,616	104,691	70,000	70,000
OTHER FINANCING SOURCES	980,880	939,045	801,970	1,131,948
<b>TOTAL REVENUES</b>	<b>1,169,994</b>	<b>1,056,894</b>	<b>885,746</b>	<b>1,215,724</b>
<b>EXPENSES</b>				
SERVICES & SUPPLIES	202,067	49,247	27,293	27,293
OTHR CHARGES	0	3,233	17,000	17,000
OTHER FINANCING USES	930,046	934,376	841,453	1,171,431
<b>TOTAL EXPENSES</b>	<b>1,132,113</b>	<b>986,856</b>	<b>885,746</b>	<b>1,215,724</b>
<b>NET COUNTY RETURN/(COST)</b>	<b>\$37,881</b>	<b>\$70,038</b>	<b>\$0</b>	<b>\$0</b>

**DESCRIPTION:**

Social Services CalWORKS & Weatherization This budget unit contains all of the MOU's in place between Community Action and Social Services. These include CalWORKs Job Development, CalWORKs Work Development, CalWORKs Job Training and Housing Support Program (HSP) activities. It also includes fund to pay for maintenance projects at the Social Services sites and the Domestic Violence shelter that are provided by the Weatherization unit.

COUNTY OF GLENN  
FINANCING SOURCES AND USES BY BUDGET UNIT BY OBJECT  
GOVERNMENTAL FUNDS  
FISCAL YEAR 2022-23

BUDGET UNIT: **04999400 EHAP GLENN** CHRISTINE ZOPPI  
FUNCTION: PUBLIC ASSISTANCE HEALTH & HUMAN SERVICES  
ACTIVITY: AID PROGRAMS AGENCY DIRECTOR

DETAIL BY REVENUE CATEGORY AND EXPENDITURE OBJECT	2020-21 ACTUAL	2021-22 ACTUAL	2022-23 RECOMMENDED BUDGET	2022-23 ADOPTED BUDGET
<b>REVENUES</b>				
USE OF MONEY & PROPERTY	\$0	\$1,074	\$0	\$0
INTERGOVERNMENTAL REVENUE	0	278,437	353,879	353,879
<b>TOTAL REVENUES</b>	<b>0</b>	<b>279,511</b>	<b>353,879</b>	<b>353,879</b>
<b>EXPENSES</b>				
SERVICES & SUPPLIES	8,055	22,405	296,000	296,000
OTHER CHARGES	0	8,186	10,000	10,000
INTRAFUND TRANSFERS	0	0	47,880	47,880
<b>TOTAL EXPENSES</b>	<b>8,055</b>	<b>30,591</b>	<b>353,880</b>	<b>353,880</b>
<b>NET COUNTY RETURN/(COST)</b>	<b>(\$8,055)</b>	<b>\$248,920</b>	<b>(\$1)</b>	<b>(\$1)</b>

**DESCRIPTION:**

Homeless Housing Assistance Program HHAP Glenn- HHAP provides capital funding to develop housing for various special-needs populations designed to help families and individuals move out of homelessness and poverty, toward the highest level of independence possible.

COUNTY OF GLENN  
 FINANCING SOURCES AND USES BY BUDGET UNIT BY OBJECT  
 GOVERNMENTAL FUNDS  
 FISCAL YEAR 2022-23

BUDGET UNIT: **04999430 HMIOT** CHRISTINE ZOPPI  
 FUNCTION: PUBLIC ASSISTANCE HEALTH & HUMAN SERVICES  
 ACTIVITY: AID PROGRAMS AGENCY DIRECTOR

DETAIL BY REVENUE CATEGORY AND EXPENDITURE OBJECT	2020-21 ACTUAL	2021-22 ACTUAL	2022-23 RECOMMENDED BUDGET	2022-23 ADOPTED BUDGET
EXPENSES				
SERVICES & SUPPLIES	\$7,325	\$0	\$0	\$0
INTRAFUND TRANSFERS	0	0	0	0
TOTAL EXPENSES	7,325	0	0	0
NET COUNTY RETURN/(COST)	(\$7,325)	\$0	\$0	\$0

**DESCRIPTION:**

The Homeless Mentally Ill Outreach and Treatment Program (HMIOT) is a grant operated by the Glenn County Community Action agency. This is one-time funding for local activities involving individuals with serious mental illness and who are homeless or at risk of homelessness.

COUNTY OF GLENN  
 FINANCING SOURCES AND USES BY BUDGET UNIT BY OBJECT  
 GOVERNMENTAL FUNDS  
 FISCAL YEAR 2022-23

BUDGET UNIT: **04999431 CESH** CHRISTINE ZOPPI  
 FUNCTION: PUBLIC ASSISTANCE HEALTH & HUMAN SERVICES  
 ACTIVITY: AID PROGRAMS AGENCY DIRECTOR

DETAIL BY REVENUE CATEGORY AND EXPENDITURE OBJECT	2020-21 ACTUAL	2021-22 ACTUAL	2022-23 RECOMMENDED BUDGET	2022-23 ADOPTED BUDGET
<b>REVENUES</b>				
INTERGOVERNMENTAL REVENUE	\$272,545	\$0	\$105,000	\$105,000
<b>TOTAL REVENUES</b>	<b>272,545</b>	<b>0</b>	<b>105,000</b>	<b>105,000</b>
<b>EXPENSES</b>				
SERVICES & SUPPLIES	163,023	67,976	100,000	100,000
OTHER CHARGES	0	15,159	5,000	5,000
INTRAFUND TRANSFERS	87,196	16,738	0	0
<b>TOTAL EXPENSES</b>	<b>250,219</b>	<b>99,873</b>	<b>105,000</b>	<b>105,000</b>
<b>NET COUNTY RETURN/(COST)</b>	<b>\$22,326</b>	<b>(\$99,873)</b>	<b>\$0</b>	<b>\$0</b>

**DESCRIPTION:**

California Emergency Solutions and Housing (CESH) Program provides funds for a variety of activities to assist persons experiencing or at risk of homelessness as authorized by SB 850 (Chapter 48, Statutes of 2018).

COUNTY OF GLENN  
 FINANCING SOURCES AND USES BY BUDGET UNIT BY OBJECT  
 GOVERNMENTAL FUNDS  
 FISCAL YEAR 2022-23

BUDGET UNIT: **04999432 CESH 2** CHRISTINE ZOPPI  
 FUNCTION: PUBLIC ASSISTANCE HEALTH & HUMAN SERVICES  
 ACTIVITY: AID PROGRAMS AGENCY DIRECTOR

DETAIL BY REVENUE CATEGORY AND EXPENDITURE OBJECT	2020-21 ACTUAL	2021-22 ACTUAL	2022-23 RECOMMENDED BUDGET	2022-23 ADOPTED BUDGET
<b>REVENUES</b>				
INTERGOVERNMENTAL REVENUE	\$0	\$0	\$202,100	\$202,100
<b>TOTAL REVENUES</b>	<b>0</b>	<b>0</b>	<b>202,100</b>	<b>202,100</b>
<b>EXPENSES</b>				
SERVICES & SUPPLIES	7,539	132,276	150,100	150,100
OTHER CHARGES	0	66,306	25,000	25,000
OTHER FINANCING USES	5,125	14,138	27,000	27,000
<b>TOTAL EXPENSES</b>	<b>12,664</b>	<b>212,720</b>	<b>202,100</b>	<b>202,100</b>
<b>NET COUNTY RETURN/(COST)</b>	<b>(\$12,664)</b>	<b>(\$212,720)</b>	<b>\$0</b>	<b>\$0</b>

**DESCRIPTION:**

California Emergency Solutions and Housing (CESH) Program provides funds for a variety of activities to assist persons experiencing or at risk of homelessness as authorized by SB 850 (Chapter 48, Statutes of 2018).

COUNTY OF GLENN  
 FINANCING SOURCES AND USES BY BUDGET UNIT BY OBJECT  
 GOVERNMENTAL FUNDS  
 FISCAL YEAR 2022-23

BUDGET UNIT: **04999433 HEAP** CHRISTINE ZOPPI  
 FUNCTION: PUBLIC ASSISTANCE HEALTH & HUMAN SERVICES  
 ACTIVITY: AID PROGRAMS AGENCY DIRECTOR

DETAIL BY REVENUE CATEGORY AND EXPENDITURE OBJECT	2020-21 ACTUAL	2021-22 ACTUAL	2022-23 RECOMMENDED BUDGET	2022-23 ADOPTED BUDGET
<b>REVENUES</b>				
USE OF MONEY & PROPERTY	\$2,331	\$0	\$0	\$0
INTERGOVERNMENTAL REVENUE	0	0	0	0
<b>TOTAL REVENUES</b>	<b>2,331</b>	<b>0</b>	<b>0</b>	<b>0</b>
<b>EXPENSES</b>				
SERVICES & SUPPLIES	181,992	(9,907)	0	0
OTHER FINANCING USES	17,876	0	0	0
<b>TOTAL EXPENSES</b>	<b>199,868</b>	<b>(9,907)</b>	<b>0</b>	<b>0</b>
<b>NET COUNTY RETURN/(COST)</b>	<b>(\$197,537)</b>	<b>\$9,907</b>	<b>\$0</b>	<b>\$0</b>

**DESCRIPTION:**

Homeless Emergency Aid Program, HEAP is a block grant program designed to provide direct assistance to cities and counties to address the homelessness crisis throughout California. HEAP is authorized by Senate Bill (SB) 850.

COUNTY OF GLENN  
 FINANCING SOURCES AND USES BY BUDGET UNIT BY OBJECT  
 GOVERNMENTAL FUNDS  
 FISCAL YEAR 2022-23

BUDGET UNIT: **04999460 ACE AWARE INITIATIVE** CHRISTINE ZOPPI  
 FUNCTION: PUBLIC ASSISTANCE HEALTH & HUMAN SERVICES  
 ACTIVITY: AID PROGRAMS AGENCY DIRECTOR

DETAIL BY REVENUE CATEGORY AND EXPENDITURE OBJECT	2020-21 ACTUAL	2021-22 ACTUAL	2022-23 RECOMMENDED BUDGET	2022-23 ADOPTED BUDGET
<b>REVENUES</b>				
INTERGOVERNMENTAL REVENUE	\$243,000	\$57,000	\$0	\$0
CHARGES FOR CURRENT SERVICES	0	0	0	0
<b>TOTAL REVENUES</b>	<b>243,000</b>	<b>57,000</b>	<b>0</b>	<b>0</b>
<b>EXPENSES</b>				
SERVICES & SUPPLIES	140,459	53,469	0	0
OTHER FINANCING USES	56,093	49,980	0	0
<b>TOTAL EXPENSES</b>	<b>196,552</b>	<b>103,449</b>	<b>0</b>	<b>0</b>
<b>NET COUNTY RETURN/(COST)</b>	<b>\$46,448</b>	<b>(\$46,449)</b>	<b>\$0</b>	<b>\$0</b>

**DESCRIPTION:**

This fund has been set up for screening of patients for the Adverse Childhood Experiences (ACEs) to help improve and save lives.

COUNTY OF GLENN  
 FINANCING SOURCES AND USES BY BUDGET UNIT BY OBJECT  
 GOVERNMENTAL FUNDS  
 FISCAL YEAR 2022-23

BUDGET UNIT: **04999471 SIERRA HEALTH FOUNDATION** CHRISTINE ZOPPI  
 FUNCTION: PUBLIC ASSISTANCE HEALTH & HUMAN SERVICES  
 ACTIVITY: AID PROGRAMS AGENCY DIRECTOR

DETAIL BY REVENUE CATEGORY AND EXPENDITURE OBJECT	2020-21 ACTUAL	2021-22 ACTUAL	2022-23 RECOMMENDED BUDGET	2022-23 ADOPTED BUDGET
<b>REVENUES</b>				
CHARGES FOR CURRENT SERVICES	\$74,666	\$0	\$0	\$0
<b>TOTAL REVENUES</b>	<b>74,666</b>	<b>0</b>	<b>0</b>	<b>0</b>
<b>EXPENSES</b>				
SERVICES & SUPPLIES	20,552	0	0	0
OTHER FINANCING USES	51,242	0	0	0
<b>TOTAL EXPENSES</b>	<b>71,794</b>	<b>0</b>	<b>0</b>	<b>0</b>
<b>NET COUNTY RETURN/(COST)</b>	<b>\$2,872</b>	<b>\$0</b>	<b>\$0</b>	<b>\$0</b>

**DESCRIPTION:**

The Glenn County Community Action Agency provided services based on Sierra Health Foundation grants.



COUNTY OF GLENN  
 FINANCING SOURCES AND USES BY BUDGET UNIT BY OBJECT  
 GOVERNMENTAL FUNDS  
 FISCAL YEAR 2022-23

BUDGET UNIT: **04999486 PERMANENT LOCAL HOUSING ALLOCATION** CHRISTINE ZOPPI  
 FUNCTION: PUBLIC ASSISTANCE HEALTH & HUMAN SERVICES  
 ACTIVITY: AID PROGRAMS AGENCY DIRECTOR

DETAIL BY REVENUE CATEGORY AND EXPENDITURE OBJECT	2020-21 ACTUAL	2021-22 ACTUAL	2022-23 RECOMMENDED BUDGET	2022-23 ADOPTED BUDGET
<b>REVENUES</b>				
INTERGOVERNMENTAL REVENUE	\$0	\$150,000	\$439,093	\$439,093
<b>TOTAL REVENUES</b>	<b>0</b>	<b>150,000</b>	<b>439,093</b>	<b>439,093</b>
<b>EXPENSES</b>				
SERVICES & SUPPLIES	0	150,000	439,093	439,093
<b>TOTAL EXPENSES</b>	<b>0</b>	<b>150,000</b>	<b>439,093</b>	<b>439,093</b>
<b>NET COUNTY RETURN/(COST)</b>	<b>\$0</b>	<b>\$0</b>	<b>\$0</b>	<b>\$0</b>

**DESCRIPTION:**

Permanent Local Housing Allocation (PLHA) are three grants with the purpose of making funding available to eligible local governments in California for housing related projects and programs that assist in addressing the unmet housing needs of their local communities.

COUNTY OF GLENN  
 FINANCING SOURCES AND USES BY BUDGET UNIT BY OBJECT  
 GOVERNMENTAL FUNDS  
 FISCAL YEAR 2022-23

BUDGET UNIT: **04999514 COUNTY WELLNESS & PREVENTION 2** CHRISTINE ZOPPI  
 FUNCTION: PUBLIC ASSISTANCE HEALTH & HUMAN SERVICES  
 ACTIVITY: AID PROGRAMS AGENCY DIRECTOR

DETAIL BY REVENUE CATEGORY AND EXPENDITURE OBJECT	2020-21 ACTUAL	2021-22 ACTUAL	2022-23 RECOMMENDED BUDGET	2022-23 ADOPTED BUDGET
<b>REVENUES</b>				
INTERGOVERNMENTAL REVENUE	\$96,000	\$96,000	\$120,000	\$120,000
OTHER FINANCING SOURCES	0	43,336	116,362	116,362
<b>TOTAL REVENUES</b>	<b>96,000</b>	<b>139,336</b>	<b>236,362</b>	<b>236,362</b>
<b>EXPENSES</b>				
SERVICES & SUPPLIES	5,878	15,774	17,567	17,567
OTHER FINANCING USES	113,840	233,325	218,795	218,795
<b>TOTAL EXPENSES</b>	<b>119,718</b>	<b>249,099</b>	<b>236,362</b>	<b>236,362</b>
<b>NET COUNTY RETURN/(COST)</b>	<b>(\$23,718)</b>	<b>(\$109,763)</b>	<b>\$0</b>	<b>\$0</b>

**DESCRIPTION:**

The County Medical Services Program (CMSP) is a grant operated by the Glenn County Community Action agency to provide county wellness and prevention services. This grant is to create a streamline system of care for health services delivery in Glenn and Colusa counties.

COUNTY OF GLENN  
 FINANCING SOURCES AND USES BY BUDGET UNIT BY OBJECT  
 GOVERNMENTAL FUNDS  
 FISCAL YEAR 2022-23

BUDGET UNIT: **04999515 RHA LIFELINE OUTREACH** CHRISTINE ZOPPI  
 FUNCTION: PUBLIC ASSISTANCE HEALTH & HUMAN SERVICES  
 ACTIVITY: AID PROGRAMS AGENCY DIRECTOR

DETAIL BY REVENUE CATEGORY AND EXPENDITURE OBJECT	2020-21 ACTUAL	2021-22 ACTUAL	2022-23 RECOMMENDED BUDGET	2022-23 ADOPTED BUDGET
<b>REVENUES</b>				
INTERGOVERNMENTAL REVENUE	\$45,000	\$5,000	\$0	\$0
OTHER FINANCING SOURCES	27,200	0	0	0
<b>TOTAL REVENUES</b>	<b>72,200</b>	<b>5,000</b>	<b>0</b>	<b>0</b>
<b>EXPENSES</b>				
SERVICES & SUPPLIES	21,600	0	0	0
OTHER FINANCING USES	52,879	0	0	0
<b>TOTAL EXPENSES</b>	<b>74,479</b>	<b>0</b>	<b>0</b>	<b>0</b>
<b>NET COUNTY RETURN/(COST)</b>	<b>(\$2,279)</b>	<b>\$5,000</b>	<b>\$0</b>	<b>\$0</b>

**DESCRIPTION:**

The County Medical Services Program (CMSP) is a grant operated by the Glenn County Community Action agency to provide county wellness and prevention services. This grant is to create a streamline system of care for health services delivery in Glenn and Colusa counties.

COUNTY OF GLENN  
 FINANCING SOURCES AND USES BY BUDGET UNIT BY OBJECT  
 GOVERNMENTAL FUNDS  
 FISCAL YEAR 2022-23

BUDGET UNIT: **04999516 RHA LIFELINE OUTREACH** CHRISTINE ZOPPI  
 FUNCTION: PUBLIC ASSISTANCE HEALTH & HUMAN SERVICES  
 ACTIVITY: AID PROGRAMS AGENCY DIRECTOR

DETAIL BY REVENUE CATEGORY AND EXPENDITURE OBJECT	2020-21 ACTUAL	2021-22 ACTUAL	2022-23 RECOMMENDED BUDGET	2022-23 ADOPTED BUDGET
<b>REVENUES</b>				
INTERGOVERNMENTAL REVENUE	\$0	\$0	\$335,430	\$1,000,000
<b>TOTAL REVENUES</b>	<b>0</b>	<b>0</b>	<b>335,430</b>	<b>1,000,000</b>
<b>EXPENSES</b>				
SERVICES & SUPPLIES	0	0	105,200	642,467
OTHER FINANCING USES	54,647	0	230,230	357,533
<b>TOTAL EXPENSES</b>	<b>54,647</b>	<b>0</b>	<b>335,430</b>	<b>1,000,000</b>
<b>NET COUNTY RETURN/(COST)</b>	<b>(\$54,647)</b>	<b>\$0</b>	<b>\$0</b>	<b>\$0</b>

**DESCRIPTION:**

The County Medical Services Program (CMSP) is a grant operated by the Glenn County Community Action agency to provide county wellness and prevention services. This grant is to create a streamline system of care for health services delivery in Glenn and Colusa counties.

COUNTY OF GLENN  
 FINANCING SOURCES AND USES BY BUDGET UNIT BY OBJECT  
 GOVERNMENTAL FUNDS  
 FISCAL YEAR 2022-23

BUDGET UNIT: **04999521 HABC SECTION 8** CHRISTINE ZOPPI  
 FUNCTION: PUBLIC ASSISTANCE HEALTH & HUMAN SERVICES  
 ACTIVITY: AID PROGRAMS AGENCY DIRECTOR

DETAIL BY REVENUE CATEGORY AND EXPENDITURE OBJECT	2020-21 ACTUAL	2021-22 ACTUAL	2022-23 RECOMMENDED BUDGET	2022-23 ADOPTED BUDGET
<b>REVENUES</b>				
INTERGOVERNMENTAL REVENUE	\$0	\$0	\$65,000	\$65,000
<b>TOTAL REVENUES</b>	<b>0</b>	<b>0</b>	<b>65,000</b>	<b>65,000</b>
<b>EXPENSES</b>				
SERVICES & SUPPLIES	2,721	23,225	65,000	65,000
OTHER FINANCING USES	0	0	0	0
<b>TOTAL EXPENSES</b>	<b>2,721</b>	<b>23,225</b>	<b>65,000</b>	<b>65,000</b>
<b>NET COUNTY RETURN/(COST)</b>	<b>(\$2,721)</b>	<b>(\$23,225)</b>	<b>\$0</b>	<b>\$0</b>

**DESCRIPTION:**

Local Action Planning Grant - LEAP Housing planning and facilitates the streamlining and acceleration of housing production

COUNTY OF GLENN  
 FINANCING SOURCES AND USES BY BUDGET UNIT BY OBJECT  
 GOVERNMENTAL FUNDS  
 FISCAL YEAR 2022-23

BUDGET UNIT: **04999522 HABC SECTION 8** CHRISTINE ZOPPI  
 FUNCTION: PUBLIC ASSISTANCE HEALTH & HUMAN SERVICES  
 ACTIVITY: AID PROGRAMS AGENCY DIRECTOR

DETAIL BY REVENUE CATEGORY AND EXPENDITURE OBJECT	2020-21 ACTUAL	2021-22 ACTUAL	2022-23 RECOMMENDED BUDGET	2022-23 ADOPTED BUDGET
<b>REVENUES</b>				
INTERGOVERNMENTAL REVENUE	\$0	\$0	\$100,000	\$100,000
<b>TOTAL REVENUES</b>	<b>0</b>	<b>0</b>	<b>100,000</b>	<b>100,000</b>
<b>EXPENSES</b>				
SERVICES & SUPPLIES	9,773	0	0	0
OTHER FINANCING USES	2,578	43,808	100,000	100,000
<b>TOTAL EXPENSES</b>	<b>12,351</b>	<b>43,808</b>	<b>100,000</b>	<b>100,000</b>
<b>NET COUNTY RETURN/(COST)</b>	<b>(\$12,351)</b>	<b>(\$43,808)</b>	<b>\$0</b>	<b>\$0</b>

**DESCRIPTION:**

SB 2 Planning Grant - To provide funding and technical assistance to all local governments in California to help cities and counties prepare, adopt, and implement plans and process improvements that streamline housing approvals and accelerate housing production.

COUNTY OF GLENN  
 FINANCING SOURCES AND USES BY BUDGET UNIT BY OBJECT  
 GOVERNMENTAL FUNDS  
 FISCAL YEAR 2022-23

BUDGET UNIT: **04999529 VICTIM WITNESS** CHRISTINE ZOPPI  
 FUNCTION: PUBLIC ASSISTANCE HEALTH & HUMAN SERVICES  
 ACTIVITY: AID PROGRAMS AGENCY DIRECTOR

DETAIL BY REVENUE CATEGORY AND EXPENDITURE OBJECT	2020-21 ACTUAL	2021-22 ACTUAL	2022-23 RECOMMENDED BUDGET	2022-23 ADOPTED BUDGET
<b>REVENUES</b>				
INTERGOVERNMENTAL REVENUE	\$147,812	\$423,085	\$411,657	\$144,811
OTHER FINANCING SOURCES	95,039	0	0	0
<b>TOTAL REVENUES</b>	<b>242,851</b>	<b>423,085</b>	<b>411,657</b>	<b>144,811</b>
<b>EXPENSES</b>				
SERVICES & SUPPLIES	15,917	12,692	20,434	4,984
OTHER CHARGES	13,823	214	3,000	3,000
OTHER FINANCING USES	328,813	396,944	388,223	138,327
<b>TOTAL EXPENSES</b>	<b>358,553</b>	<b>409,850</b>	<b>411,657</b>	<b>146,311</b>
<b>NET COUNTY RETURN/(COST)</b>	<b>(\$115,702)</b>	<b>\$13,235</b>	<b>\$0</b>	<b>(\$1,500)</b>

**DESCRIPTION:**

The Victim Witness Assistance Program is designed to provide victims with information, support, and advocacy services to victims, witnesses, and their families while involved in the criminal justice system.

COUNTY OF GLENN  
 FINANCING SOURCES AND USES BY BUDGET UNIT BY OBJECT  
 GOVERNMENTAL FUNDS  
 FISCAL YEAR 2022-23

BUDGET UNIT: **04999533 CAPIT CBFRS** CHRISTINE ZOPPI  
 FUNCTION: PUBLIC ASSISTANCE HEALTH & HUMAN SERVICES  
 ACTIVITY: AID PROGRAMS AGENCY DIRECTOR

DETAIL BY REVENUE CATEGORY AND EXPENDITURE OBJECT	2020-21 ACTUAL	2021-22 ACTUAL	2022-23 RECOMMENDED BUDGET	2022-23 ADOPTED BUDGET
<b>REVENUES</b>				
USE OF MONEY & PROPERTY	\$0	\$1,713	\$0	\$0
INTERGOVERNMENTAL REVENUE	0	0	394,342	394,342
<b>TOTAL REVENUES</b>	<b>0</b>	<b>1,713</b>	<b>394,342</b>	<b>394,342</b>
<b>EXPENSES</b>				
SERVICES & SUPPLIES	41,037	10,988	86,850	86,850
OTHER FINANCING USES	2,737	2,692	307,492	307,492
<b>TOTAL EXPENSES</b>	<b>43,774</b>	<b>13,680</b>	<b>394,342</b>	<b>394,342</b>
<b>NET COUNTY RETURN/(COST)</b>	<b>(\$43,774)</b>	<b>(\$11,967)</b>	<b>\$0</b>	<b>\$0</b>

**DESCRIPTION:**

Whole Person Care (WPC) is a statewide waiver pilot program for vulnerable Medi-Cal recipients to improve health outcomes and reduce utilization of high-cost services.



COUNTY OF GLENN  
 FINANCING SOURCES AND USES BY BUDGET UNIT BY OBJECT  
 GOVERNMENTAL FUNDS  
 FISCAL YEAR 2022-23

BUDGET UNIT: **04999551 EMERGENCY SOLUTIONS GRANT** CHRISTINE ZOPPI  
 FUNCTION: PUBLIC ASSISTANCE HEALTH & HUMAN SERVICES  
 ACTIVITY: AID PROGRAMS AGENCY DIRECTOR

DETAIL BY REVENUE CATEGORY AND EXPENDITURE OBJECT	2020-21 ACTUAL	2021-22 ACTUAL	2022-23 RECOMMENDED BUDGET	2022-23 ADOPTED BUDGET
<b>REVENUES</b>				
INTERGOVERNMENTAL REVENUE	\$0	\$250,282	\$320,500	\$320,500
<b>TOTAL REVENUES</b>	<b>0</b>	<b>250,282</b>	<b>320,500</b>	<b>320,500</b>
<b>EXPENSES</b>				
SERVICES & SUPPLIES	0	231,110	300,250	300,250
OTHER CHARGES	0	51,435	15,000	15,000
OTHER FINANCING USES	0	62,332	5,250	5,250
<b>TOTAL EXPENSES</b>	<b>0</b>	<b>344,877</b>	<b>320,500</b>	<b>320,500</b>
<b>NET COUNTY RETURN/(COST)</b>	<b>\$0</b>	<b>(\$94,595)</b>	<b>\$0</b>	<b>\$0</b>

**DESCRIPTION:**

The Emergency Solutions Grants provides funding to engage homeless individuals and families, rapidly re-house them and prevent families and individuals from becoming homeless.

COUNTY OF GLENN  
 FINANCING SOURCES AND USES BY BUDGET UNIT BY OBJECT  
 GOVERNMENTAL FUNDS  
 FISCAL YEAR 2022-23

BUDGET UNIT: **04999560 ESG CGT HOMELESS PREVENTION** CHRISTINE ZOPPI  
 FUNCTION: PUBLIC ASSISTANCE HEALTH & HUMAN SERVICES  
 ACTIVITY: AID PROGRAMS AGENCY DIRECTOR

DETAIL BY REVENUE CATEGORY AND EXPENDITURE OBJECT	2020-21 ACTUAL	2021-22 ACTUAL	2022-23 RECOMMENDED BUDGET	2022-23 ADOPTED BUDGET
<b>REVENUES</b>				
INTERGOVERNMENTAL REVENUE	\$0	\$64,609	\$209,500	\$209,500
<b>TOTAL REVENUES</b>	<b>0</b>	<b>64,609</b>	<b>209,500</b>	<b>209,500</b>
<b>EXPENSES</b>				
SERVICES & SUPPLIES	49,118	21,020	84,100	84,100
OTHER CHARGES	0	17,687	75,000	75,000
OTHER FINANCING USES	2,373	19,066	50,400	50,400
<b>TOTAL EXPENSES</b>	<b>51,491</b>	<b>57,773</b>	<b>209,500</b>	<b>209,500</b>
<b>NET COUNTY RETURN/(COST)</b>	<b>(\$51,491)</b>	<b>\$6,836</b>	<b>\$0</b>	<b>\$0</b>

**DESCRIPTION:**

The Emergency Solutions Grants provides funding to engage homeless individuals and families, rapidly re-house them and prevent families and individuals from becoming homeless.

COUNTY OF GLENN  
 FINANCING SOURCES AND USES BY BUDGET UNIT BY OBJECT  
 GOVERNMENTAL FUNDS  
 FISCAL YEAR 2022-23

BUDGET UNIT: **04999561 ESG CT TRANSITIONAL HOUSING** CHRISTINE ZOPPI  
 FUNCTION: PUBLIC ASSISTANCE HEALTH & HUMAN SERVICES  
 ACTIVITY: AID PROGRAMS AGENCY DIRECTOR

DETAIL BY REVENUE CATEGORY AND EXPENDITURE OBJECT	2020-21 ACTUAL	2021-22 ACTUAL	2022-23 RECOMMENDED BUDGET	2022-23 ADOPTED BUDGET
<b>REVENUES</b>				
INTERGOVERNMENTAL REVENUE	\$0	\$0	\$15,000	\$15,000
<b>TOTAL REVENUES</b>	<b>0</b>	<b>0</b>	<b>15,000</b>	<b>15,000</b>
<b>EXPENSES</b>				
SERVICES & SUPPLIES	0	37,641	10,000	10,000
OTHER CHARGES	0	55,641	5,000	5,000
OTHER FINANCING USES	0	31,432	0	0
<b>TOTAL EXPENSES</b>	<b>0</b>	<b>124,714</b>	<b>15,000</b>	<b>15,000</b>
<b>NET COUNTY RETURN/(COST)</b>	<b>\$0</b>	<b>(\$124,714)</b>	<b>\$0</b>	<b>\$0</b>

**DESCRIPTION:**

The Emergency Solutions Grants provides funding to engage homeless individuals and families, rapidly re-house them and prevent families and individuals from becoming homeless.

COUNTY OF GLENN  
 FINANCING SOURCES AND USES BY BUDGET UNIT BY OBJECT  
 GOVERNMENTAL FUNDS  
 FISCAL YEAR 2022-23

BUDGET UNIT: **04999565 EMERGENCY SOLUTIONS GRANT** CHRISTINE ZOPPI  
 FUNCTION: PUBLIC ASSISTANCE HEALTH & HUMAN SERVICES  
 ACTIVITY: AID PROGRAMS AGENCY DIRECTOR

DETAIL BY REVENUE CATEGORY AND EXPENDITURE OBJECT	2020-21 ACTUAL	2021-22 ACTUAL	2022-23 RECOMMENDED BUDGET	2022-23 ADOPTED BUDGET
<b>REVENUES</b>				
INTERGOVERNMENTAL REVENUE	\$76,776	\$16,059	\$0	\$0
<b>TOTAL REVENUES</b>	<b>76,776</b>	<b>16,059</b>	<b>0</b>	<b>0</b>
<b>EXPENSES</b>				
SERVICES & SUPPLIES	63,854	0	0	0
OTHER FINANCING USES	10,489	0	0	0
<b>TOTAL EXPENSES</b>	<b>74,343</b>	<b>0</b>	<b>0</b>	<b>0</b>
<b>NET COUNTY RETURN/(COST)</b>	<b>\$2,433</b>	<b>\$16,059</b>	<b>\$0</b>	<b>\$0</b>

**DESCRIPTION:**

The Emergency Solutions Grants provides funding to engage homeless individuals and families, rapidly re-house them and prevent families and individuals from becoming homeless.

COUNTY OF GLENN  
 FINANCING SOURCES AND USES BY BUDGET UNIT BY OBJECT  
 GOVERNMENTAL FUNDS  
 FISCAL YEAR 2022-23

BUDGET UNIT: **04999605 LIHEAP WEATHERIZATION 2022** CHRISTINE ZOPPI  
 FUNCTION: PUBLIC ASSISTANCE HEALTH & HUMAN SERVICES  
 ACTIVITY: AID PROGRAMS AGENCY DIRECTOR

DETAIL BY REVENUE CATEGORY AND EXPENDITURE OBJECT	2020-21 ACTUAL	2021-22 ACTUAL	2022-23 RECOMMENDED BUDGET	2022-23 ADOPTED BUDGET
<b>REVENUES</b>				
INTERGOVERNMENTAL REVENUE	\$0	\$0	\$134,305	\$134,305
<b>TOTAL REVENUES</b>	<b>0</b>	<b>0</b>	<b>134,305</b>	<b>134,305</b>
<b>EXPENSES</b>				
SERVICES & SUPPLIES	0	1,165	71,378	71,378
OTHER FINANCING USES	0	0	62,927	62,927
<b>TOTAL EXPENSES</b>	<b>0</b>	<b>1,165</b>	<b>134,305</b>	<b>134,305</b>
<b>NET COUNTY RETURN/(COST)</b>	<b>\$0</b>	<b>(\$1,165)</b>	<b>\$0</b>	<b>\$0</b>

**DESCRIPTION:**

The Low Income Home Energy Assistance Program (LIHEAP) 2017-2019 helps keep families safe and health through initiatives that assist families with energy costs. Funds provide assistance in managing costs associated with home energy bills, energy crises and weatherization and energy-related minor home repairs.

COUNTY OF GLENN  
 FINANCING SOURCES AND USES BY BUDGET UNIT BY OBJECT  
 GOVERNMENTAL FUNDS  
 FISCAL YEAR 2022-23

BUDGET UNIT: **04999608 LIHEAP WEATHERIZATION 2023** CHRISTINE ZOPPI  
 FUNCTION: PUBLIC ASSISTANCE HEALTH & HUMAN SERVICES  
 ACTIVITY: AID PROGRAMS AGENCY DIRECTOR

DETAIL BY REVENUE CATEGORY AND EXPENDITURE OBJECT	2020-21 ACTUAL	2021-22 ACTUAL	2022-23 RECOMMENDED BUDGET	2022-23 ADOPTED BUDGET
<b>REVENUES</b>				
INTERGOVERNMENTAL REVENUE	\$0	\$0	\$84,625	\$84,625
<b>TOTAL REVENUES</b>	<b>0</b>	<b>0</b>	<b>84,625</b>	<b>84,625</b>
<b>EXPENSES</b>				
SERVICES & SUPPLIES	0	0	43,000	43,000
OTHER FINANCING USES	0	0	41,625	41,625
<b>TOTAL EXPENSES</b>	<b>0</b>	<b>0</b>	<b>84,625</b>	<b>84,625</b>
<b>NET COUNTY RETURN/(COST)</b>	<b>\$0</b>	<b>\$0</b>	<b>\$0</b>	<b>\$0</b>

**DESCRIPTION:**

The Low Income Home Energy Assistance Program (LIHEAP) 2017-2019 helps keep families safe and health through initiatives that assist families with energy costs. Funds provide assistance in managing costs associated with home energy bills, energy crises and weatherization and energy-related minor home repairs.

COUNTY OF GLENN  
 FINANCING SOURCES AND USES BY BUDGET UNIT BY OBJECT  
 GOVERNMENTAL FUNDS  
 FISCAL YEAR 2022-23

BUDGET UNIT: **04999610 DOE** CHRISTINE ZOPPI  
 FUNCTION: PUBLIC ASSISTANCE HEALTH & HUMAN SERVICES  
 ACTIVITY: AID PROGRAMS AGENCY DIRECTOR

DETAIL BY REVENUE CATEGORY AND EXPENDITURE OBJECT	2020-21 ACTUAL	2021-22 ACTUAL	2022-23 RECOMMENDED BUDGET	2022-23 ADOPTED BUDGET
<b>REVENUES</b>				
INTERGOVERNMENTAL REVENUE	\$0	\$16,744	\$85,000	\$85,000
<b>TOTAL REVENUES</b>	<b>0</b>	<b>16,744</b>	<b>85,000</b>	<b>85,000</b>
<b>EXPENSES</b>				
SERVICES & SUPPLIES	0	4,966	37,189	37,189
OTHER FINANCING USES	0	41,792	47,811	47,811
<b>TOTAL EXPENSES</b>	<b>0</b>	<b>46,758</b>	<b>85,000</b>	<b>85,000</b>
<b>NET COUNTY RETURN/(COST)</b>	<b>\$0</b>	<b>(\$30,014)</b>	<b>\$0</b>	<b>\$0</b>

**DESCRIPTION:**

The Department of Energy (DOE) Weatherization Assistance Program (WAP) provides eligible low-income households in Colusa, Glenn and Trinity counties with services designed to improve the energy efficiency of their home, thereby reducing energy usage and costs. This program also offers some health and safety weatherization measures, as well as education on basic energy efficiency practices and the proper use and maintenance the measures installed.

COUNTY OF GLENN  
 FINANCING SOURCES AND USES BY BUDGET UNIT BY OBJECT  
 GOVERNMENTAL FUNDS  
 FISCAL YEAR 2022-23

BUDGET UNIT: **04999615 CAD DOE 2017** CHRISTINE ZOPPI  
 FUNCTION: PUBLIC ASSISTANCE HEALTH & HUMAN SERVICES  
 ACTIVITY: AID PROGRAMS AGENCY DIRECTOR

DETAIL BY REVENUE CATEGORY AND EXPENDITURE OBJECT	2020-21 ACTUAL	2021-22 ACTUAL	2022-23 RECOMMENDED BUDGET	2022-23 ADOPTED BUDGET
<b>REVENUES</b>				
INTERGOVERNMENTAL REVENUE	\$15,581	\$0	\$0	\$0
<b>TOTAL REVENUES</b>	<b>15,581</b>	<b>0</b>	<b>0</b>	<b>0</b>
<b>EXPENSES</b>				
SERVICES & SUPPLIES	1,165	0	0	0
OTHER FINANCING USES	(209)	0	0	0
<b>TOTAL EXPENSES</b>	<b>956</b>	<b>0</b>	<b>0</b>	<b>0</b>
<b>NET COUNTY RETURN/(COST)</b>	<b>\$14,625</b>	<b>\$0</b>	<b>\$0</b>	<b>\$0</b>

**DESCRIPTION:**

The Department of Energy (DOE) Weatherization Assistance Program (WAP) provides eligible low-income households in Colusa, Glenn and Trinity counties with services designed to improve the energy efficiency of their home, thereby reducing energy usage and costs. This program also offers some health and safety weatherization measures, as well as education on basic energy efficiency practices and the proper use and maintenance the measures installed.



COUNTY OF GLENN  
 FINANCING SOURCES AND USES BY BUDGET UNIT BY OBJECT  
 GOVERNMENTAL FUNDS  
 FISCAL YEAR 2022-23

BUDGET UNIT: **04999621 LIHEAP HEAP OUTREACH WPO** CHRISTINE ZOPPI  
 FUNCTION: PUBLIC ASSISTANCE HEALTH & HUMAN SERVICES  
 ACTIVITY: AID PROGRAMS AGENCY DIRECTOR

DETAIL BY REVENUE CATEGORY AND EXPENDITURE OBJECT	2020-21 ACTUAL	2021-22 ACTUAL	2022-23 RECOMMENDED BUDGET	2022-23 ADOPTED BUDGET
<b>REVENUES</b>				
INTERGOVERNMENTAL REVENUE	\$0	\$0	\$277,217	\$277,217
<b>TOTAL REVENUES</b>	<b>0</b>	<b>0</b>	<b>277,217</b>	<b>277,217</b>
<b>EXPENSES</b>				
SERVICES & SUPPLIES	0	0	54,928	54,928
OTHER CHARGES	0	9,200	42,000	42,000
OTHER FINANCING USES	0	0	180,289	180,289
<b>TOTAL EXPENSES</b>	<b>0</b>	<b>9,200</b>	<b>277,217</b>	<b>277,217</b>
<b>NET COUNTY RETURN/(COST)</b>	<b>\$0</b>	<b>(\$9,200)</b>	<b>\$0</b>	<b>\$0</b>

**DESCRIPTION:**

The Low Income Home Energy Assistance Program (LIHEAP) 2017-2019 helps keep families safe and health through initiatives that assist families with energy costs. Funds provide assistance in managing costs associated with home energy bills, energy crises and weatherization and energy-related minor home repairs.

COUNTY OF GLENN  
 FINANCING SOURCES AND USES BY BUDGET UNIT BY OBJECT  
 GOVERNMENTAL FUNDS  
 FISCAL YEAR 2022-23

BUDGET UNIT: **04999622 LIHEAP ECIP ADM/WPO** CHRISTINE ZOPPI  
 FUNCTION: PUBLIC ASSISTANCE HEALTH & HUMAN SERVICES  
 ACTIVITY: AID PROGRAMS AGENCY DIRECTOR

DETAIL BY REVENUE CATEGORY AND EXPENDITURE OBJECT	2020-21 ACTUAL	2021-22 ACTUAL	2022-23 RECOMMENDED BUDGET	2022-23 ADOPTED BUDGET
<b>REVENUES</b>				
INTERGOVERNMENTAL REVENUE	\$0	\$0	\$206,632	\$206,632
<b>TOTAL REVENUES</b>	<b>0</b>	<b>0</b>	<b>206,632</b>	<b>206,632</b>
<b>EXPENSES</b>				
SERVICES & SUPPLIES	0	0	43,000	43,000
OTHER CHARGES	0	0	48,000	48,000
OTHER FINANCING USES	0	0	115,632	115,632
<b>TOTAL EXPENSES</b>	<b>0</b>	<b>0</b>	<b>206,632</b>	<b>206,632</b>
<b>NET COUNTY RETURN/(COST)</b>	<b>\$0</b>	<b>\$0</b>	<b>\$0</b>	<b>\$0</b>

**DESCRIPTION:**

The Low Income Home Energy Assistance Program (LIHEAP) 2017-2019 helps keep families safe and health through initiatives that assist families with energy costs. Funds provide assistance in managing costs associated with home energy bills, energy crises and weatherization and energy-related minor home repairs.

COUNTY OF GLENN  
 FINANCING SOURCES AND USES BY BUDGET UNIT BY OBJECT  
 GOVERNMENTAL FUNDS  
 FISCAL YEAR 2022-23

BUDGET UNIT: **04999638 LIHEAP OUTREACH** CHRISTINE ZOPPI  
 FUNCTION: PUBLIC ASSISTANCE HEALTH & HUMAN SERVICES  
 ACTIVITY: AID PROGRAMS AGENCY DIRECTOR

DETAIL BY REVENUE CATEGORY AND EXPENDITURE OBJECT	2020-21 ACTUAL	2021-22 ACTUAL	2022-23 RECOMMENDED BUDGET	2022-23 ADOPTED BUDGET
<b>REVENUES</b>				
INTERGOVERNMENTAL REVENUE	\$0	\$0	\$0	\$79,528
<b>TOTAL REVENUES</b>	<b>0</b>	<b>0</b>	<b>0</b>	<b>79,528</b>
<b>EXPENSES</b>				
SERVICES & SUPPLIES	0	0	0	5,156
OTHER CHARGES	0	0	0	6,000
OTHER FINANCING USES	0	0	0	68,372
<b>TOTAL EXPENSES</b>	<b>0</b>	<b>0</b>	<b>0</b>	<b>79,528</b>
<b>NET COUNTY RETURN/(COST)</b>	<b>\$0</b>	<b>\$0</b>	<b>\$0</b>	<b>\$0</b>

**DESCRIPTION:**

The Low Income Home Energy Assistance Program (LIHEAP) 2017-2019 helps keep families safe and health through initiatives that assist families with energy costs. Funds provide assistance in managing costs associated with home energy bills, energy crises and weatherization and energy-related minor home repairs.

COUNTY OF GLENN  
 FINANCING SOURCES AND USES BY BUDGET UNIT BY OBJECT  
 GOVERNMENTAL FUNDS  
 FISCAL YEAR 2022-23

BUDGET UNIT: **04999641 LIHEAP EHA 15** CHRISTINE ZOPPI  
 FUNCTION: PUBLIC ASSISTANCE HEALTH & HUMAN SERVICES  
 ACTIVITY: AID PROGRAMS AGENCY DIRECTOR

DETAIL BY REVENUE CATEGORY AND EXPENDITURE OBJECT	2020-21 ACTUAL	2021-22 ACTUAL	2022-23 RECOMMENDED BUDGET	2022-23 ADOPTED BUDGET
<b>REVENUES</b>				
INTERGOVERNMENTAL REVENUE	\$0	\$34,118	\$199,000	\$199,000
<b>TOTAL REVENUES</b>	<b>0</b>	<b>34,118</b>	<b>199,000</b>	<b>199,000</b>
<b>EXPENSES</b>				
SERVICES & SUPPLIES	(2,627)	28,441	91,660	91,660
OTHER FINANCING USES	491	87,863	107,340	107,340
<b>TOTAL EXPENSES</b>	<b>(2,136)</b>	<b>116,304</b>	<b>199,000</b>	<b>199,000</b>
<b>NET COUNTY RETURN/(COST)</b>	<b>\$2,136</b>	<b>(\$82,186)</b>	<b>\$0</b>	<b>\$0</b>

**DESCRIPTION:**

The Low Income Home Energy Assistance Program (LIHEAP) 2017-2019 helps keep families safe and health through initiatives that assist families with energy costs. Funds provide assistance in managing costs associated with home energy bills, energy crises and weatherization and energy-related minor home repairs.

COUNTY OF GLENN  
 FINANCING SOURCES AND USES BY BUDGET UNIT BY OBJECT  
 GOVERNMENTAL FUNDS  
 FISCAL YEAR 2022-23

BUDGET UNIT: **04999642 LIHEAP EHA 16** CHRISTINE ZOPPI  
 FUNCTION: PUBLIC ASSISTANCE HEALTH & HUMAN SERVICES  
 ACTIVITY: AID PROGRAMS AGENCY DIRECTOR

DETAIL BY REVENUE CATEGORY AND EXPENDITURE OBJECT	2020-21 ACTUAL	2021-22 ACTUAL	2022-23 RECOMMENDED BUDGET	2022-23 ADOPTED BUDGET
<b>REVENUES</b>				
INTERGOVERNMENTAL REVENUE	\$0	\$211,328	\$141,305	\$141,305
<b>TOTAL REVENUES</b>	<b>0</b>	<b>211,328</b>	<b>141,305</b>	<b>141,305</b>
<b>EXPENSES</b>				
SERVICES & SUPPLIES	26,667	58,808	42,600	42,600
OTHER CHARGES	0	29,200	12,000	12,000
OTHER FINANCING USES	23,797	175,831	86,705	86,705
<b>TOTAL EXPENSES</b>	<b>50,464</b>	<b>263,839</b>	<b>141,305</b>	<b>141,305</b>
<b>NET COUNTY RETURN/(COST)</b>	<b>(\$50,464)</b>	<b>(\$52,511)</b>	<b>\$0</b>	<b>\$0</b>

**DESCRIPTION:**

The Low Income Home Energy Assistance Program (LIHEAP) 2017-2019 helps keep families safe and health through initiatives that assist families with energy costs. Funds provide assistance in managing costs associated with home energy bills, energy crises and weatherization and energy-related minor home repairs.

COUNTY OF GLENN  
 FINANCING SOURCES AND USES BY BUDGET UNIT BY OBJECT  
 GOVERNMENTAL FUNDS  
 FISCAL YEAR 2022-23

BUDGET UNIT: **04999645 LIHEAP EHA 19** CHRISTINE ZOPPI  
 FUNCTION: PUBLIC ASSISTANCE HEALTH & HUMAN SERVICES  
 ACTIVITY: AID PROGRAMS AGENCY DIRECTOR

DETAIL BY REVENUE CATEGORY AND EXPENDITURE OBJECT	2020-21 ACTUAL	2021-22 ACTUAL	2022-23 RECOMMENDED BUDGET	2022-23 ADOPTED BUDGET
<b>REVENUES</b>				
INTERGOVERNMENTAL REVENUE	\$2,615	\$0	\$0	\$0
<b>TOTAL REVENUES</b>	<b>2,615</b>	<b>0</b>	<b>0</b>	<b>0</b>
<b>EXPENSES</b>				
SERVICES & SUPPLIES	0	0	0	0
OTHER FINANCING USES	0	0	0	0
<b>TOTAL EXPENSES</b>	<b>0</b>	<b>0</b>	<b>0</b>	<b>0</b>
<b>NET COUNTY RETURN/(COST)</b>	<b>\$2,615</b>	<b>\$0</b>	<b>\$0</b>	<b>\$0</b>

**DESCRIPTION:**

The Low Income Home Energy Assistance Program (LIHEAP) 2017-2019 helps keep families safe and health through initiatives that assist families with energy costs. Funds provide assistance in managing costs associated with home energy bills, energy crises and weatherization and energy-related minor home repairs.

COUNTY OF GLENN  
 FINANCING SOURCES AND USES BY BUDGET UNIT BY OBJECT  
 GOVERNMENTAL FUNDS  
 FISCAL YEAR 2022-23

BUDGET UNIT: **04999646 LIHEAP WX 20** CHRISTINE ZOPPI  
 FUNCTION: PUBLIC ASSISTANCE HEALTH & HUMAN SERVICES  
 ACTIVITY: AID PROGRAMS AGENCY DIRECTOR

DETAIL BY REVENUE CATEGORY AND EXPENDITURE OBJECT	2020-21 ACTUAL	2021-22 ACTUAL	2022-23 RECOMMENDED BUDGET	2022-23 ADOPTED BUDGET
<b>REVENUES</b>				
INTERGOVERNMENTAL REVENUE	\$53,285	\$105,560	\$10,000	\$10,000
<b>TOTAL REVENUES</b>	<b>53,285</b>	<b>105,560</b>	<b>10,000</b>	<b>10,000</b>
<b>EXPENSES</b>				
SERVICES & SUPPLIES	33,250	(16,096)	10,000	10,000
OTHER FINANCING USES	87,889	29,490	0	0
<b>TOTAL EXPENSES</b>	<b>121,139</b>	<b>13,394</b>	<b>10,000</b>	<b>10,000</b>
<b>NET COUNTY RETURN/(COST)</b>	<b>(\$67,854)</b>	<b>\$92,166</b>	<b>\$0</b>	<b>\$0</b>

**DESCRIPTION:**

The Low Income Home Energy Assistance Program (LIHEAP) 2017-2019 helps keep families safe and health through initiatives that assist families with energy costs. Funds provide assistance in managing costs associated with home energy bills, energy crises and weatherization and energy-related minor home repairs.

COUNTY OF GLENN  
 FINANCING SOURCES AND USES BY BUDGET UNIT BY OBJECT  
 GOVERNMENTAL FUNDS  
 FISCAL YEAR 2022-23

BUDGET UNIT: **04999647 LIHEAP EHA 20** CHRISTINE ZOPPI  
 FUNCTION: PUBLIC ASSISTANCE HEALTH & HUMAN SERVICES  
 ACTIVITY: AID PROGRAMS AGENCY DIRECTOR

DETAIL BY REVENUE CATEGORY AND EXPENDITURE OBJECT	2020-21 ACTUAL	2021-22 ACTUAL	2022-23 RECOMMENDED BUDGET	2022-23 ADOPTED BUDGET
<b>REVENUES</b>				
INTERGOVERNMENTAL REVENUE	\$229,558	\$19,874	\$0	\$0
<b>TOTAL REVENUES</b>	<b>229,558</b>	<b>19,874</b>	<b>0</b>	<b>0</b>
<b>EXPENSES</b>				
SERVICES & SUPPLIES	49,738	(1,533)	0	0
OTHE CHARGES	0	0	0	0
OTHER FINANCING USES	102,914	1,553	0	0
<b>TOTAL EXPENSES</b>	<b>152,652</b>	<b>20</b>	<b>0</b>	<b>0</b>
<b>NET COUNTY RETURN/(COST)</b>	<b>\$76,906</b>	<b>\$19,854</b>	<b>\$0</b>	<b>\$0</b>

**DESCRIPTION:**

The Low Income Home Energy Assistance Program (LIHEAP) 2017-2019 helps keep families safe and health through initiatives that assist families with energy costs. Funds provide assistance in managing costs associated with home energy bills, energy crises and weatherization and energy-related minor home repairs.



COUNTY OF GLENN  
 FINANCING SOURCES AND USES BY BUDGET UNIT BY OBJECT  
 GOVERNMENTAL FUNDS  
 FISCAL YEAR 2022-23

BUDGET UNIT: **04999656 LIHEAP ARPA - LOW INCOME HEAP** CHRISTINE ZOPPI  
 FUNCTION: PUBLIC ASSISTANCE HEALTH & HUMAN SERVICES  
 ACTIVITY: AID PROGRAMS AGENCY DIRECTOR

DETAIL BY REVENUE CATEGORY AND EXPENDITURE OBJECT	2020-21 ACTUAL	2021-22 ACTUAL	2022-23 RECOMMENDED BUDGET	2022-23 ADOPTED BUDGET
<b>REVENUES</b>				
INTERGOVERNMENTAL REVENUE	\$0	\$8,557	\$153,000	\$153,000
<b>TOTAL REVENUES</b>	<b>0</b>	<b>8,557</b>	<b>153,000</b>	<b>153,000</b>
<b>EXPENSES</b>				
SERVICES & SUPPLIES	0	9,749	23,800	23,800
OTHE CHARGES	0	26,110	30,000	30,000
OTHER FINANCING USES	0	48,123	99,200	99,200
<b>TOTAL EXPENSES</b>	<b>0</b>	<b>83,982</b>	<b>153,000</b>	<b>153,000</b>
<b>NET COUNTY RETURN/(COST)</b>	<b>\$0</b>	<b>(\$75,425)</b>	<b>\$0</b>	<b>\$0</b>

**DESCRIPTION:**

The Low Income Home Energy Assistance Program (LIHEAP) 2017-2019 helps keep families safe and health through initiatives that assist families with energy costs. Funds provide assistance in managing costs associated with home energy bills, energy crises and weatherization and energy-related minor home repairs.

COUNTY OF GLENN  
 FINANCING SOURCES AND USES BY BUDGET UNIT BY OBJECT  
 GOVERNMENTAL FUNDS  
 FISCAL YEAR 2022-23

BUDGET UNIT: **04999661 HOME** CHRISTINE ZOPPI  
 FUNCTION: PUBLIC ASSISTANCE HEALTH & HUMAN SERVICES  
 ACTIVITY: AID PROGRAMS AGENCY DIRECTOR

DETAIL BY REVENUE CATEGORY AND EXPENDITURE OBJECT	2020-21 ACTUAL	2021-22 ACTUAL	2022-23 RECOMMENDED BUDGET	2022-23 ADOPTED BUDGET
<b>REVENUES</b>				
INTERGOVERNMENTAL REVENUE	\$0	\$0	\$271,600	\$271,600
<b>TOTAL REVENUES</b>	<b>0</b>	<b>0</b>	<b>271,600</b>	<b>271,600</b>
<b>EXPENSES</b>				
SERVICES & SUPPLIES	0	0	1,000	1,000
OTHER CHARGES	0	0	249,000	249,000
OTHER FINANCING USES	0	0	21,600	21,600
<b>TOTAL EXPENSES</b>	<b>0</b>	<b>0</b>	<b>271,600</b>	<b>271,600</b>
<b>NET COUNTY RETURN/(COST)</b>	<b>\$0</b>	<b>\$0</b>	<b>\$0</b>	<b>\$0</b>

**DESCRIPTION:**

Home Investment Partnerships Program (HOME) helps low-income individuals and families with tenant based rental assistance (TBRA). The assistance starts off near 100% and tapers off to help clients become self-sufficient over time.

COUNTY OF GLENN  
 FINANCING SOURCES AND USES BY BUDGET UNIT BY OBJECT  
 GOVERNMENTAL FUNDS  
 FISCAL YEAR 2022-23

BUDGET UNIT: **04999667 LIHEAP CARES ACT 20-21** CHRISTINE ZOPPI  
 FUNCTION: PUBLIC ASSISTANCE HEALTH & HUMAN SERVICES  
 ACTIVITY: AID PROGRAMS AGENCY DIRECTOR

DETAIL BY REVENUE CATEGORY AND EXPENDITURE OBJECT	2020-21 ACTUAL	2021-22 ACTUAL	2022-23 RECOMMENDED BUDGET	2022-23 ADOPTED BUDGET
<b>REVENUES</b>				
INTERGOVERNMENTAL REVENUE	\$78,940	\$21,989	\$0	\$0
<b>TOTAL REVENUES</b>	<b>78,940</b>	<b>21,989</b>	<b>0</b>	<b>0</b>
<b>EXPENSES</b>				
SERVICES & SUPPLIES	46,439	0	0	0
OTHER CHARGES	0	0	0	0
OTHER FINANCING USES	38,896	19,794	0	0
<b>TOTAL EXPENSES</b>	<b>85,335</b>	<b>19,794</b>	<b>0</b>	<b>0</b>
<b>NET COUNTY RETURN/(COST)</b>	<b>(\$6,395)</b>	<b>\$2,195</b>	<b>\$0</b>	<b>\$0</b>

**DESCRIPTION:**

The Low Income Home Energy Assistance Program (LIHEAP) 2017-2019 helps keep families safe and health through initiatives that assist families with energy costs. Funds provide assistance in managing costs associated with home energy bills, energy crises and weatherization and energy-related minor home repairs.

COUNTY OF GLENN  
 FINANCING SOURCES AND USES BY BUDGET UNIT BY OBJECT  
 GOVERNMENTAL FUNDS  
 FISCAL YEAR 2022-23

BUDGET UNIT: **04999710 CDBG REUSE** CHRISTINE ZOPPI  
 FUNCTION: PUBLIC ASSISTANCE HEALTH & HUMAN SERVICES  
 ACTIVITY: AID PROGRAMS AGENCY DIRECTOR

DETAIL BY REVENUE CATEGORY AND EXPENDITURE OBJECT	2020-21 ACTUAL	2021-22 ACTUAL	2022-23 RECOMMENDED BUDGET	2022-23 ADOPTED BUDGET
<b>REVENUES</b>				
CHARGES FOR CURRENT SERVICES	\$0	\$0	\$87,548	\$87,548
<b>TOTAL REVENUES</b>	<b>0</b>	<b>0</b>	<b>87,548</b>	<b>87,548</b>
<b>EXPENSES</b>				
SERVICES & SUPPLIES	0	0	8,678	8,678
OTHER CHARGES	0	0	66,870	66,870
OTHER FINANCING USES	0	0	12,000	12,000
<b>TOTAL EXPENSES</b>	<b>0</b>	<b>0</b>	<b>87,548</b>	<b>87,548</b>
<b>NET COUNTY RETURN/(COST)</b>	<b>\$0</b>	<b>\$0</b>	<b>\$0</b>	<b>\$0</b>

**DESCRIPTION:**

CDBG Reuse Glenn County CDBG/HOME Re-Use Committee is designed to identify potential CDBG funds within the County's control; and make recommendation on any necessary modification in CDBG recapturing activities; and on County procedures for planning, proposing and authorizing future CDBG applications and reuse activities. HOME activities for reusing program income include Tenant Based Rental Assistance (TBRA) which provides short to medium term rental assistance for low-income and vulnerable populations.

COUNTY OF GLENN  
 FINANCING SOURCES AND USES BY BUDGET UNIT BY OBJECT  
 GOVERNMENTAL FUNDS  
 FISCAL YEAR 2022-23

BUDGET UNIT: **04999820 CSBG** CHRISTINE ZOPPI  
 FUNCTION: PUBLIC ASSISTANCE HEALTH & HUMAN SERVICES  
 ACTIVITY: AID PROGRAMS AGENCY DIRECTOR

DETAIL BY REVENUE CATEGORY AND EXPENDITURE OBJECT	2020-21 ACTUAL	2021-22 ACTUAL	2022-23 RECOMMENDED BUDGET	2022-23 ADOPTED BUDGET
<b>REVENUES</b>				
INTERGOVERNMENTAL REVENUE	\$0	\$102,738	\$199,187	\$199,187
<b>TOTAL REVENUES</b>	<b>0</b>	<b>102,738</b>	<b>199,187</b>	<b>199,187</b>
<b>EXPENSES</b>				
SERVICES & SUPPLIES	0	4,368	43,232	43,232
OTHER CHARGES	0	3,074	7,000	7,000
OTHER FINANCING USES	0	71,234	148,955	148,955
<b>TOTAL EXPENSES</b>	<b>0</b>	<b>78,676</b>	<b>199,187</b>	<b>199,187</b>
<b>NET COUNTY RETURN/(COST)</b>	<b>\$0</b>	<b>\$24,062</b>	<b>\$0</b>	<b>\$0</b>

**DESCRIPTION:**

Community Services Block Grant (CSBG) funding supports projects that lessen poverty in communities, address the needs of low-income individuals including the homeless, migrants and the elderly, and provides services and activities addressing employment, education, better use of available income, housing, nutrition, emergency services and/or health.

COUNTY OF GLENN  
 FINANCING SOURCES AND USES BY BUDGET UNIT BY OBJECT  
 GOVERNMENTAL FUNDS  
 FISCAL YEAR 2022-23

DETAIL BY REVENUE CATEGORY AND EXPENDITURE OBJECT	2020-21 ACTUAL	2021-22 ACTUAL	2022-23 RECOMMENDED BUDGET	2022-23 ADOPTED BUDGET
<b>BUDGET UNIT: 04999821 CSBG</b>				
<b>FUNCTION: PUBLIC ASSISTANCE</b>				
<b>ACTIVITY: AID PROGRAMS</b>				
<b>CHRISTINE ZOPPI</b>				
<b>HEALTH &amp; HUMAN SERVICES</b>				
<b>AGENCY DIRECTOR</b>				
REVENUES				
INTERGOVERNMENTAL REVENUE	\$0	\$0	\$168,560	\$168,560
TOTAL REVENUES	0	0	168,560	168,560
EXPENSES				
SERVICES & SUPPLIES	0	0	45,862	45,862
OTHER CHARGES	0	0	7,500	7,500
OTHER FINANCING USES	0	0	115,198	115,198
TOTAL EXPENSES	0	0	168,560	168,560
NET COUNTY RETURN/(COST)	\$0	\$0	\$0	\$0

**DESCRIPTION:**

Community Services Block Grant (CSBG) funding supports projects that lessen poverty in communities, address the needs of low-income individuals including the homeless, migrants and the elderly, and provides services and activities addressing employment, education, better use of available income, housing, nutrition, emergency services and/or health.

COUNTY OF GLENN  
 FINANCING SOURCES AND USES BY BUDGET UNIT BY OBJECT  
 GOVERNMENTAL FUNDS  
 FISCAL YEAR 2022-23

BUDGET UNIT: **04999827 CSBG** CHRISTINE ZOPPI  
 FUNCTION: PUBLIC ASSISTANCE HEALTH & HUMAN SERVICES  
 ACTIVITY: AID PROGRAMS AGENCY DIRECTOR

DETAIL BY REVENUE CATEGORY AND EXPENDITURE OBJECT	2020-21 ACTUAL	2021-22 ACTUAL	2022-23 RECOMMENDED BUDGET	2022-23 ADOPTED BUDGET
<b>REVENUES</b>				
USE OF MONEY & PROPERTY	\$0	\$32	\$0	\$0
INTERGOVERNMENTAL REVENUE	147,915	228,952	125,000	125,000
<b>TOTAL REVENUES</b>	<b>147,915</b>	<b>228,984</b>	<b>125,000</b>	<b>125,000</b>
<b>EXPENSES</b>				
SERVICES & SUPPLIES	69,145	116,422	100,975	100,975
OTHER CHARGES	0	29,411	4,000	4,000
OTHER FINANCING USES	44,264	84,551	20,025	20,025
<b>TOTAL EXPENSES</b>	<b>113,409</b>	<b>230,384</b>	<b>125,000</b>	<b>125,000</b>
<b>NET COUNTY RETURN/(COST)</b>	<b>\$34,506</b>	<b>(\$1,400)</b>	<b>\$0</b>	<b>\$0</b>

**DESCRIPTION:**

Community Services Block Grant (CSBG) funding supports projects that lessen poverty in communities, address the needs of low-income individuals including the homeless, migrants and the elderly, and provides services and activities addressing employment, education, better use of available income, housing, nutrition, emergency services and/or health.

COUNTY OF GLENN  
 FINANCING SOURCES AND USES BY BUDGET UNIT BY OBJECT  
 GOVERNMENTAL FUNDS  
 FISCAL YEAR 2022-23

BUDGET UNIT: **04999828 CSBG** CHRISTINE ZOPPI  
 FUNCTION: PUBLIC ASSISTANCE HEALTH & HUMAN SERVICES  
 ACTIVITY: AID PROGRAMS AGENCY DIRECTOR

DETAIL BY REVENUE CATEGORY AND EXPENDITURE OBJECT	2020-21 ACTUAL	2021-22 ACTUAL	2022-23 RECOMMENDED BUDGET	2022-23 ADOPTED BUDGET
<b>REVENUES</b>				
USE OF MONEY & PROPERTY	\$0	\$108		
INTERGOVERNMENTAL REVENUE	107,890	185,300	\$0	\$0
<b>TOTAL REVENUES</b>	<b>107,890</b>	<b>185,408</b>	<b>0</b>	<b>0</b>
<b>EXPENSES</b>				
SERVICES & SUPPLIES	22,071	33,594		
OTHER CHARGES	0	4,194	0	0
OTHER FINANCING USES	67,398	172,995	0	0
<b>TOTAL EXPENSES</b>	<b>89,469</b>	<b>210,783</b>	<b>0</b>	<b>0</b>
<b>NET COUNTY RETURN/(COST)</b>	<b>\$18,421</b>	<b>(\$25,375)</b>	<b>\$0</b>	<b>\$0</b>

**DESCRIPTION:**

Community Services Block Grant (CSBG) funding supports projects that lessen poverty in communities, address the needs of low-income individuals including the homeless, migrants and the elderly, and provides services and activities addressing employment, education, better use of available income, housing, nutrition, emergency services and/or health.



COUNTY OF GLENN  
 FINANCING SOURCES AND USES BY BUDGET UNIT BY OBJECT  
 GOVERNMENTAL FUNDS  
 FISCAL YEAR 2022-23

BUDGET UNIT: **04999836 CSBG 2020** CHRISTINE ZOPPI  
 FUNCTION: PUBLIC ASSISTANCE HEALTH & HUMAN SERVICES  
 ACTIVITY: AID PROGRAMS AGENCY DIRECTOR

DETAIL BY REVENUE CATEGORY AND EXPENDITURE OBJECT	2020-21 ACTUAL	2021-22 ACTUAL	2022-23 RECOMMENDED BUDGET	2022-23 ADOPTED BUDGET
<b>REVENUES</b>				
USE OF MONEY & PROPERTY	\$238	\$0	\$0	\$0
INTERGOVERNMENTAL REVENUE	132,549	0	0	0
<b>TOTAL REVENUES</b>	<b>132,787</b>	<b>0</b>	<b>0</b>	<b>0</b>
<b>EXPENSES</b>				
SERVICES & SUPPLIES	30,397	0	0	0
OTHER CHARGES	0	0	0	0
OTHER FINANCING USES	145,795	0	0	0
<b>TOTAL EXPENSES</b>	<b>176,192</b>	<b>0</b>	<b>0</b>	<b>0</b>
<b>NET COUNTY RETURN/(COST)</b>	<b>(\$43,405)</b>	<b>\$0</b>	<b>\$0</b>	<b>\$0</b>

**DESCRIPTION:**

Community Services Block Grant (CSBG) 2020 funding supports projects that lessen poverty in communities, address the needs of low-income individuals including the homeless, migrants and the elderly, and provides services and activities addressing employment, education, better use of available income, housing, nutrition, emergency services and/or health.

COUNTY OF GLENN  
 FINANCING SOURCES AND USES BY BUDGET UNIT BY OBJECT  
 GOVERNMENTAL FUNDS  
 FISCAL YEAR 2022-23

BUDGET UNIT: **04999837 CSBG DISCRETIONARY** CHRISTINE ZOPPI  
 FUNCTION: PUBLIC ASSISTANCE HEALTH & HUMAN SERVICES  
 ACTIVITY: AID PROGRAMS AGENCY DIRECTOR

DETAIL BY REVENUE CATEGORY AND EXPENDITURE OBJECT	2020-21 ACTUAL	2021-22 ACTUAL	2022-23	2022-23
			RECOMMENDED BUDGET	ADOPTED BUDGET
<b>REVENUES</b>				
INTERGOVERNMENTAL REVENUE	\$0	\$7,063	\$30,000	\$30,000
<b>TOTAL REVENUES</b>	<b>0</b>	<b>7,063</b>	<b>30,000</b>	<b>30,000</b>
<b>EXPENSES</b>				
SERVICES & SUPPLIES	0	494	5,480	5,480
OTHER FINANCING USES	0	0	24,520	24,520
<b>TOTAL EXPENSES</b>	<b>0</b>	<b>494</b>	<b>30,000</b>	<b>30,000</b>
<b>NET COUNTY RETURN/(COST)</b>	<b>\$0</b>	<b>\$6,569</b>	<b>\$0</b>	<b>\$0</b>

**DESCRIPTION:**

Community Services Block Grant (CSBG) funding supports projects that lessen poverty in communities, address the needs of low-income individuals including the homeless, migrants and the elderly, and provides services and activities addressing employment, education, better use of available income, housing, nutrition, emergency services and/or health.

COUNTY OF GLENN  
 FINANCING SOURCES AND USES BY BUDGET UNIT BY OBJECT  
 GOVERNMENTAL FUNDS  
 FISCAL YEAR 2022-23

BUDGET UNIT: **03480000 SOCIAL SERVICES ASSISTANCE PROGRAM** CHRISTINE ZOPPI  
 FUNCTION: PUBLIC ASSISTANCE HEALTH & HUMAN SERVICES  
 ACTIVITY: AID PROGRAMS AGENCY DIRECTOR

DETAIL BY REVENUE CATEGORY AND EXPENDITURE OBJECT	2020-21 ACTUAL	2021-22 ACTUAL	2022-23 RECOMMENDED BUDGET	2022-23 ADOPTED BUDGET
<b>REVENUES</b>				
INTERGOVERNMENTAL REVENUE	\$0	\$28,280	\$31,095	\$31,095
<b>TOTAL REVENUES</b>	<b>0</b>	<b>28,280</b>	<b>31,095</b>	<b>31,095</b>
<b>EXPENSES</b>				
OTHER FINANCING USES	0	18,479	31,095	31,095
<b>TOTAL EXPENSES</b>	<b>0</b>	<b>18,479</b>	<b>31,095</b>	<b>31,095</b>
<b>NET COUNTY RETURN/(COST)</b>	<b>\$0</b>	<b>\$9,801</b>	<b>\$0</b>	<b>\$0</b>

**DESCRIPTION:**

This fund is comprised of SSI/SSA funds received for eligible foster children placed in out-of-home care. Funds are used to defray the child's placement costs. If the amount is greater than placement costs, the excess is accumulated as savings for the child.

COUNTY OF GLENN  
 FINANCING SOURCES AND USES BY BUDGET UNIT BY OBJECT  
 GOVERNMENTAL FUNDS  
 FISCAL YEAR 2022-23

BUDGET UNIT: **01016040 COUNTY LIBRARY** SCOTT H. DE MOSS  
 FUNCTION: EDUCATION COUNTY ADMINISTRATIVE OFFICER  
 ACTIVITY: LIBRARY SERVICES

DETAIL BY REVENUE CATEGORY AND EXPENDITURE OBJECT	2020-21 ACTUAL	2021-22 ACTUAL	2022-23 RECOMMENDED BUDGET	2022-23 ADOPTED BUDGET
<b>REVENUES</b>				
MISCELLANEOUS REVENUES	\$0	\$0	\$0	\$0
INTRAFUND TRANSFERS	150,000	0	0	0
<b>TOTAL REVENUES</b>	<b>150,000</b>	<b>0</b>	<b>0</b>	<b>0</b>
<b>EXPENSES</b>				
SERVICES & SUPPLIES	5,000	0	8,581	8,581
OTHER CHARGES	151,147	188,583	314,338	314,338
<b>TOTAL EXPENSES</b>	<b>156,147</b>	<b>188,583</b>	<b>322,919</b>	<b>322,919</b>
<b>NET COUNTY RETURN/(COST)</b>	<b>(\$6,147)</b>	<b>(\$188,583)</b>	<b>(\$322,919)</b>	<b>(\$322,919)</b>

**DESCRIPTION:**

The County has provided funding for Library services within Glenn County. This includes branches in Orland, Willows, Hamilton City, Bayliss, and Elk Creek.

COUNTY OF GLENN  
 FINANCING SOURCES AND USES BY BUDGET UNIT BY OBJECT  
 GOVERNMENTAL FUNDS  
 FISCAL YEAR 2022-23

BUDGET UNIT: **01016050 COOPERATIVE EXTENSION** Betsy Karle  
 FUNCTION: EDUCATION COUNTY DIRECTOR  
 ACTIVITY: AGRICULTURAL EDUCATION

DETAIL BY REVENUE CATEGORY AND EXPENDITURE OBJECT	2020-21 ACTUAL	2021-22 ACTUAL	2022-23 RECOMMENDED BUDGET	2022-23 ADOPTED BUDGET
<b>REVENUES</b>				
INTERGOVERNMENTAL REVENUE	\$1,067	\$0	\$0	\$0
MISCELLANEOUS REVENUES	296	1,091	2,500	2,500
<b>TOTAL REVENUES</b>	<b>1,363</b>	<b>1,091</b>	<b>2,500</b>	<b>2,500</b>
<b>EXPENSES</b>				
SALARIES & BENEFITS	202,155	251,008	279,359	279,359
SERVICES & SUPPLIES	18,914	33,924	70,003	73,323
OTHER CHARGES	68,794	83,869	82,828	89,100
FIXED ASSETS				
VEHICLES	0	0	55,000	55,000
<b>TOTAL EXPENSES</b>	<b>289,863</b>	<b>368,801</b>	<b>487,190</b>	<b>496,782</b>
<b>NET COUNTY RETURN/(COST)</b>	<b>(\$288,500)</b>	<b>(\$367,710)</b>	<b>(\$484,690)</b>	<b>(\$494,282)</b>

**DESCRIPTION:**

The University of California Cooperative Extension (UCCE) in Glenn County is part of a statewide system that provides research-based information, outreach and educational support to the residents of Glenn County. UCCE works in partnership with Glenn County under a memorandum of understanding which details each partner’s contribution. The University provides academic advisors and staff educators that conduct programs in youth development, orchards, dairy, irrigation and water resources, livestock, rice, and nutrition.

The department serves as a resource for other agencies and provides information to commodity advisory committees and task forces. The 4-H youth development program is led by 70 adult volunteers and reaches 350-400 youth members, providing over 600 non-formal educational project experiences annually. The volunteer Master Gardener Program provides expertise in home horticulture and advises members of the community on residential landscape and pest control solutions. Agriculture programs improve sustainability of farms and ranches throughout the county and provide science based solutions to advance production practices.

COUNTY OF GLENN  
 FINANCING SOURCES AND USES BY BUDGET UNIT BY OBJECT  
 GOVERNMENTAL FUNDS  
 FISCAL YEAR 2022-23

BUDGET UNIT: **01906020 SUPERINTENDENT OF SCHOOLS** TRACEY QUARNE  
 FUNCTION: EDUCATION SUPERINTENDENT OF SCHOOLS  
 ACTIVITY: SCHOOL ADMINISTRATION

DETAIL BY REVENUE CATEGORY AND EXPENDITURE OBJECT	2020-21 ACTUAL	2021-22 ACTUAL	2022-23 RECOMMENDED BUDGET	2022-23 ADOPTED BUDGET
<b>REVENUES</b>				
TAXES	\$242,751	\$254,838	\$241,600	\$241,600
USE OF MONEY & PROPERTY	10,975	7,918	12,000	12,000
INTERGOVERNMENTAL REVENUE	2,170	2,182	2,225	2,225
<b>TOTAL REVENUES</b>	<b>255,896</b>	<b>264,938</b>	<b>255,825</b>	<b>255,825</b>
<b>EXPENSES</b>				
OTHER FINANCING USES	140,956	138,894	141,729	141,729
<b>TOTAL EXPENSES</b>	<b>140,956</b>	<b>138,894</b>	<b>141,729</b>	<b>141,729</b>
<b>NET COUNTY RETURN/(COST)</b>	<b>\$114,940</b>	<b>\$126,044</b>	<b>\$114,096</b>	<b>\$114,096</b>

**DESCRIPTION:**

This fund is financed with a portion of the ad-valorem property tax revenues and is used to pay the long-term loan payments on the Glenn County Office of Education administration building.

COUNTY OF GLENN  
 FINANCING SOURCES AND USES BY BUDGET UNIT BY OBJECT  
 GOVERNMENTAL FUNDS  
 FISCAL YEAR 2022-23

BUDGET UNIT: **01811137 GCOE INSTALL PURCHASE PAYMENT** HUMBERTO MEDINA, CPA  
 FUNCTION: DEBT SERVICE DIRECTOR OF FINANCE  
 ACTIVITY: RETIREMENT OF LONG-TERM DEBT

DETAIL BY REVENUE CATEGORY AND EXPENDITURE OBJECT	2020-21 ACTUAL	2021-22 ACTUAL	2022-23 RECOMMENDED BUDGET	2022-23 ADOPTED BUDGET
REVENUES				
OTHER FINANCING SOURCES	\$140,956	\$138,894	\$141,729	\$141,729
TOTAL REVENUES	140,956	138,894	141,729	141,729
EXPENSES				
OTHER CHARGES	140,956	138,894	141,729	141,729
TOTAL EXPENSES	140,956	138,894	141,729	141,729
NET COUNTY RETURN/(COST)	\$0	\$0	\$0	\$0

**DESCRIPTION:**

This account was established to record the long-term loan payments of the Glenn County Office of Education administration building.

COUNTY OF GLENN  
 FINANCING SOURCES AND USES BY BUDGET UNIT BY OBJECT  
 GOVERNMENTAL FUNDS  
 FISCAL YEAR 2022-23

BUDGET UNIT: **01811141 MEGABYTE SOFTWARE DEBT SERVICE** HUMBERTO MEDINA, CPA  
 FUNCTION: DEBT SERVICE DIRECTOR OF FINANCE  
 ACTIVITY: RETIREMENT OF LONG-TERM DEBT

DETAIL BY REVENUE CATEGORY AND EXPENDITURE OBJECT	2020-21 ACTUAL	2021-22 ACTUAL	2022-23 RECOMMENDED BUDGET	2022-23 ADOPTED BUDGET
<b>REVENUES</b>				
OTHER FINANCING SOURCES	\$24,883	\$0	\$0	\$0
<b>TOTAL REVENUES</b>	<b>24,883</b>	<b>0</b>	<b>0</b>	<b>0</b>
<b>EXPENSES</b>				
OTHER CHARGES	24,883	0	0	0
<b>TOTAL EXPENSES</b>	<b>24,883</b>	<b>0</b>	<b>0</b>	<b>0</b>
<b>NET COUNTY RETURN/(COST)</b>	<b>\$0</b>	<b>\$0</b>	<b>\$0</b>	<b>\$0</b>

**DESCRIPTION:**

This account was established to record the debt service requirements for financing the purchase of an upgraded property tax software package for the Assessor and tax divisions of the Department of Finance.



COUNTY OF GLENN  
 FINANCING SOURCES AND USES BY BUDGET UNIT BY OBJECT  
 GOVERNMENTAL FUNDS  
 FISCAL YEAR 2022-23

BUDGET UNIT: **01811150 SOLAR BOND DEBT SERVICE** HUMBERTO MEDINA, CPA  
 FUNCTION: DEBT SERVICE DIRECTOR OF FINANCE  
 ACTIVITY: RETIREMENT OF LONG-TERM DEBT

DETAIL BY REVENUE CATEGORY AND EXPENDITURE OBJECT	2020-21 ACTUAL	2021-22 ACTUAL	2022-23 RECOMMENDED BUDGET	2022-23 ADOPTED BUDGET
<b>REVENUES</b>				
CHARGES FOR CURRENT SERVICES	\$222,478	\$228,935	\$235,585	\$235,585
<b>TOTAL REVENUES</b>	<b>222,478</b>	<b>228,935</b>	<b>235,585</b>	<b>235,585</b>
<b>EXPENSES</b>				
OTHER CHARGES	222,478	228,935	235,585	235,585
OTHER FINANCING USES	0	0	0	0
<b>TOTAL EXPENSES</b>	<b>222,478</b>	<b>228,935</b>	<b>235,585</b>	<b>235,585</b>
<b>NET COUNTY RETURN/(COST)</b>	<b>\$0</b>	<b>\$0</b>	<b>\$0</b>	<b>\$0</b>

**DESCRIPTION:**

This account was established to record the debt service requirements for financing the purchase of solar equipment acquired through the Accumulated Capital Outlay Acquisition Fund. Equipment is installed on various County-owned facilities. Debt service costs are allocated to all County-owned buildings based on actual consumption.

COUNTY OF GLENN  
 FINANCING SOURCES AND USES BY BUDGET UNIT BY OBJECT  
 GOVERNMENTAL FUNDS  
 FISCAL YEAR 2022-23

BUDGET UNIT: **01017020 CONTINGENCY** SCOTT H. DE MOSS  
 FUNCTION: CONTINGENCY COUNTY ADMINISTRATIVE OFFICER  
 ACTIVITY: CONTINGENCY

DETAIL BY REVENUE CATEGORY AND EXPENDITURE OBJECT	2020-21	2021-22	2022-23	2022-23
	ACTUAL	ACTUAL	RECOMMENDED BUDGET	ADOPTED BUDGET
EXPENSES				
CONTINGENCY	\$0	\$0	\$500,000	\$500,000
TOTAL EXPENSES	0	0	500,000	500,000
NET COUNTY RETURN/(COST)	\$0	\$0	(\$500,000)	(\$500,000)

**DESCRIPTION:**

The contingency fund, by definition, should only be used for unforeseen expenditures and emergencies. All requests for Contingency funds must be approved by a 4/5 vote of the Board of Supervisors. Requests for amounts in excess of \$100 will require the Department Head to appear before the Board. All requests for Contingency will be accompanied by a staff report from the requesting department indicating: a) The circumstances surrounding the unforeseen expenditure or emergency; b) Any mandates that are required that cannot be met if the request is not granted; c) All alternative revenue sources available to the Department head, including grants, trust revenue, and unanticipated revenue; d) Reasons why other appropriations and revenue sources cannot be transferred to address this need.

COUNTY OF GLENN  
 FINANCING SOURCES AND USES BY BUDGET UNIT BY OBJECT  
 GOVERNMENTAL FUNDS  
 FISCAL YEAR 2022-23

BUDGET UNIT: **01050300 INSTALLMENT FUND** HUMBERTO MEDINA, CPA  
 FUNCTION: DEBT SERVICE DIRECTOR OF FINANCE  
 ACTIVITY: RETIREMENT OF LONG-TERM DEBT

DETAIL BY REVENUE CATEGORY AND EXPENDITURE OBJECT	2020-21 ACTUAL	2021-22 ACTUAL	2022-23 RECOMMENDED BUDGET	2022-23 ADOPTED BUDGET
<b>REVENUES</b>				
USE OF MONEY & PROPERTY	\$126	\$891	\$1,000	\$1,000
CHARGES FOR CURRENT SERVICES	90,000	0	0	0
OTHER FINANCING SOURCES	0	233,166	323,380	323,380
<b>TOTAL REVENUES</b>	<b>90,126</b>	<b>234,057</b>	<b>324,380</b>	<b>324,380</b>
<b>EXPENSES</b>				
OTHER CHARGES	0	323,165	323,380	323,380
<b>TOTAL EXPENSES</b>	<b>0</b>	<b>323,165</b>	<b>323,380</b>	<b>323,380</b>
<b>NET COUNTY RETURN/(COST)</b>	<b>\$90,126</b>	<b>(\$89,108)</b>	<b>\$1,000</b>	<b>\$1,000</b>

**DESCRIPTION:**

This fund is the repayment of the loan for purchases for the Landfill.

COUNTY OF GLENN  
 FINANCING SOURCES AND USES BY BUDGET UNIT BY OBJECT  
 GOVERNMENTAL FUNDS  
 FISCAL YEAR 2022-23

BUDGET UNIT: **01850000 REFUNDING FUND** HUMBERTO MEDINA, CPA  
 FUNCTION: DEBT SERVICE DIRECTOR OF FINANCE  
 ACTIVITY: RETIREMENT OF LONG-TERM DEBT

DETAIL BY REVENUE CATEGORY AND EXPENDITURE OBJECT	2020-21 ACTUAL	2021-22 ACTUAL	2022-23 RECOMMENDED BUDGET	2022-23 ADOPTED BUDGET
<b>REVENUES</b>				
USE OF MONEY & PROPERTY	\$262	\$2	\$0	\$0
OTHER FINANCING SOURCES	8,470,500	0	0	0
<b>TOTAL REVENUES</b>	<b>8,470,762</b>	<b>2</b>	<b>0</b>	<b>0</b>
<b>EXPENSES</b>				
OTHER CHARGES	437,621	0	0	0
<b>TOTAL EXPENSES</b>	<b>437,621</b>	<b>0</b>	<b>0</b>	<b>0</b>
<b>NET COUNTY RETURN/(COST)</b>	<b>\$8,033,141</b>	<b>\$2</b>	<b>\$0</b>	<b>\$0</b>

**DESCRIPTION:**

COUNTY OF GLENN  
 FINANCING SOURCES AND USES BY BUDGET UNIT BY OBJECT  
 GOVERNMENTAL FUNDS  
 FISCAL YEAR 2022-23

BUDGET UNIT: **01851000 RESERVE FUND** HUMBERTO MEDINA, CPA  
 FUNCTION: DEBT SERVICE DIRECTOR OF FINANCE  
 ACTIVITY: RETIREMENT OF LONG-TERM DEBT

DETAIL BY REVENUE CATEGORY AND EXPENDITURE OBJECT	2020-21 ACTUAL	2021-22 ACTUAL	2022-23 RECOMMENDED BUDGET	2022-23 ADOPTED BUDGET
REVENUES				
OTHER FINANCING SOURCES	\$9,381	\$32,311	\$64,622	\$64,622
TOTAL REVENUES	9,381	32,311	64,622	64,622
NET COUNTY RETURN/(COST)	\$9,381	\$32,311	\$64,622	\$64,622

**DESCRIPTION:**

COUNTY OF GLENN  
 OPERATION OF INTERNAL SERVICE FUND  
 FISCAL YEAR 2022-23

BUDGET UNIT FUNCTION ACTIVITY	02190000 SERVICE CENTER EQUIPMENT RESERVE		SCOTT H. DE MOSS	
	GENERAL GOVERNMENT		COUNTY ADMINISTRATIVE OFFICER	
	2020-21	2021-22	2022-23	2022-23
OPERATING DETAIL	ACTUAL	ACTUAL	RECOMMENDED	ADOPTED
			BUDGET	BUDGET
<b>OPERATING REVENUES</b>				
CHARGES FOR CURRENT SERVICES	333,813	358,200	340,000	340,000
MISCELLANEOUS REVENUES	543	0	0	0
<b>TOTAL OPERATING REVENUES</b>	<b>334,356</b>	<b>358,200</b>	<b>340,000</b>	<b>340,000</b>
<b>OPERATING EXPENSES</b>				
SERVICES & SUPPLIES	0	0	80,000	80,000
OTHER CHARGES	15,000	0	15,000	15,000
DEPRECIATION	272,216	297,531	0	0
<b>TOTAL OPERATING EXPENSES</b>	<b>287,216</b>	<b>297,531</b>	<b>95,000</b>	<b>95,000</b>
<b>OPERATING INCOME/(LOSS)</b>	<b>47,140</b>	<b>60,669</b>	<b>245,000</b>	<b>245,000</b>
<b>NON-OPERATING REVENUES/(EXPENSES)</b>				
INVESTMENT INCOME/(EXPENSE)	15,712	11,638	10,000	10,000
GAIN (LOSS) ON SALE OF FIXED ASSETS	0	82,949	0	0
<b>TOTAL NON-OPER. REVENUES/(EXPENSES)</b>	<b>15,712</b>	<b>94,587</b>	<b>10,000</b>	<b>10,000</b>
<b>CHANGE IN NET ASSETS</b>	<b>62,852</b>	<b>155,256</b>	<b>255,000</b>	<b>255,000</b>
<b>NET ASSETS - BEGINNING BALANCE</b>	<b>3,091,899</b>	<b>3,154,751</b>	<b>3,310,007</b>	<b>3,310,007</b>
<b>NET ASSETS - ENDING BALANCE</b>	<b>\$3,154,751</b>	<b>\$3,310,007</b>	<b>\$3,565,007</b>	<b>\$3,565,007</b>
<b>MEMO: CAPITAL ASSETS</b>	<b>\$0</b>	<b>\$15,869</b>	<b>\$362,000</b>	<b>\$362,000</b>

**DESCRIPTION:**

A vehicle replacement program determines the replacement date for fleet vehicles. The criteria for vehicle replacement include age, mileage usage and maintenance costs. Replacement values are recovered the same as operations and maintenance on a per-mile fee charge based on a minimum of 600 miles per month. The fee structure is evaluated annually to reflect the current replacement costs of the class of vehicle. The Board of Supervisors must approve all replacement and additional

fleet vehicles. Departments or agencies adding vehicles to the county vehicle fleet must provide the initial funding to purchase the vehicle.

COUNTY OF GLENN  
 OPERATION OF INTERNAL SERVICE FUND  
 FISCAL YEAR 2022-23

BUDGET UNIT FUNCTION ACTIVITY	02200000 FLEET OPERATIONS		SCOTT H. DE MOSS COUNTY ADMINISTRATIVE OFFICER	
	GENERAL GOVERNMENT	OTHER GENERAL	2022-23 RECOMMENDED BUDGET	2022-23 ADOPTED BUDGET
OPERATING DETAIL	2020-21 ACTUAL	2021-22 ACTUAL		
OPERATING REVENUES				
CHARGES FOR SERVICES	\$416,281	\$434,287	\$672,500	\$701,608
MISCELLANEOUS REVENUES	0	13,752	0	0
TOTAL OPERATING REVENUES	416,281	448,039	672,500	701,608
OPERATING EXPENSES				
SERVICES & SUPPLIES	534,421	587,844	617,163	654,446
OTHER CHARGES	32,492	41,846	44,600	48,162
DEPRECIATION	5,421	0	0	0
TOTAL OPERATING EXPENSES	572,334	629,690	661,763	702,608
OPERATING INCOME/(LOSS)	(156,053)	(181,651)	10,737	(1,000)
NON-OPERATING REVENUES/(EXPENSES)				
INVESTMENT INCOME/(EXPENSE)	565	(915)	1,000	1,000
OTHER NON-OPERATING REVENUES	15,328	0	0	0
GAIN (LOSS) ON SALE OF FIXED ASSETS	0	5,387	0	0
TOTAL NON-OPERATING REVENUES/(EXPENSES)	15,893	4,472	1,000	1,000
CHANGE IN NET ASSETS	(140,160)	(177,179)	11,737	0
NET ASSETS - BEGINNING BALANCE	154,215	14,055	(163,124)	(163,124)
NET ASSETS - ENDING BALANCE	\$14,055	(\$163,124)	(\$151,387)	(\$163,124)
MEMO: CAPITAL ASSETS	\$0	\$0	\$25,000	\$0

**DESCRIPTION:**

Costs of operation and maintenance of all light fleet vehicles are recovered on a per-mile fee charge based on a minimum of 600 miles per month. Fleet Management's primary objective is to control the overall cost of operating the County fleet of vehicles and equipment in a manner that extends their useful life. Fleet Operations is responsible for managing the County's light, heavy and equipment fleet, providing reliable and safe transportation, purchasing vehicles to meet the operational needs of departments, maintaining, servicing and repairing vehicles and monitoring the use of vehicles in accordance with policies established by the Board of Supervisors. Mileage rates, along with shop rates, are adjusted annually to reflect the actual cost of maintaining fleet vehicles.

COUNTY OF GLENN  
OPERATION OF INTERNAL SERVICE FUND  
FISCAL YEAR 2022-23

BUDGET UNIT FUNCTION ACTIVITY	02261120 COUNTY FACILITIES INTERNAL SERVICE FUND			SCOTT H. DE MOSS
	PUBLIC WAYS & FACILITIES		COUNTY ADMINISTRATIVE OFFICER	
	2020-21	2021-22	2022-23	2022-23
OPERATING DETAIL	ACTUAL	ACTUAL	RECOMMENDED BUDGET	ADOPTED BUDGET
OPERATING REVENUES				
CHARGES FOR SERVICES	\$1,597,828	\$1,982,492	\$2,753,049	\$2,883,198
MISCELLANEOUS REVENUES	0	0	9,215	9,215
TOTAL OPERATING REVENUES	1,597,828	1,982,492	2,762,264	2,892,413
OPERATING EXPENSES				
SERVICES & SUPPLIES	1,636,073	1,912,769	2,496,047	2,693,101
OTHER CHARGES	170,671	127,364	155,602	146,312
DEPRECIATION	6,810	0	0	0
TOTAL OPERATING EXPENSES	1,813,554	2,040,133	2,651,649	2,839,413
OPERATING INCOME/(LOSS)	(215,726)	(57,641)	110,615	53,000
NON-OPERATING REVENUES/(EXPENSES)				
INVESTMENT INCOME/(EXPENSE)	7,276	435	0	0
TOTAL NON-OPERATING REVENUES/(EXPENSES)	7,276	435	0	0
CHANGE IN NET ASSETS	(208,450)	(57,206)	110,615	53,000
NET ASSETS - BEGINNING BALANCE	437,367	228,917	171,711	171,711
NET ASSETS - ENDING BALANCE	\$228,917	\$171,711	\$282,326	\$224,711
MEMO: CAPITAL ASSETS	\$0	\$0	\$53,000	\$53,000

**DESCRIPTION:**

The County Facilities internal service fund was created in order to direct charge departments for services provided by the Facilities division. Separating direct charges services from general county expenses will reduce the activities in the countywide A-87 cost allocation plan and will provide departments the ability to pay for services in the same year the services were provided.



COUNTY OF GLENN  
 OPERATION OF INTERNAL SERVICE FUND  
 FISCAL YEAR 2022-23

BUDGET UNIT **02280000 DATA PROCESSING INTERNAL SERVICE FUND** SCOTT H. DE MOSS  
 FUNCTION GENERAL GOVERNMENT COUNTY ADMINISTRATIVE OFFICER  
 ACTIVITY OTHER GENERAL

OPERATING DETAIL	2020-21	2021-22	2022-23	2022-23
	ACTUAL	ACTUAL	RECOMMENDED BUDGET	ADOPTED BUDGET
<b>OPERATING REVENUES</b>				
CHARGES FOR SERVICES	\$1,303,439	\$1,336,714	\$1,822,866	\$2,191,813
<b>TOTAL OPERATING REVENUES</b>	<b>1,303,439</b>	<b>1,336,714</b>	<b>1,822,866</b>	<b>2,191,813</b>
<b>OPERATING EXPENSES</b>				
SERVICES & SUPPLIES	1,285,845	1,314,478	1,953,270	2,322,217
OTHER CHARGES	31,726	90,644	21,921	21,921
DEPRECIATION	48,854	0	0	0
<b>TOTAL OPERATING EXPENSES</b>	<b>1,366,425</b>	<b>1,405,122</b>	<b>1,975,191</b>	<b>2,344,138</b>
<b>OPERATING INCOME/(LOSS)</b>	<b>(62,986)</b>	<b>(68,408)</b>	<b>(152,325)</b>	<b>(152,325)</b>
<b>NON-OPERATING REVENUES/(EXPENSES)</b>				
OTHER NON-OPERATING REVENUES	74,537	0	0	0
<b>TOTAL NON-OPERATING REVENUES/(EXPENSES)</b>	<b>74,537</b>	<b>0</b>	<b>0</b>	<b>0</b>
<b>CHANGE IN NET ASSETS</b>	<b>11,551</b>	<b>(68,408)</b>	<b>(152,325)</b>	<b>(152,325)</b>
<b>NET ASSETS - BEGINNING BALANCE</b>	<b>130,717</b>	<b>142,268</b>	<b>73,860</b>	<b>73,860</b>
<b>NET ASSETS - ENDING BALANCE</b>	<b>\$142,268</b>	<b>\$73,860</b>	<b>(\$78,465)</b>	<b>(\$78,465)</b>
<b>MEMO: CAPITAL ASSETS</b>	<b>\$271,502</b>	<b>\$0</b>	<b>\$0</b>	<b>\$0</b>

**DESCRIPTION:**

The Information Services Committee created the Data Processing internal service fund to assist with integrating and updating the County's various computer systems. Departments are direct billed for computer related expenses. Separating direct charges services from general county expenses reduces the activities included in the countywide A-87 cost allocation plan and provides departments the ability to pay for services in the same year the services were provided.

COUNTY OF GLENN  
OPERATION OF INTERNAL SERVICE FUND  
FISCAL YEAR 2022-23

BUDGET UNIT FUNCTION ACTIVITY	02310000 UTILITIES INTERNAL SERVICE FUND		HUMBERTO MEDINA, CPA DIRECTOR OF FINANCE	
	GENERAL GOVERNMENT		OTHER GENERAL	
	2020-21 ACTUAL	2021-22 ACTUAL	2022-23 RECOMMENDED BUDGET	2022-23 ADOPTED BUDGET
OPERATING REVENUES				
CHARGES FOR SERVICES	\$1,106,026	\$1,218,340	\$1,308,159	\$1,308,159
MISCELLANEOUS REVENUES	8,857	0	0	0
TOTAL OPERATING REVENUES	1,114,883	1,218,340	1,308,159	1,308,159
OPERATING EXPENSES				
SERVICES & SUPPLIES	892,346	966,618	1,018,985	1,018,985
OTHER CHARGES	0	251,745	289,174	289,174
DEPRECIATION	0	0	0	0
TOTAL OPERATING EXPENSES	892,346	1,218,363	1,308,159	1,308,159
OPERATING INCOME/(LOSS)	222,537	(23)	0	0
INCOME BEFORE CAPTIAL				
CONTRIBUTIONS AND TRANSFERS	222,537	(23)	0	0
TRANSFERS IN/(OUT)	(222,478)	0	0	0
CHANGE IN NET ASSETS	59	(23)	0	0
NET ASSETS - BEGINNING BALANCE	0	59	36	36
NET ASSETS - ENDING BALANCE	\$59	\$36	\$36	\$36

**DESCRIPTION:**

The County has transitioned to a centralized utility billing process for County-owned and leased facilities. The Utilities internal service fund is used to account for electricity, gas, water, sewer, garbage, communications, maintenance, and other utility-related expenses which are allocated to departments based on metered usage and square footage occupancy.

COUNTY OF GLENN  
 OPERATION OF ENTERPRISE FUND  
 FISCAL YEAR 2022-23

BUDGET UNIT FUNCTION ACTIVITY	02000000 WASTE DISPOSAL ENTERPRISE		DONALD RUST PUBLIC WORKS AGENCY DIRECTOR	
	HEALTH & SANITATION SANITATION		2022-23 RECOMMENDED BUDGET	2022-23 ADOPTED BUDGET
OPERATING DETAIL	2020-21 ACTUAL	2021-22 ACTUAL		
OPERATING REVENUES				
CHARGES FOR SERVICES	\$2,998,817	\$3,100,189	\$2,810,779	\$2,810,779
MISCELLANEOUS REVENUES	16,459	68,779	37,000	37,000
TOTAL OPERATING REVENUES	3,015,276	3,168,968	2,847,779	2,847,779
OPERATING EXPENSES				
SERVICES & SUPPLIES	2,606,544	2,784,668	3,067,889	3,118,004
OTHER CHARGES	78,790	162,392	113,389	113,389
DEPRECIATION	209,043	200,835	0	0
TOTAL OPERATING EXPENSES	2,894,377	3,147,895	3,181,278	3,231,393
OPERATING INCOME/(LOSS)	120,899	21,073	(333,499)	(383,614)
NON-OPERATING REVENUES/(EXPENSES)				
INVESTMENT INCOME	15,698	16,293	7,000	7,000
OTHER NON-OPERATING REVENUES	46,081	42,573	353,200	353,200
GAIN (LOSS) ON SALE OF FIXED ASSETS	0	97,996	0	0
TOTAL NON-OPERATING REVENUES/(EXPENSES)	61,779	156,862	360,200	360,200
INCOME BEFORE CAPTIAL				
CONTRIBUTIONS AND TRANSFERS	182,678	177,935	26,701	(23,414)
TRANSFERS IN/(OUT)	224,316	(20,000)	(20,000)	(20,000)
CHANGE IN NET ASSETS	406,994	157,935	6,701	(43,414)
NET ASSETS - BEGINNING BALANCE	1,853,497	2,260,491	2,418,426	2,418,426
NET ASSETS - ENDING BALANCE	\$2,260,491	\$2,418,426	\$2,425,127	\$2,375,012
MEMO: CAPITAL ASSETS	\$0	\$9,157	\$0	\$0

**DESCRIPTION:**

This fund is an enterprise accounting fund set up for the operation and maintenance of the County Solid Waste Facility (transfer station) operated by the Glenn County Public Works Agency. Enterprise funds account for operations providing goods and/or services to the general public on a continuing basis that are financed and operated in a manner similar to private enterprises with the intent to recover all costs through user charges. The transfer station, constructed in 2019, is located at the west end of County Road 33 near Artois and is the only solid waste disposal site in Glenn County.

COUNTY OF GLENN  
 OPERATION OF ENTERPRISE FUND  
 FISCAL YEAR 2022-23

BUDGET UNIT FUNCTION ACTIVITY	02010000 SOLID WASTE CLOSURE FUND		DONALD RUST PUBLIC WORKS AGENCY DIRECTOR	
	HEALTH & SANITATION SANITATION			
	2020-21 ACTUAL	2021-22 ACTUAL	2022-23 RECOMMENDED BUDGET	2022-23 ADOPTED BUDGET
OPERATING DETAIL				
NON-OPERATING REVENUES/(EXPENSES)				
INTEREST INCOME	\$85,245	\$53,243	\$32,000	\$32,000
TOTAL NON-OPERATING REVENUES/(EXPENSES)	85,245	53,243	32,000	32,000
CHANGE IN NET ASSETS	85,245	53,243	32,000	32,000
NET ASSETS - BEGINNING BALANCE	6,264,238	6,349,483	6,402,726	6,402,726
NET ASSETS - ENDING BALANCE	\$6,349,483	\$6,402,726	\$6,434,726	\$6,434,726
MEMO: CAPITAL ASSETS	\$0	\$0	\$0	\$0

**DESCRIPTION:**

Mandated by California Integrated Waste Management, a branch of California Environmental Protection Agency, is a reserve established to accrue funds for the closure costs of the disposal site (former Glenn County Landfill). Funds generated by the Waste Disposal Enterprise Fund are transferred annually into the Solid Waste Closure Fund. The amount to be transferred each year is calculated according to various factors, one of which is the expected life of the site.

COUNTY OF GLENN  
 OPERATION OF ENTERPRISE FUND  
 FISCAL YEAR 2022-23

BUDGET UNIT FUNCTION ACTIVITY	02040000 AIRPORT FUND		DONALD RUST PUBLIC WORKS AGENCY DIRECTOR	
	2020-21 ACTUAL	2021-22 ACTUAL	2022-23 RECOMMENDED BUDGET	2022-23 ADOPTED BUDGET
OPERATING REVENUES				
USE OF MONEY & PROPERTY CHARGES FOR SERVICES	\$302,666	\$305,716	\$313,226	\$313,225
MISCELLANEOUS REVENUES	1,475	0	2,001	2,001
TOTAL OPERATING REVENUES	520,582	548,467	580,987	580,986
OPERATING EXPENSES				
SERVICES & SUPPLIES	543,868	538,470	896,282	892,855
OTHER CHARGES	42,591	51,179	47,323	50,094
DEPRECIATION	133,451	133,451	0	0
TOTAL OPERATING EXPENSES	719,910	723,100	943,605	942,949
OPERATING INCOME/(LOSS)	(199,328)	(174,633)	(362,618)	(361,963)
NON-OPERATING REVENUES/(EXPENSES)				
OTHER NON-OPERATING REVENUES	199,183	119,552	900,951	900,951
TOTAL NON-OPERATING REVENUES/(EXPENSES)	199,183	119,552	900,951	900,951
INCOME BEFORE CAPTIAL CONTRIBUTIONS AND TRANSFERS	(145)	(55,081)	538,333	538,988
TRANSFERS IN/(OUT)	(12,500)	(12,500)	(12,500)	(12,500)
CHANGE IN NET ASSETS	(12,645)	(67,581)	525,833	526,488
NET ASSETS - BEGINNING BALANCE	2,160,458	2,147,813	2,080,232	2,080,232
NET ASSETS - ENDING BALANCE	\$2,147,813	\$2,080,232	\$2,606,065	\$2,606,720
MEMO: CAPITAL ASSETS	\$0	\$0	\$697,987	\$697,987

**DESCRIPTION:**

The airport enterprise funds receive revenue from the sale of fuel, rental of hangars, leasing of airport property. Additionally, each airport receives an annual \$10,000 credit from the State of California which can be used for operational expenses. The County often applies for Federal Aviation Administration (FAA) grants to be used for airport planning and construction projects. FAA funded projects require a match of 10%. A local agency may apply for a state-matching grant to provide 4.5% of the project's costs and the local agency pays the remaining 5.5%. The State of California also provides grants for acquisition and development, and loans for airport projects, such as fueling systems, at low interest rates.

COUNTY OF GLENN  
**SPECIAL DISTRICTS AND OTHER AGENCIES SUMMARY - NON ENTERPRISE**  
 FISCAL YEAR 2022-23

District Name 1	Total Financing Sources				Total Financing Uses		
	Fund Balance Available June 30, 2022 2	Decreases to Obligated Fund Balances 3	Additional Financing Sources 4	Total Financing Sources 5	Financing Uses 6	Increases to Obligated Fund Balances 7	Total Financing Uses 8
<b>FIRE DISTRICTS</b>							
Artois Fire District	\$ 40,090	\$0	\$ 108,716	\$ 148,806	\$ 88,066	\$ 60,740	\$ 148,806
Hamilton Fire District	128,130	0	372,625	500,755	474,441	26,314	500,755
Bayliss Fire District	2,789	11,761	26,380	40,930	40,930	0	40,930
Willows Rural Fire District	34,583	0	453,700	488,283	473,180	15,103	488,283
<b>TOTAL FIRE DISTRICTS</b>	<b>205,592</b>	<b>11,761</b>	<b>961,421</b>	<b>1,178,774</b>	<b>1,076,617</b>	<b>102,157</b>	<b>1,178,774</b>
<b>STORM DRAIN DISTRICTS</b>							
Storm Drain Maintenance District #1	236	0	770	1,006	771	235	1,006
Storm Drain Maintenance District #3	(17,291)	0	195,705	178,414	42,691	135,723	178,414
North Willows County Service Area	8,086	0	53,818	61,904	53,827	8,077	61,904
<b>TOTAL STORM DRAIN DISTRICTS</b>	<b>(8,969)</b>	<b>0</b>	<b>250,293</b>	<b>241,324</b>	<b>97,289</b>	<b>144,035</b>	<b>241,324</b>
<b>OTHER DISTRICTS</b>							
Air Pollution Control	79,417	0	943,231	1,022,648	983,388	39,260	1,022,648
Air Pollution Vehicle Registration	3,661	8,220	119,069	130,950	130,950	0	130,950
Air Pollution Carl Moyer Grant	17,550	0	176,500	194,050	176,500	17,550	194,050
Wood Smoke Reduction Grant	51,653	11,747	117,100	180,500	180,500	0	180,500
Air Pollution FARMER Grant	650,873	0	1,433,437	2,084,310	1,433,437	650,873	2,084,310
Community Air Protection AB617	(10,566)	36,966	106,632	133,032	133,032	0	133,032
<b>TOTAL OTHER DISTRICTS</b>	<b>792,588</b>	<b>56,933</b>	<b>2,895,969</b>	<b>3,745,490</b>	<b>3,037,807</b>	<b>707,683</b>	<b>3,745,490</b>
<b>TOTAL SPECIAL DISTRICTS &amp; AGENCIES</b>	<b>\$ 989,211</b>	<b>\$ 68,694</b>	<b>\$ 4,107,683</b>	<b>\$ 5,165,588</b>	<b>\$ 4,211,713</b>	<b>\$ 953,875</b>	<b>\$ 5,165,588</b>

COUNTY OF GLENN  
**FUND BALANCE - SPECIAL DISTRICTS AND OTHER AGENCIES - NON ENTERPRISE**  
 FISCAL YEAR 2022-23

District Name  1	Total Fund Balance June 30, 2022  Actual 2	Less: Obligated Fund Balances			Fund Balance Available June 30, 2022 6
		Encumbrances 3	Nonspendable, Restricted & Committed 4	Assigned 5	
<b>FIRE DISTRICTS</b>					
Artois Fire District	\$ 346,160	\$0	\$0	\$306,071	\$ 40,089
Hamilton Fire District	458,259	0	0	330,129	128,130
Bayliss Fire District	105,465	0	0	102,677	2,788
Willows Rural Fire District	496,991	0	25	462,383	34,583
<b>TOTAL FIRE DISTRICTS</b>	<b>1,406,875</b>	<b>0</b>	<b>25</b>	<b>1,201,260</b>	<b>205,590</b>
<b>STORM DRAIN DISTRICTS</b>					
Storm Drain Maintenance District #1	365	0	0	129	236
Storm Drain Maintenance District #3	530,603	0	0	547,894	(17,291)
North Willows County Service Area	125,344	0	0	117,259	8,085
<b>TOTAL STORM DRAIN DISTRICTS</b>	<b>656,312</b>	<b>0</b>	<b>0</b>	<b>665,282</b>	<b>(8,970)</b>
<b>OTHER DISTRICTS</b>					
Air Pollution Control	395,070	0	0	315,652	79,418
Air Pollution Vehicle Registration	74,470	0	0	70,809	3,661
Air Pollution Carl Moyer Grant	193,522	0	0	175,972	17,550
Wood Smoke Reduction Grant	51,760	0	0	108	51,652
Air Pollution FARMER Grant	725,430	0	0	74,558	650,872
Community Air Protection AB617	26,580	0	0	37,145	(10,565)
<b>TOTAL OTHER DISTRICTS</b>	<b>1,466,832</b>	<b>0</b>	<b>0</b>	<b>674,244</b>	<b>792,588</b>

COUNTY OF GLENN  
SPECIAL DISTRICTS AND OTHER AGENCIES - NON ENTERPRISE  
**OBLIGATED FUND BALANCES**  
FISCAL YEAR 2022-23

District Name 1	Obligated Fund Balances June 30, 2022 2	Decreases or Cancellations		Increases or New Obligations		Total Obligated Fund Balances for the Budget Year 7
		Recommended 3	Adopted by the Board of Supervisors 4	Recommended 5	Adopted by the Board of Supervisors 6	
<b>FIRE DISTRICTS</b>						
05010000 Artois Fire District Designated Reserve	\$306,071	\$0	\$0	\$27,341	\$27,341	\$333,412
05022000 Hamilton Fire District Designated Reserve	330,129	0	0	112,202	112,202	442,331
05022010 Bayliss Fire District Designated Reserve	102,677	0	0	13,040	13,040	115,717
05050000 Willows Fire District Designated Reserve	462,383	0	0	69,605	69,605	531,988
Petty Cash Reserve	25	0	0	0	0	25
<b>TOTAL FIRE DISTRICTS</b>	<b>1,201,285</b>	<b>0</b>	<b>0</b>	<b>222,188</b>	<b>222,188</b>	<b>1,423,473</b>
<b>STORM DRAIN DISTRICTS</b>						
05110000 Storm Drain Maint #1 Designated Reserve	129	0	0	129	129	258
05130000 Storm Drain Maint #3 Designated Reserve	547,894	0	0	241,098	241,098	788,992
05140000 N Willows Co Service Area Designated Reserve	117,259	0	0	3,321	3,321	120,580
<b>TOTAL STORM DRAIN DISTRICTS</b>	<b>665,282</b>	<b>0</b>	<b>0</b>	<b>244,548</b>	<b>244,548</b>	<b>909,830</b>



COUNTY OF GLENN  
SPECIAL DISTRICTS AND OTHER AGENCIES - NON ENTERPRISE  
**OBLIGATED FUND BALANCES**  
FISCAL YEAR 2022-23

District Name  1	Obligated Fund Balances June 30, 2021  2	Decreases or Cancellations		Increases or New Obligations		Total Obligated Fund Balances for the Budget Year  7
		Recommended  3	Adopted by the Board of Supervisors  4	Recommended  5	Adopted by the Board of Supervisors  6	
OTHER DISTRICTS						
05210000 Air Pollution Control Designated Reserve	315,652	7,109	7,109	0	0	308,543
Encumbrance Reserve	0	0	0	0	0	0
05210241 Air Pollution Vehicle Registration Designated Reserve	70,809	0	0	320	320	71,129
05211000 Carl Moyer Program Designated Reserve	175,972	2,508	2,508	0	0	173,464
05211500 Wood Smoke Reduction Grant Designated Reserve	108	0	0	107	107	215
05211600 Air Pollution FARMER Grant Designated Reserve	74,558	122,979	122,979	0	0	(48,421)
05211700 Community Air Protection AB617 Designated Reserve	37,145	0	0	23,755	23,755	60,900
TOTAL OTHER DISTRICTS	674,244	132,596	132,596	24,182	24,182	565,830
TOTAL SPECIAL DISTRICTS & AGENCIES	\$2,540,811	\$132,596	\$132,596	\$490,918	\$490,918	\$2,899,133

**SPECIAL DISTRICTS UNDER BOARD OF SUPERVISORS CONTROL**  
**2022-23 PROPOSITION 4 APPROPRIATIONS LIMIT COMPLIANCE TEST**

DISTRICT NAME	2022-23 APPROPRIATIONS LIMIT	APPROPRIATIONS SUBJECT TO THE LIMIT	PROP 4 LIMIT VS. PROCEEDS OF TAXES
05010000 Artois Fire District	\$ 169,564	\$ 97,039	\$ 72,525
05022000 Hamilton Fire District	554,835	308,793	246,042
05022010 Bayliss Fire District	75,314	25,841	49,473
05050000 Willows Rural Fire	1,060,000	97,933	962,067
05110000 Storm Drain No. 1	4,001	770	3,231
05130000 Storm Drain No. 3	54,315	195,705	<b>(141,390)</b>
05140000 N. Willows County Service Area	259,188	53,751	205,437
05210000 Air Pollution Control District	0	0	0

COUNTY OF GLENN  
 SPECIAL DISTRICTS AND OTHER AGENCIES - NON ENTERPRISE  
 FINANCING SOURCES AND USES BY BUDGET UNIT BY OBJECT  
 FISCAL YEAR 2022-23

BUDGET UNIT: **05010000 ARTOIS FIRE DISTRICT** ROY SEILER, SECRETARY  
 FUNCTION: PUBLIC PROTECTION BOARD OF DIRECTORS  
 ACTIVITY: FIRE PROTECTION

DETAIL BY REVENUE CATEGORY AND EXPENDITURE OBJECT	2020-21 ACTUAL	2021-22 ACTUAL	2022-23 RECOMMENDED BUDGET	2022-23 ADOPTED BUDGET
<b>REVENUES</b>				
TAXES	\$63,056	\$63,079	\$64,550	\$62,480
FINES, FORFEITURES & PENALTIES	32	14	50	16
USE OF MONEY & PROPERTY	4,406	3,389	6,720	3,660
INTERGOVERNMENTAL REVENUE	468	2,694	525	3,160
CHARGES FOR CURRENT SERVICES	28,421	28,484	28,900	28,900
MISCELLANEOUS REVENUES	7,087	10,500	0	10,500
OTHER FINANCING SOURCES	0	8,123	0	0
<b>TOTAL REVENUES</b>	<b>103,470</b>	<b>116,283</b>	<b>100,745</b>	<b>108,716</b>
<b>EXPENSES</b>				
SALARIES & BENEFITS	6,941	5,902	6,500	6,500
SERVICES & SUPPLIES	64,808	53,328	70,510	74,310
OTHER CHARGES	2,837	4,499	4,771	3,256
FIXED ASSETS				
EQUIPMENT	0	0	0	0
CONTINGENCY	0	0	4,000	4,000
<b>TOTAL EXPENSES</b>	<b>74,586</b>	<b>63,729</b>	<b>85,781</b>	<b>88,066</b>
<b>NET RETURN/(COST)</b>	<b>\$28,884</b>	<b>\$52,554</b>	<b>\$14,964</b>	<b>\$20,650</b>

**DESCRIPTION:**

The Artois Fire District was organized pursuant to §14400 of the Health and Safety code of the State of California by the County Board of Supervisors. The District was formed for the purpose of affording fire protection, rescue, emergency medical and other services relating to the protection of lives and property to the residents within its boundaries. The District is primarily funded by property tax and special tax assessment revenues and is staffed by volunteer personnel who perform services for the District without expectation of financial compensation.

COUNTY OF GLENN  
SPECIAL DISTRICTS AND OTHER AGENCIES - NON ENTERPRISE  
FINANCING SOURCES AND USES BY BUDGET UNIT BY OBJECT  
FISCAL YEAR 2022-23

BUDGET UNIT: **05022000 HAMILTON FIRE DISTRICT** DAN JAMES, SECRETARY  
FUNCTION: PUBLIC PROTECTION BOARD OF DIRECTORS  
ACTIVITY: FIRE PROTECTION

DETAIL BY REVENUE CATEGORY AND EXPENDITURE OBJECT	2020-21 ACTUAL	2021-22 ACTUAL	2022-23 RECOMMENDED BUDGET	2022-23 ADOPTED BUDGET
<b>REVENUES</b>				
TAXES	\$29,740	\$29,999	\$31,650	\$29,710
FINES, FORFEITURES & PENALTIES	1,973	162	350	195
USE OF MONEY & PROPERTY	4,834	2,863	5,500	2,703
INTERGOVERNMENTAL REVENUE	212,301	504,812	96,325	63,299
CHARGES FOR CURRENT SERVICES	240,644	236,201	241,750	276,518
MISCELLANEOUS REVENUES	0	172	0	200
OTHER FINANCING SOURCES	0	1,000	0	0
<b>TOTAL REVENUES</b>	<b>489,492</b>	<b>775,209</b>	<b>375,575</b>	<b>372,625</b>
<b>EXPENSES</b>				
SALARIES & BENEFITS	264,068	213,025	253,133	275,750
SERVICES & SUPPLIES	81,395	124,890	109,961	152,961
OTHER CHARGES	3,928	3,470	4,672	6,492
<b>FIXED ASSETS</b>				
STRUCTURES & IMPROVEMENTS	37,085	3,703	37,738	37,738
EQUIPMENT	327,042	0	0	0
VEHICLES	0	333,420		0
CONTINGENCY	0	0	1,500	1,500
<b>TOTAL EXPENSES</b>	<b>713,518</b>	<b>678,508</b>	<b>407,004</b>	<b>474,441</b>
<b>NET RETURN/(COST)</b>	<b>(\$224,026)</b>	<b>\$96,701</b>	<b>(\$31,429)</b>	<b>(\$101,816)</b>

**DESCRIPTION:**

The Hamilton-Bayliss Fire District was organized pursuant to §14400 of the Health and Safety code of the State of California by the County Board of Supervisors. On November 21, 1995 the Board of Supervisors split the District in to two separate districts forming the Hamilton Fire District and the Bayliss Fire District. The District was formed for the purpose of affording fire protection, rescue, emergency medical and other services relating to the protection of lives and property to the residents within its boundaries. The District is primarily funded by property tax and special tax assessment revenues and is staffed by both paid and volunteer personnel.

COUNTY OF GLENN  
 SPECIAL DISTRICTS AND OTHER AGENCIES - NON ENTERPRISE  
 FINANCING SOURCES AND USES BY BUDGET UNIT BY OBJECT  
 FISCAL YEAR 2022-23

BUDGET UNIT: **05022010 BAYLISS FIRE DISTRICT** CARL FUNKE, SECRETARY  
 FUNCTION: PUBLIC PROTECTION BOARD OF DIRECTORS  
 ACTIVITY: FIRE PROTECTION

DETAIL BY REVENUE CATEGORY AND EXPENDITURE OBJECT	2020-21 ACTUAL	2021-22 ACTUAL	2022-23 RECOMMENDED BUDGET	2022-23 ADOPTED BUDGET
<b>REVENUES</b>				
TAXES	\$13,822	\$12,894	\$14,275	\$12,790
FINES, FORFEITURES & PENALTIES	60	42	25	0
USE OF MONEY & PROPERTY	1,273	898	1,300	930
INTERGOVERNMENTAL REVENUE	152	8,135	150	660
CHARGES FOR CURRENT SERVICES	12,148	11,996	12,000	12,000
OTHER FINANCING SOURCES	1,138	7	7	0
<b>TOTAL REVENUES</b>	<b>28,593</b>	<b>33,972</b>	<b>27,757</b>	<b>26,380</b>
<b>EXPENSES</b>				
SALARIES & BENEFITS	4,317	4,277	4,350	4,280
SERVICES & SUPPLIES	12,816	26,704	23,120	30,690
OTHER CHARGES	1,186	490	575	673
<b>TOTAL EXPENSES</b>	<b>18,319</b>	<b>31,471</b>	<b>28,045</b>	<b>35,643</b>
<b>NET RETURN/(COST)</b>	<b>\$10,274</b>	<b>\$2,501</b>	<b>(\$288)</b>	<b>(\$9,263)</b>

**DESCRIPTION:**

The Hamilton-Bayliss Fire District was organized pursuant to §14400 of the Health and Safety code of the State of California by the County Board of Supervisors. On November 21, 1995 the Board of Supervisors split the District in to two separate districts forming the Hamilton Fire District and the Bayliss Fire District. The District was formed for the purpose of affording fire protection, rescue, emergency medical and other services relating to the protection of lives and property to the residents within its boundaries. The District is primarily funded by property tax and special tax assessment revenues and is staffed by volunteer personnel who perform services for the District without expectation of financial compensation.

COUNTY OF GLENN  
 SPECIAL DISTRICTS AND OTHER AGENCIES - NON ENTERPRISE  
 FINANCING SOURCES AND USES BY BUDGET UNIT BY OBJECT  
 FISCAL YEAR 2022-23

BUDGET UNIT: **05050000 WILLOWS RURAL FIRE DISTRICT** WAYNE PEABODY, SECRETARY  
 FUNCTION: PUBLIC PROTECTION BOARD OF DIRECTORS  
 ACTIVITY: FIRE PROTECTION

DETAIL BY REVENUE CATEGORY AND EXPENDITURE OBJECT	2020-21 ACTUAL	2021-22 ACTUAL	2022-23 RECOMMENDED BUDGET	2022-23 ADOPTED BUDGET
<b>REVENUES</b>				
TAXES	\$59,999	\$62,305	\$62,450	\$61,860
FINES, FORFEITURES & PENALTIES	45	72	100	60
USE OF MONEY & PROPERTY	5,709	4,079	5,000	4,230
INTERGOVERNMENTAL REVENUE	219,167	108,904	90,525	352,800
CHARGES FOR CURRENT SERVICES	33,964	34,115	34,750	34,750
<b>TOTAL REVENUES</b>	<b>318,884</b>	<b>209,475</b>	<b>192,825</b>	<b>453,700</b>
<b>EXPENSES</b>				
SALARIES & BENEFITS	153,818	96,255	90,000	240,000
SERVICES & SUPPLIES	93,643	93,202	116,825	229,325
OTHER CHARGES	2,871	2,782	3,347	3,855
<b>TOTAL EXPENSES</b>	<b>250,332</b>	<b>192,239</b>	<b>210,172</b>	<b>473,180</b>
<b>NET RETURN/(COST)</b>	<b>\$68,552</b>	<b>\$17,236</b>	<b>(\$17,347)</b>	<b>(\$19,480)</b>

**DESCRIPTION:**

The Willows Rural Fire District was organized pursuant to §14400 of the Health and Safety code of the State of California by the County Board of Supervisors. The District was formed for the purpose of affording fire protection, rescue, emergency medical and other services relating to the protection of lives and property to the residents within its boundaries. The District is primarily funded by property tax and special tax assessment revenues and is staffed by volunteer personnel. The District is occasionally requested to provide services to Federal and State agencies during fire storm incidences occurring within the State. The Federal and State agencies reimburse the District for payroll and operational expenses incurred during these assignments.

COUNTY OF GLENN  
 SPECIAL DISTRICTS AND OTHER AGENCIES - NON ENTERPRISE  
 FINANCING SOURCES AND USES BY BUDGET UNIT BY OBJECT  
 FISCAL YEAR 2022-23

BUDGET UNIT: **05110000 STORM DRAIN MAINTENANCE #1** DONALD RUST  
 FUNCTION: PUBLIC PROTECTION PUBLIC WORKS DIRECTOR  
 ACTIVITY: FLOOD CONTROL, SOIL & WATER

DETAIL BY REVENUE CATEGORY AND EXPENDITURE OBJECT	2020-21 ACTUAL	2021-22 ACTUAL	2022-23 RECOMMENDED BUDGET	2022-23 ADOPTED BUDGET
<b>REVENUES</b>				
TAXES	\$671	\$710	\$760	\$763
USE OF MONEY & PROPERTY	(3)	1	0	3
INTERGOVERNMENTAL REVENUE	5	5	4	4
<b>TOTAL REVENUES</b>	<b>673</b>	<b>716</b>	<b>764</b>	<b>770</b>
<b>EXPENSES</b>				
SERVICES & SUPPLIES	596	457	720	725
OTHER CHARGES	22	23	44	46
<b>TOTAL EXPENSES</b>	<b>618</b>	<b>480</b>	<b>764</b>	<b>771</b>
<b>NET RETURN/(COST)</b>	<b>\$55</b>	<b>\$236</b>	<b>\$0</b>	<b>(\$1)</b>

**DESCRIPTION:**

Storm Drainage Maintenance District #1 provides a storm drainage system for residents east of, and including a portion of, the City of Orland.

COUNTY OF GLENN  
 SPECIAL DISTRICTS AND OTHER AGENCIES - NON ENTERPRISE  
 FINANCING SOURCES AND USES BY BUDGET UNIT BY OBJECT  
 FISCAL YEAR 2022-23

BUDGET UNIT: **05130000 STORM DRAIN MAINT DISTRICT #3** DONALD RUST  
 FUNCTION: PUBLIC PROTECTION PUBLIC WORKS DIRECTOR  
 ACTIVITY: FLOOD CONTROL, SOIL & WATER

DETAIL BY REVENUE CATEGORY AND EXPENDITURE OBJECT	2020-21 ACTUAL	2021-22 ACTUAL	2022-23 RECOMMENDED BUDGET	2022-23 ADOPTED BUDGET
<b>REVENUES</b>				
TAXES	\$177,695	\$146,553	\$196,961	\$193,355
USE OF MONEY & PROPERTY	3,906	3,869	2,500	1,200
INTERGOVERNMENTAL REVENUE	1,415	1,116	1,150	1,150
<b>TOTAL REVENUES</b>	<b>183,016</b>	<b>151,538</b>	<b>200,611</b>	<b>195,705</b>
<b>EXPENSES</b>				
SERVICES & SUPPLIES	3,443	913	37,500	37,464
OTHER CHARGES	6,310	4,920	115	5,227
<b>TOTAL EXPENSES</b>	<b>9,753</b>	<b>5,833</b>	<b>37,615</b>	<b>42,691</b>
<b>NET RETURN/(COST)</b>	<b>\$173,263</b>	<b>\$145,705</b>	<b>\$162,996</b>	<b>\$153,014</b>

**DESCRIPTION:**

Glenn County Public Works Agency maintains a storm drain system consisting of a large drainage channel and accompanied by smaller ditches and culverts in an area located west of the Willows-Glenn County Airport near County Roads 53 and F. Primary maintenance consists of weed spraying and debris removal. The main drainage channel is also utilized by Kanawha Irrigation District that maintains weed control during the summer months.



COUNTY OF GLENN  
 SPECIAL DISTRICTS AND OTHER AGENCIES - NON ENTERPRISE  
 FINANCING SOURCES AND USES BY BUDGET UNIT BY OBJECT  
 FISCAL YEAR 2022-23

BUDGET UNIT: **05140000 N. WILLOWS COUNTY SERVICE AREA** DONALD RUST  
 FUNCTION: PUBLIC PROTECTION PUBLIC WORKS DIRECTOR  
 ACTIVITY: FLOOD CONTROL, SOIL & WATER

DETAIL BY REVENUE CATEGORY AND EXPENDITURE OBJECT	2020-21 ACTUAL	2021-22 ACTUAL	2022-23 RECOMMENDED BUDGET	2022-23 ADOPTED BUDGET
<b>REVENUES</b>				
TAXES	\$17,535	\$19,221	\$19,995	\$19,902
FINES, FORFEITURES & PENALTIES	85	64	66	66
USE OF MONEY & PROPERTY	1,527	1,091	2,000	1,000
INTERGOVERNMENTAL REVENUE	131	139	175	175
CHARGES FOR CURRENT SERVICES	18,329	18,780	32,675	32,675
<b>TOTAL REVENUES</b>	<b>37,607</b>	<b>39,295</b>	<b>54,911</b>	<b>53,818</b>
<b>EXPENSES</b>				
SERVICES & SUPPLIES	27,497	29,105	52,405	50,369
OTHER CHARGES	1,847	2,104	2,506	3,458
<b>TOTAL EXPENSES</b>	<b>29,344</b>	<b>31,209</b>	<b>54,911</b>	<b>53,827</b>
<b>NET RETURN/(COST)</b>	<b>\$8,263</b>	<b>\$8,086</b>	<b>\$0</b>	<b>(\$9)</b>

**DESCRIPTION:**

Formerly Storm Drainage District #2. Glenn County Public Works Agency maintains a storm drain system located within the boundaries of the City of Willows and the County of Glenn. The system consists of a retention basin, various levees, drainage channels, pipelines, pump stations, and other related infrastructure. Revenues to operate the district are derived from property taxes and special assessments for areas within the district that receive direct benefit. An advisory committee is in place to advise the Board of Supervisors as to system efficiencies and upgrades. During the winter months the Road Department staff operates, inspects, and monitors the drainage system of the district. The system is monitored and adjusted as needed for maximum efficiency with staff available on a standby basis for emergencies that may occur.

COUNTY OF GLENN  
 SPECIAL DISTRICTS AND OTHER AGENCIES - NON ENTERPRISE  
 FINANCING SOURCES AND USES BY BUDGET UNIT BY OBJECT  
 FISCAL YEAR 2022-23

BUDGET UNIT: **05210000 AIR POLLUTION CONTROL** MARCIE SKELTON  
 FUNCTION: PUBLIC PROTECTION AGRICULTURAL COMMISSIONER  
 ACTIVITY: PROTECTION INSPECTION

DETAIL BY REVENUE CATEGORY AND EXPENDITURE OBJECT	2020-21 ACTUAL	2021-22 ACTUAL	2022-23 RECOMMENDED BUDGET	2022-23 ADOPTED BUDGET
<b>REVENUES</b>				
LICENSES & PERMITS	\$154,362	\$159,029	\$178,000	\$178,000
FINES, FORFEITURES & PENALTIES	9,291	15,256	7,000	7,000
USE OF MONEY & PROPERTY	5,690	2,865	3,000	5,000
INTERGOVERNMENTAL REVENUE	243,411	264,605	267,521	350,231
CHARGES FOR CURRENT SERVICES	402,022	402,045	403,000	403,000
<b>TOTAL REVENUES</b>	<b>814,776</b>	<b>843,800</b>	<b>858,521</b>	<b>943,231</b>
<b>EXPENSES</b>				
SALARIES & BENEFITS	665,834	712,981	820,088	846,510
SERVICES & SUPPLIES	38,899	44,246	49,001	40,151
OTHER CHARGES	85,676	91,184	98,773	96,727
OTHER FINANCING USES	76,078	70,302	0	0
<b>TOTAL EXPENSES</b>	<b>866,487</b>	<b>918,713</b>	<b>967,862</b>	<b>983,388</b>
<b>NET RETURN/(COST)</b>	<b>(\$51,711)</b>	<b>(\$74,913)</b>	<b>(\$109,341)</b>	<b>(\$40,157)</b>

**DESCRIPTION:**

Funds are utilized to support efforts surrounding the implementation of air pollution regulations. This includes the regulating stationary sources of air pollution, residential, agricultural and prescribed burning programs as well as the Carl Moyer, Woodstove Replacement, and the FARMER grant programs. The District collects permit and violation fees to cover some of its costs. This account also hosts administration allocations from various grant programs.

COUNTY OF GLENN  
 SPECIAL DISTRICTS AND OTHER AGENCIES - NON ENTERPRISE  
 FINANCING SOURCES AND USES BY BUDGET UNIT BY OBJECT  
 FISCAL YEAR 2022-23

BUDGET UNIT: **05210241 AIR POLLUTION VEHICLE REGISTRATION** MARCIE SKELTON  
 FUNCTION: PUBLIC PROTECTION AGRICULTURAL COMMISSIONER  
 ACTIVITY: PROTECTION INSPECTION

DETAIL BY REVENUE CATEGORY AND EXPENDITURE OBJECT	2020-21 ACTUAL	2021-22 ACTUAL	2022-23 RECOMMENDED BUDGET	2022-23 ADOPTED BUDGET
<b>REVENUES</b>				
USE OF MONEY & PROPERTY	\$1,399	\$788	\$1,000	\$1,500
INTERGOVERNMENTAL REVENUE	122,228	120,622	114,000	117,000
MISCELLANEOUS REVENUES	0	713	713	569
<b>TOTAL REVENUES</b>	<b>123,627</b>	<b>122,123</b>	<b>115,713</b>	<b>119,069</b>
<b>EXPENSES</b>				
SERVICES & SUPPLIES	5,518	7,424	8,175	8,950
OTHER CHARGES	123,243	122,000	122,000	122,000
<b>TOTAL EXPENSES</b>	<b>128,761</b>	<b>129,424</b>	<b>130,175</b>	<b>130,950</b>
<b>NET RETURN/(COST)</b>	<b>(\$5,134)</b>	<b>(\$7,301)</b>	<b>(\$14,462)</b>	<b>(\$11,881)</b>

**DESCRIPTION:**

This budget is funded entirely through an AB 2766 Department of Motor Vehicles vehicle registration surcharge paid by Glenn County residents. Since 1991, local governments have received AB 2766 funds to implement programs that reduce air pollution from motor vehicles. The AB 2766 Subvention Program provides a funding source for air district to meet the requirements of federal and state Clean Air Acts and for implementation of motor vehicle emission reduction measures such as gasoline vapor recovery efforts and regional planning.

COUNTY OF GLENN  
 SPECIAL DISTRICTS AND OTHER AGENCIES - NON ENTERPRISE  
 FINANCING SOURCES AND USES BY BUDGET UNIT BY OBJECT  
 FISCAL YEAR 2022-23

BUDGET UNIT: **05211000 CARL MOYER PROGRAM** MARCIE SKELTON  
 FUNCTION: PUBLIC PROTECTION AGRICULTURAL COMMISSIONER  
 ACTIVITY: OTHER PROTECTION

DETAIL BY REVENUE CATEGORY AND EXPENDITURE OBJECT	2020-21 ACTUAL	2021-22 ACTUAL	2022-23 RECOMMENDED BUDGET	2022-23 ADOPTED BUDGET
<b>REVENUES</b>				
USE OF MONEY & PROPERTY	\$492	\$1,065	\$3,000	\$1,500
INTERGOVERNMENTAL REVENUE	175,000	175,000	175,000	175,000
<b>TOTAL REVENUES</b>	<b>175,492</b>	<b>176,065</b>	<b>178,000</b>	<b>176,500</b>
<b>EXPENSES</b>				
SERVICES & SUPPLIES	188,514	158,515	178,000	176,500
<b>TOTAL EXPENSES</b>	<b>188,514</b>	<b>158,515</b>	<b>178,000</b>	<b>176,500</b>
<b>NET RETURN/(COST)</b>	<b>(\$13,022)</b>	<b>\$17,550</b>	<b>\$0</b>	<b>\$0</b>

**DESCRIPTION:**

The Carl Moyer Memorial Air Quality Standards Attainment Program (Carl Moyer Program) provides grant funding for cleaner-than-required engines and equipment. Local air districts administer these grants and select which projects to fund. The California Air Resources Board works collaboratively with the districts and other stakeholders to set guidelines and ensure the program reduces pollution and provides cleaner air for Californians. The Carl Moyer Program achieves reductions in emissions of key pollutants which are necessary for California to meet its clean air commitments under regulatory requirements.

COUNTY OF GLENN  
 SPECIAL DISTRICTS AND OTHER AGENCIES - NON ENTERPRISE  
 FINANCING SOURCES AND USES BY BUDGET UNIT BY OBJECT  
 FISCAL YEAR 2022-23

BUDGET UNIT: **05211500 WOODSMOKE REDUCTION GRANT** MARCIE SKELTON  
 FUNCTION: PUBLIC PROTECTION AGRICULTURAL COMMISSIONER  
 ACTIVITY: OTHER PROTECTION

DETAIL BY REVENUE CATEGORY AND EXPENDITURE OBJECT	2020-21 ACTUAL	2021-22 ACTUAL	2022-23 RECOMMENDED BUDGET	2022-23 ADOPTED BUDGET
<b>REVENUES</b>				
USE OF MONEY & PROPERTY	\$711	\$546	\$500	\$500
INTERGOVERNMENTAL REVENUE	60,500	68,067	12,000	116,600
<b>TOTAL REVENUES</b>	<b>61,211</b>	<b>68,613</b>	<b>12,500</b>	<b>117,100</b>
<b>EXPENSES</b>				
SERVICES & SUPPLIES	78,597	46,000	12,500	180,500
<b>TOTAL EXPENSES</b>	<b>78,597</b>	<b>46,000</b>	<b>12,500</b>	<b>180,500</b>
<b>NET RETURN/(COST)</b>	<b>(\$17,386)</b>	<b>\$22,613</b>	<b>\$0</b>	<b>(\$63,400)</b>

**DESCRIPTION:**

The Woodsmoke Reduction Program replaces old wood burning stoves and hearth fireplaces (reducing air pollution) with grant funds received from the State and expended according to established State guidelines. The Glenn County Air Pollution Control District has issued various Wood Smoke Reduction Vouchers to spend these grant funds under their established guidelines.

COUNTY OF GLENN  
 SPECIAL DISTRICTS AND OTHER AGENCIES - NON ENTERPRISE  
 FINANCING SOURCES AND USES BY BUDGET UNIT BY OBJECT  
 FISCAL YEAR 2022-23

BUDGET UNIT: **05211600 AIR POLLUTION FARMER GRANT** MARCIE SKELTON  
 FUNCTION: PUBLIC PROTECTION AGRICULTURAL COMMISSIONER  
 ACTIVITY: OTHER PROTECTION

DETAIL BY REVENUE CATEGORY AND EXPENDITURE OBJECT	2020-21 ACTUAL	2021-22 ACTUAL	2022-23 RECOMMENDED BUDGET	2022-23 ADOPTED BUDGET
<b>REVENUES</b>				
USE OF MONEY & PROPERTY	\$5,136	\$1,318	\$5,000	\$5,000
INTERGOVERNMENTAL REVENUE	516,176	714,219	691,610	1,428,437
OTHER FINANCING SOURCES	76,078	70,302	0	0
<b>TOTAL REVENUES</b>	<b>597,390</b>	<b>785,839</b>	<b>696,610</b>	<b>1,433,437</b>
<b>EXPENSES</b>				
SERVICES & SUPPLIES	857,493	134,966	696,610	1,433,437
<b>TOTAL EXPENSES</b>	<b>857,493</b>	<b>134,966</b>	<b>696,610</b>	<b>1,433,437</b>
<b>NET RETURN/(COST)</b>	<b>(\$260,103)</b>	<b>\$650,873</b>	<b>\$0</b>	<b>\$0</b>

**DESCRIPTION:**

The FARMER Program replaces diesel fueled equipment (reducing air pollution) with grant funds received from the State and expended according to established State guidelines. The Glenn County Air Pollution Control District is under various FARMER Program Grant Agreements with the California Air Resources Board to spend these grant funds under their established guidelines.

COUNTY OF GLENN  
 SPECIAL DISTRICTS AND OTHER AGENCIES - NON ENTERPRISE  
 FINANCING SOURCES AND USES BY BUDGET UNIT BY OBJECT  
 FISCAL YEAR 2022-23

BUDGET UNIT: **05211700 COMMUNITY AIR PROTECTION AB617** MARCIE SKELTON  
 FUNCTION: PUBLIC PROTECTION AGRICULTURAL COMMISSIONER  
 ACTIVITY: OTHER PROTECTION

DETAIL BY REVENUE CATEGORY AND EXPENDITURE OBJECT	2020-21 ACTUAL	2021-22 ACTUAL	2022-23 RECOMMENDED BUDGET	2022-23 ADOPTED BUDGET
<b>REVENUES</b>				
USE OF MONEY & PROPERTY	\$896	\$234	\$200	\$200
INTERGOVERNMENTAL REVENUE	75,224	0	25,787	106,432
<b>TOTAL REVENUES</b>	<b>76,120</b>	<b>234</b>	<b>25,987</b>	<b>106,632</b>
<b>EXPENSES</b>				
SERVICES & SUPPLIES	52,365	10,800	25,987	106,432
OTHER CHARGES	60,500	0	0	26,600
<b>TOTAL EXPENSES</b>	<b>112,865</b>	<b>10,800</b>	<b>25,987</b>	<b>133,032</b>
<b>NET RETURN/(COST)</b>	<b>(\$36,745)</b>	<b>(\$10,566)</b>	<b>\$0</b>	<b>(\$26,400)</b>

**DESCRIPTION:**

Community Air Protection Program covers District costs implementing AB 617 as well as identifying and reducing exposure in communities most impacted by air pollution. This is done with grant funds received from the State. In response to Assembly Bill (AB) 617 (C. Garcia, Chapter 136, Statutes of 2017), CARB established the Community Air Protection Program (CAPP or Program). The Program's focus is to reduce exposure in communities most impacted by air pollution.

**County of GLENN**  
**AUDITOR CERTIFIED VALUES BY TAX BASE**  
**Model Num: final, Tax Year: 2022**  
**AIRCRAFT VALUES INCLUDED**

<b>TAX CODE:</b>	<b>00001</b>	<b>COUNTYWIDE P13</b>			<b>TAX CODE:</b>	<b>02800</b>	<b>RECLAMATION DISTRICT #2047</b>		
<b>VALUE BASE:</b>	<b>7</b>	<b>Net of All</b>			<b>VALUE BASE:</b>	<b>7</b>	<b>Net of All</b>		
<b>TYPE:</b>	<b>OPERATING</b>				<b>TYPE:</b>	<b>OPERATING</b>			
		<u>SECURED</u>	<u>UNSECURED</u>	<u>TOTAL</u>			<u>SECURED</u>	<u>UNSECURED</u>	<u>TOTAL</u>
PARCEL COUNT		14,596	1,594	16,190	PARCEL COUNT		1,771	259	2,030
LOCAL		3,963,808,450	166,952,439	4,130,760,889	LOCAL		491,722,761	47,156,603	538,879,364
UTILITY		1,550,533		1,550,533	UTILITY		1,742		1,742
TOTAL		3,965,358,983	166,952,439	4,132,311,422	TOTAL		491,724,503	47,156,603	538,881,106
PLUS HOX		29,266,751	7,000	29,273,751	PLUS HOX		1,609,500		1,609,500
<b>TOTAL</b>		<b>3,994,625,734</b>	<b>166,959,439</b>	<b>4,161,585,173</b>	<b>TOTAL</b>		<b>493,334,003</b>	<b>47,156,603</b>	<b>540,490,606</b>
<b>TAX CODE:</b>	<b>10101</b>	<b>GENERAL FUND</b>			<b>TAX CODE:</b>	<b>10190</b>	<b>SUPT OF SCHOOLS</b>		
<b>VALUE BASE:</b>	<b>7</b>	<b>Net of All</b>			<b>VALUE BASE:</b>	<b>7</b>	<b>Net of All</b>		
<b>TYPE:</b>	<b>SPECIAL</b>				<b>TYPE:</b>	<b>SPECIAL</b>			
		<u>SECURED</u>	<u>UNSECURED</u>	<u>TOTAL</u>			<u>SECURED</u>	<u>UNSECURED</u>	<u>TOTAL</u>
PARCEL COUNT		14,592	1,594	16,186	PARCEL COUNT		14,592	1,594	16,186
LOCAL		3,963,279,132	166,952,439	4,130,231,571	LOCAL		3,963,279,132	166,952,439	4,130,231,571
UTILITY		1,550,533		1,550,533	UTILITY		1,550,533		1,550,533
TOTAL		3,964,829,665	166,952,439	4,131,782,104	TOTAL		3,964,829,665	166,952,439	4,131,782,104
PLUS HOX		29,266,751	7,000	29,273,751	PLUS HOX		29,266,751	7,000	29,273,751
<b>TOTAL</b>		<b>3,994,096,416</b>	<b>166,959,439</b>	<b>4,161,055,855</b>	<b>TOTAL</b>		<b>3,994,096,416</b>	<b>166,959,439</b>	<b>4,161,055,855</b>
<b>TAX CODE:</b>	<b>23400</b>	<b>PLAZA ELEMENTARY BOND</b>			<b>TAX CODE:</b>	<b>25200</b>	<b>HAMILTON USD 2011 REFUNDING BOND</b>		
<b>VALUE BASE:</b>	<b>7</b>	<b>Net of All</b>			<b>VALUE BASE:</b>	<b>7</b>	<b>Net of All</b>		
<b>TYPE:</b>	<b>OPERATING</b>				<b>TYPE:</b>	<b>OPERATING</b>			
		<u>SECURED</u>	<u>UNSECURED</u>	<u>TOTAL</u>			<u>SECURED</u>	<u>UNSECURED</u>	<u>TOTAL</u>
PARCEL COUNT		238	35	273	PARCEL COUNT		1,372	119	1,491
LOCAL		188,553,983	10,136,051	198,690,034	LOCAL		451,615,438	24,580,688	476,196,126
UTILITY				0	UTILITY		146,784		146,784
TOTAL		188,553,983	10,136,051	198,690,034	TOTAL		451,762,222	24,580,688	476,342,910
PLUS HOX		306,600		306,600	PLUS HOX		3,139,935		3,139,935
<b>TOTAL</b>		<b>188,860,583</b>	<b>10,136,051</b>	<b>198,996,634</b>	<b>TOTAL</b>		<b>454,902,157</b>	<b>24,580,688</b>	<b>479,482,845</b>
<b>TAX CODE:</b>	<b>25201</b>	<b>HAMILTON CITY 2019 SERIES A BOND</b>			<b>TAX CODE:</b>	<b>26100</b>	<b>ORLAND UNIFIED BOND - SERIES A</b>		
<b>VALUE BASE:</b>	<b>7</b>	<b>Net of All</b>			<b>VALUE BASE:</b>	<b>7</b>	<b>Net of All</b>		
<b>TYPE:</b>	<b>OPERATING</b>				<b>TYPE:</b>	<b>OPERATING</b>			
		<u>SECURED</u>	<u>UNSECURED</u>	<u>TOTAL</u>			<u>SECURED</u>	<u>UNSECURED</u>	<u>TOTAL</u>
PARCEL COUNT		1,372	119	1,491	PARCEL COUNT		6,270	689	6,959
LOCAL		451,615,438	24,580,688	476,196,126	LOCAL		1,548,558,530	52,983,712	1,601,542,242
UTILITY		146,784		146,784	UTILITY		791,520		791,520
TOTAL		451,762,222	24,580,688	476,342,910	TOTAL		1,549,350,050	52,983,712	1,602,333,762
PLUS HOX		3,139,935		3,139,935	PLUS HOX		15,175,681	7,000	15,182,681
<b>TOTAL</b>		<b>454,902,157</b>	<b>24,580,688</b>	<b>479,482,845</b>	<b>TOTAL</b>		<b>1,564,525,731</b>	<b>52,990,712</b>	<b>1,617,516,443</b>
<b>TAX CODE:</b>	<b>26101</b>	<b>ORLAND UNIFIED BOND - SERIES B</b>			<b>TAX CODE:</b>	<b>26102</b>	<b>ORLAND UNIFIED BOND - SERIES C</b>		
<b>VALUE BASE:</b>	<b>7</b>	<b>Net of All</b>			<b>VALUE BASE:</b>	<b>7</b>	<b>Net of All</b>		
<b>TYPE:</b>	<b>OPERATING</b>				<b>TYPE:</b>	<b>OPERATING</b>			
		<u>SECURED</u>	<u>UNSECURED</u>	<u>TOTAL</u>			<u>SECURED</u>	<u>UNSECURED</u>	<u>TOTAL</u>
PARCEL COUNT		6,270	689	6,959	PARCEL COUNT		6,270	689	6,959
LOCAL		1,548,558,530	52,983,712	1,601,542,242	LOCAL		1,548,558,530	52,983,712	1,601,542,242
UTILITY		791,520		791,520	UTILITY		791,520		791,520
TOTAL		1,549,350,050	52,983,712	1,602,333,762	TOTAL		1,549,350,050	52,983,712	1,602,333,762
PLUS HOX		15,175,681	7,000	15,182,681	PLUS HOX		15,175,681	7,000	15,182,681
<b>TOTAL</b>		<b>1,564,525,731</b>	<b>52,990,712</b>	<b>1,617,516,443</b>	<b>TOTAL</b>		<b>1,564,525,731</b>	<b>52,990,712</b>	<b>1,617,516,443</b>



**County of GLENN**  
**AUDITOR CERTIFIED VALUES BY TAX BASE**  
**Model Num: final, Tax Year: 2022**  
**AIRCRAFT VALUES INCLUDED**

TAX CODE: 26200 PRINCETON UNIFIED BOND				TAX CODE: 26300 WILLOWS UNIFIED BOND			
VALUE BASE: 7 Net of All				VALUE BASE: 7 Net of All			
TYPE: OPERATING				TYPE: OPERATING			
	<u>SECURED</u>	<u>UNSECURED</u>	<u>TOTAL</u>		<u>SECURED</u>	<u>UNSECURED</u>	<u>TOTAL</u>
PARCEL COUNT	1,052	93	1,145	PARCEL COUNT	4,971	659	5,630
LOCAL	337,894,740	25,908,094	363,802,834	LOCAL	1,557,192,361	62,123,472	1,619,315,833
UTILITY			0	UTILITY	612,229		612,229
TOTAL	337,894,740	25,908,094	363,802,834	TOTAL	1,557,804,590	62,123,472	1,619,928,062
PLUS HOX	595,000		595,000	PLUS HOX	9,819,935		9,819,935
TOTAL	338,489,740	25,908,094	364,397,834	TOTAL	1,567,624,525	62,123,472	1,629,747,997

TAX CODE: 26510 BUTTE COLLEGE ELECTION OF 2002 BOND				TAX CODE: 26511 BUTTE COLLEGE ELECTION OF 2016 BOND			
VALUE BASE: 7 Net of All				VALUE BASE: 7 Net of All			
TYPE: OPERATING				TYPE: OPERATING			
	<u>SECURED</u>	<u>UNSECURED</u>	<u>TOTAL</u>		<u>SECURED</u>	<u>UNSECURED</u>	<u>TOTAL</u>
PARCEL COUNT	13,665	1,560	15,225	PARCEL COUNT	13,665	1,560	15,225
LOCAL	3,895,261,069	165,595,966	4,060,857,035	LOCAL	3,895,261,069	165,595,966	4,060,857,035
UTILITY	1,550,533		1,550,533	UTILITY	1,550,533		1,550,533
TOTAL	3,896,811,602	165,595,966	4,062,407,568	TOTAL	3,896,811,602	165,595,966	4,062,407,568
PLUS HOX	28,730,551	7,000	28,737,551	PLUS HOX	28,730,551	7,000	28,737,551
TOTAL	3,925,542,153	165,602,966	4,091,145,119	TOTAL	3,925,542,153	165,602,966	4,091,145,119

TAX CODE: 27610 YUBA COLLEGE ELECTION OF 2006 BOND				TAX CODE: 27611 YUBA COLLEGE ELECTION OF 2016 BOND			
VALUE BASE: 7 Net of All				VALUE BASE: 7 Net of All			
TYPE: OPERATING				TYPE: OPERATING			
	<u>SECURED</u>	<u>UNSECURED</u>	<u>TOTAL</u>		<u>SECURED</u>	<u>UNSECURED</u>	<u>TOTAL</u>
PARCEL COUNT	931	34	965	PARCEL COUNT	931	34	965
LOCAL	68,547,381	1,356,473	69,903,854	LOCAL	68,547,381	1,356,473	69,903,854
UTILITY			0	UTILITY			0
TOTAL	68,547,381	1,356,473	69,903,854	TOTAL	68,547,381	1,356,473	69,903,854
PLUS HOX	536,200		536,200	PLUS HOX	536,200		536,200
TOTAL	69,083,581	1,356,473	70,440,054	TOTAL	69,083,581	1,356,473	70,440,054

TAX CODE: 30303 CITY OF WILLOWS				TAX CODE: 30304 CITY OF ORLAND			
VALUE BASE: 7 Net of All				VALUE BASE: 7 Net of All			
TYPE: SPECIAL				TYPE: SPECIAL			
	<u>SECURED</u>	<u>UNSECURED</u>	<u>TOTAL</u>		<u>SECURED</u>	<u>UNSECURED</u>	<u>TOTAL</u>
PARCEL COUNT	2,174	313	2,487	PARCEL COUNT	2,997	306	3,303
LOCAL	402,198,584	15,666,285	417,864,869	LOCAL	547,663,069	20,935,286	568,598,355
UTILITY	610,487		610,487	UTILITY	376,000		376,000
TOTAL	402,809,071	15,666,285	418,475,356	TOTAL	548,039,069	20,935,286	568,974,355
PLUS HOX	6,129,200		6,129,200	PLUS HOX	7,958,489		7,958,489
TOTAL	408,938,271	15,666,285	424,604,556	TOTAL	555,997,558	20,935,286	576,932,844

TAX CODE: 30314 CAPAY FIRE				TAX CODE: 30324 BEAR INDIAN VALLEY FIRE			
VALUE BASE: 7 Net of All				VALUE BASE: 7 Net of All			
TYPE: SPECIAL				TYPE: SPECIAL			
	<u>SECURED</u>	<u>UNSECURED</u>	<u>TOTAL</u>		<u>SECURED</u>	<u>UNSECURED</u>	<u>TOTAL</u>
PARCEL COUNT	276	38	314	PARCEL COUNT	192	1	193
LOCAL	91,145,777	1,841,458	92,987,235	LOCAL	16,473,341	6,040	16,479,381
UTILITY			0	UTILITY			0
TOTAL	91,145,777	1,841,458	92,987,235	TOTAL	16,473,341	6,040	16,479,381
PLUS HOX	686,000		686,000	PLUS HOX	47,600		47,600
TOTAL	91,831,777	1,841,458	93,673,235	TOTAL	16,520,941	6,040	16,526,981

**County of GLENN**  
**AUDITOR CERTIFIED VALUES BY TAX BASE**  
**Model Num: final, Tax Year: 2022**  
**AIRCRAFT VALUES INCLUDED**

<b>TAX CODE: 30325 BUTTE CREEK DRAINAGE</b>			
<b>VALUE BASE: 7 Net of All</b>			
<b>TYPE: SPECIAL</b>			
	<u>SECURED</u>	<u>UNSECURED</u>	<u>TOTAL</u>
PARCEL COUNT	95	12	107
LOCAL	38,101,602	4,252,194	42,353,796
UTILITY			0
TOTAL	38,101,602	4,252,194	42,353,796
PLUS HOX	7,000		7,000
<b>TOTAL</b>	<b>38,108,602</b>	<b>4,252,194</b>	<b>42,360,796</b>

<b>TAX CODE: 30327 STONYFORD CEMETERY</b>			
<b>VALUE BASE: 7 Net of All</b>			
<b>TYPE: SPECIAL</b>			
	<u>SECURED</u>	<u>UNSECURED</u>	<u>TOTAL</u>
PARCEL COUNT	172	5	177
LOCAL	13,072,384	83,520	13,155,904
UTILITY			0
TOTAL	13,072,384	83,520	13,155,904
PLUS HOX	40,600		40,600
<b>TOTAL</b>	<b>13,112,984</b>	<b>83,520</b>	<b>13,196,504</b>

<b>TAX CODE: 30363 RECLAMATION DISTRICT #2047</b>			
<b>VALUE BASE: 7 Net of All</b>			
<b>TYPE: SPECIAL</b>			
	<u>SECURED</u>	<u>UNSECURED</u>	<u>TOTAL</u>
PARCEL COUNT	1,771	259	2,030
LOCAL	491,722,761	47,156,603	538,879,364
UTILITY	1,742		1,742
TOTAL	491,724,503	47,156,603	538,881,106
PLUS HOX	1,609,500		1,609,500
<b>TOTAL</b>	<b>493,334,003</b>	<b>47,156,603</b>	<b>540,490,606</b>

<b>TAX CODE: 30364 PRINCETON-CODORA IRRIGATION</b>			
<b>VALUE BASE: 7 Net of All</b>			
<b>TYPE: SPECIAL</b>			
	<u>SECURED</u>	<u>UNSECURED</u>	<u>TOTAL</u>
PARCEL COUNT	196	27	223
LOCAL	58,696,482	6,169,644	64,866,126
UTILITY			0
TOTAL	58,696,482	6,169,644	64,866,126
PLUS HOX	224,000		224,000
<b>TOTAL</b>	<b>58,920,482</b>	<b>6,169,644</b>	<b>65,090,126</b>

<b>TAX CODE: 30365 GLENN-COLUSA IRRIGATION</b>			
<b>VALUE BASE: 7 Net of All</b>			
<b>TYPE: SPECIAL</b>			
	<u>SECURED</u>	<u>UNSECURED</u>	<u>TOTAL</u>
PARCEL COUNT	972	190	1,162
LOCAL	283,350,978	24,660,759	308,011,737
UTILITY			0
TOTAL	283,350,978	24,660,759	308,011,737
PLUS HOX	895,500		895,500
<b>TOTAL</b>	<b>284,246,478</b>	<b>24,660,759</b>	<b>308,907,237</b>

<b>TAX CODE: 30366 PROVIDENT IRRIGATION</b>			
<b>VALUE BASE: 7 Net of All</b>			
<b>TYPE: SPECIAL</b>			
	<u>SECURED</u>	<u>UNSECURED</u>	<u>TOTAL</u>
PARCEL COUNT	192	10	202
LOCAL	53,006,741	2,130,735	55,137,476
UTILITY			0
TOTAL	53,006,741	2,130,735	55,137,476
PLUS HOX	42,000		42,000
<b>TOTAL</b>	<b>53,048,741</b>	<b>2,130,735</b>	<b>55,179,476</b>

<b>TAX CODE: 30501 ARTOIS FIRE</b>			
<b>VALUE BASE: 7 Net of All</b>			
<b>TYPE: SPECIAL</b>			
	<u>SECURED</u>	<u>UNSECURED</u>	<u>TOTAL</u>
PARCEL COUNT	877	104	981
LOCAL	535,656,715	25,494,306	561,151,021
UTILITY			0
TOTAL	535,656,715	25,494,306	561,151,021
PLUS HOX	854,000	7,000	861,000
<b>TOTAL</b>	<b>536,510,715</b>	<b>25,501,306</b>	<b>562,012,021</b>

<b>TAX CODE: 30502 HAMILTON FIRE</b>			
<b>VALUE BASE: 7 Net of All</b>			
<b>TYPE: SPECIAL</b>			
	<u>SECURED</u>	<u>UNSECURED</u>	<u>TOTAL</u>
PARCEL COUNT	890	51	941
LOCAL	249,097,150	12,427,691	261,524,841
UTILITY	141,120		141,120
TOTAL	249,238,270	12,427,691	261,665,961
PLUS HOX	2,166,935		2,166,935
<b>TOTAL</b>	<b>251,405,205</b>	<b>12,427,691</b>	<b>263,832,896</b>

<b>TAX CODE: 30503 BAYLISS FIRE</b>			
<b>VALUE BASE: 7 Net of All</b>			
<b>TYPE: SPECIAL</b>			
	<u>SECURED</u>	<u>UNSECURED</u>	<u>TOTAL</u>
PARCEL COUNT	384	59	443
LOCAL	103,155,832	7,854,366	111,010,198
UTILITY			0
TOTAL	103,155,832	7,854,366	111,010,198
PLUS HOX	399,000		399,000
<b>TOTAL</b>	<b>103,554,832</b>	<b>7,854,366</b>	<b>111,409,198</b>

<b>TAX CODE: 30505 WILLOWS RURAL FIRE</b>			
<b>VALUE BASE: 7 Net of All</b>			
<b>TYPE: SPECIAL</b>			
	<u>SECURED</u>	<u>UNSECURED</u>	<u>TOTAL</u>
PARCEL COUNT	1,411	192	1,603
LOCAL	357,605,832	19,417,733	377,023,565
UTILITY	1,742		1,742
TOTAL	357,607,574	19,417,733	377,025,307
PLUS HOX	2,395,735		2,395,735
<b>TOTAL</b>	<b>360,003,309</b>	<b>19,417,733</b>	<b>379,421,042</b>

**County of GLENN**  
**AUDITOR CERTIFIED VALUES BY TAX BASE**  
 Model Num: final, Tax Year: 2022  
**AIRCRAFT VALUES INCLUDED**

<b>TAX CODE: 30511 STORM DRAIN MAINT #1</b>				<b>TAX CODE: 30513 STORM DRAIN MAINT #3</b>			
<b>VALUE BASE: 7 Net of All</b>				<b>VALUE BASE: 7 Net of All</b>			
<b>TYPE: SPECIAL</b>				<b>TYPE: SPECIAL</b>			
	<u>SECURED</u>	<u>UNSECURED</u>	<u>TOTAL</u>		<u>SECURED</u>	<u>UNSECURED</u>	<u>TOTAL</u>
PARCEL COUNT	553	59	612	PARCEL COUNT	47	7	54
LOCAL	151,657,771	10,233,736	161,891,507	LOCAL	250,219,983	795,200	251,015,183
UTILITY			0	UTILITY			0
TOTAL	151,657,771	10,233,736	161,891,507	TOTAL	250,219,983	795,200	251,015,183
PLUS HOX	1,100,812		1,100,812	PLUS HOX	91,000		91,000
TOTAL	152,758,583	10,233,736	162,992,319	TOTAL	250,310,983	795,200	251,106,183
<b>TAX CODE: 30514 NORTH WILLOWS CSA</b>				<b>TAX CODE: 30601 ELK CREEK CEMETERY</b>			
<b>VALUE BASE: 7 Net of All</b>				<b>VALUE BASE: 7 Net of All</b>			
<b>TYPE: SPECIAL</b>				<b>TYPE: SPECIAL</b>			
	<u>SECURED</u>	<u>UNSECURED</u>	<u>TOTAL</u>		<u>SECURED</u>	<u>UNSECURED</u>	<u>TOTAL</u>
PARCEL COUNT	994	83	1,077	PARCEL COUNT	617	23	640
LOCAL	153,962,488	2,501,829	156,464,317	LOCAL	44,139,370	324,697	44,464,067
UTILITY			0	UTILITY			0
TOTAL	153,962,488	2,501,829	156,464,317	TOTAL	44,139,370	324,697	44,464,067
PLUS HOX	2,923,200		2,923,200	PLUS HOX	439,600		439,600
TOTAL	156,885,688	2,501,829	159,387,517	TOTAL	44,578,970	324,697	44,903,667
<b>TAX CODE: 30603 MARVIN-CHAPEL CEMETERY</b>				<b>TAX CODE: 30604 NEWVILLE CEMETERY</b>			
<b>VALUE BASE: 7 Net of All</b>				<b>VALUE BASE: 7 Net of All</b>			
<b>TYPE: SPECIAL</b>				<b>TYPE: SPECIAL</b>			
	<u>SECURED</u>	<u>UNSECURED</u>	<u>TOTAL</u>		<u>SECURED</u>	<u>UNSECURED</u>	<u>TOTAL</u>
PARCEL COUNT	455	35	490	PARCEL COUNT	290	20	310
LOCAL	164,997,014	7,440,937	172,437,951	LOCAL	19,078,667	613,249	19,691,916
UTILITY			0	UTILITY			0
TOTAL	164,997,014	7,440,937	172,437,951	TOTAL	19,078,667	613,249	19,691,916
PLUS HOX	168,000		168,000	PLUS HOX	77,000		77,000
TOTAL	165,165,014	7,440,937	172,605,951	TOTAL	19,155,667	613,249	19,768,916
<b>TAX CODE: 30605 ORLAND CEMETERY</b>				<b>TAX CODE: 30606 WILLOWS CEMETERY</b>			
<b>VALUE BASE: 7 Net of All</b>				<b>VALUE BASE: 7 Net of All</b>			
<b>TYPE: SPECIAL</b>				<b>TYPE: SPECIAL</b>			
	<u>SECURED</u>	<u>UNSECURED</u>	<u>TOTAL</u>		<u>SECURED</u>	<u>UNSECURED</u>	<u>TOTAL</u>
PARCEL COUNT	7,175	752	7,927	PARCEL COUNT	5,290	703	5,993
LOCAL	1,771,442,649	68,708,475	1,840,151,124	LOCAL	1,599,557,402	83,914,503	1,683,471,905
UTILITY	932,640		932,640	UTILITY	617,893		617,893
TOTAL	1,772,375,289	68,708,475	1,841,083,764	TOTAL	1,600,175,295	83,914,503	1,684,089,798
PLUS HOX	17,993,616	7,000	18,000,616	PLUS HOX	9,980,935		9,980,935
TOTAL	1,790,368,905	68,715,475	1,859,084,380	TOTAL	1,610,156,230	83,914,503	1,694,070,733
<b>TAX CODE: 30620 GLENN-CODORA FIRE</b>				<b>TAX CODE: 30621 ELK CREEK FIRE</b>			
<b>VALUE BASE: 7 Net of All</b>				<b>VALUE BASE: 7 Net of All</b>			
<b>TYPE: SPECIAL</b>				<b>TYPE: SPECIAL</b>			
	<u>SECURED</u>	<u>UNSECURED</u>	<u>TOTAL</u>		<u>SECURED</u>	<u>UNSECURED</u>	<u>TOTAL</u>
PARCEL COUNT	528	54	582	PARCEL COUNT	506	21	527
LOCAL	147,633,146	18,291,552	165,924,698	LOCAL	38,856,085	699,629	39,555,714
UTILITY			0	UTILITY			0
TOTAL	147,633,146	18,291,552	165,924,698	TOTAL	38,856,085	699,629	39,555,714
PLUS HOX	413,000		413,000	PLUS HOX	474,600		474,600
TOTAL	148,046,146	18,291,552	166,337,698	TOTAL	39,330,685	699,629	40,030,314

**County of GLENN**  
**AUDITOR CERTIFIED VALUES BY TAX BASE**  
 Model Num: final, Tax Year: 2022  
**AIRCRAFT VALUES INCLUDED**

**TAX CODE: 30622 GLENN-COLUSA FIRE**  
**VALUE BASE: 7 Net of All**  
**TYPE: SPECIAL**

	<u>SECURED</u>	<u>UNSECURED</u>	<u>TOTAL</u>
PARCEL COUNT	455	35	490
LOCAL	164,997,014	7,440,937	172,437,951
UTILITY			0
TOTAL	164,997,014	7,440,937	172,437,951
PLUS HOX	168,000		168,000
TOTAL	165,165,014	7,440,937	172,605,951

**TAX CODE: 30623 KANAWHA FIRE**  
**VALUE BASE: 7 Net of All**  
**TYPE: SPECIAL**

	<u>SECURED</u>	<u>UNSECURED</u>	<u>TOTAL</u>
PARCEL COUNT	530	34	564
LOCAL	425,409,816	6,761,868	432,171,684
UTILITY			0
TOTAL	425,409,816	6,761,868	432,171,684
PLUS HOX	245,000		245,000
TOTAL	425,654,816	6,761,868	432,416,684

**TAX CODE: 30624 ORD FIRE**  
**VALUE BASE: 7 Net of All**  
**TYPE: SPECIAL**

	<u>SECURED</u>	<u>UNSECURED</u>	<u>TOTAL</u>
PARCEL COUNT	209	25	234
LOCAL	107,545,801	2,607,194	110,152,995
UTILITY	5,664		5,664
TOTAL	107,551,465	2,607,194	110,158,659
PLUS HOX	259,000		259,000
TOTAL	107,810,465	2,607,194	110,417,659

**TAX CODE: 30625 ORLAND FIRE**  
**VALUE BASE: 7 Net of All**  
**TYPE: SPECIAL**

	<u>SECURED</u>	<u>UNSECURED</u>	<u>TOTAL</u>
PARCEL COUNT	2,888	333	3,221
LOCAL	762,113,014	27,167,132	789,280,146
UTILITY	415,520		415,520
TOTAL	762,528,534	27,167,132	789,695,666
PLUS HOX	7,035,192		7,035,192
TOTAL	769,563,726	27,167,132	796,730,858

**TAX CODE: 30630 LEVEE DISTRICT #1**  
**VALUE BASE: 7 Net of All**  
**TYPE: SPECIAL**

	<u>SECURED</u>	<u>UNSECURED</u>	<u>TOTAL</u>
PARCEL COUNT	240	38	278
LOCAL	96,758,947	11,094,023	107,852,970
UTILITY			0
TOTAL	96,758,947	11,094,023	107,852,970
PLUS HOX	280,000		280,000
TOTAL	97,038,947	11,094,023	108,132,970

**TAX CODE: 30631 LEVEE DISTRICT #2**  
**VALUE BASE: 7 Net of All**  
**TYPE: SPECIAL**

	<u>SECURED</u>	<u>UNSECURED</u>	<u>TOTAL</u>
PARCEL COUNT	175	22	197
LOCAL	50,324,492	5,884,254	56,208,746
UTILITY			0
TOTAL	50,324,492	5,884,254	56,208,746
PLUS HOX	203,000		203,000
TOTAL	50,527,492	5,884,254	56,411,746

**TAX CODE: 30632 LEVEE DISTRICT #3**  
**VALUE BASE: 7 Net of All**  
**TYPE: SPECIAL**

	<u>SECURED</u>	<u>UNSECURED</u>	<u>TOTAL</u>
PARCEL COUNT	234	18	252
LOCAL	83,776,881	2,802,757	86,579,638
UTILITY			0
TOTAL	83,776,881	2,802,757	86,579,638
PLUS HOX	140,000		140,000
TOTAL	83,916,881	2,802,757	86,719,638

**TAX CODE: 30650 BUTTE CITY CSD**  
**VALUE BASE: 7 Net of All**  
**TYPE: SPECIAL**

	<u>SECURED</u>	<u>UNSECURED</u>	<u>TOTAL</u>
PARCEL COUNT	57	6	63
LOCAL	4,853,537	1,169,530	6,023,067
UTILITY			0
TOTAL	4,853,537	1,169,530	6,023,067
PLUS HOX	56,000		56,000
TOTAL	4,909,537	1,169,530	6,079,067

**TAX CODE: 30670 ORD BEND CSD**  
**VALUE BASE: 7 Net of All**  
**TYPE: SPECIAL**

	<u>SECURED</u>	<u>UNSECURED</u>	<u>TOTAL</u>
PARCEL COUNT	268	42	310
LOCAL	147,244,720	11,964,684	159,209,404
UTILITY	5,664		5,664
TOTAL	147,250,384	11,964,684	159,215,068
PLUS HOX	294,000		294,000
TOTAL	147,544,384	11,964,684	159,509,068

**TAX CODE: 30680 HAMILTON CITY CSD**  
**VALUE BASE: 7 Net of All**  
**TYPE: SPECIAL**

	<u>SECURED</u>	<u>UNSECURED</u>	<u>TOTAL</u>
PARCEL COUNT	666	31	697
LOCAL	82,537,668	2,046,211	84,583,879
UTILITY	141,120		141,120
TOTAL	82,678,788	2,046,211	84,724,999
PLUS HOX	1,998,935		1,998,935
TOTAL	84,677,723	2,046,211	86,723,934



**County of GLENN**  
**AUDITOR CERTIFIED VALUES BY TAX BASE**  
**Model Num: final, Tax Year: 2022**  
**AIRCRAFT VALUES INCLUDED**

<b>TAX CODE: 30683 HCCSD-LIGHTING</b>				<b>TAX CODE: 30688 N.E. WILLOWS CSD</b>			
<b>VALUE BASE: 7 Net of All</b>				<b>VALUE BASE: 7 Net of All</b>			
<b>TYPE: SPECIAL</b>				<b>TYPE: SPECIAL</b>			
	<u>SECURED</u>	<u>UNSECURED</u>	<u>TOTAL</u>		<u>SECURED</u>	<u>UNSECURED</u>	<u>TOTAL</u>
PARCEL COUNT	552	26	578	PARCEL COUNT	322	13	335
LOCAL	64,026,097	729,471	64,755,568	LOCAL	34,931,216	128,540	35,059,756
UTILITY	141,120		141,120	UTILITY			0
TOTAL	64,167,217	729,471	64,896,688	TOTAL	34,931,216	128,540	35,059,756
PLUS HOX	1,571,935		1,571,935	PLUS HOX	782,600		782,600
<b>TOTAL</b>	<b>65,739,152</b>	<b>729,471</b>	<b>66,468,623</b>	<b>TOTAL</b>	<b>35,713,816</b>	<b>128,540</b>	<b>35,842,356</b>
<b>TAX CODE: 30692 MOSQUITO ABATEMENT</b>				<b>TAX CODE: 46011 CAPAY JOINT UNION ELEMENTARY</b>			
<b>VALUE BASE: 7 Net of All</b>				<b>VALUE BASE: 7 Net of All</b>			
<b>TYPE: SPECIAL</b>				<b>TYPE: SPECIAL</b>			
	<u>SECURED</u>	<u>UNSECURED</u>	<u>TOTAL</u>		<u>SECURED</u>	<u>UNSECURED</u>	<u>TOTAL</u>
PARCEL COUNT	2,766	438	3,204	PARCEL COUNT	293	46	339
LOCAL	493,171,129	22,115,574	515,286,703	LOCAL	98,384,226	2,834,278	101,218,504
UTILITY	610,487		610,487	UTILITY			0
TOTAL	493,781,616	22,115,574	515,897,190	TOTAL	98,384,226	2,834,278	101,218,504
PLUS HOX	7,702,800		7,702,800	PLUS HOX	707,000		707,000
<b>TOTAL</b>	<b>501,484,416</b>	<b>22,115,574</b>	<b>523,599,990</b>	<b>TOTAL</b>	<b>99,091,226</b>	<b>2,834,278</b>	<b>101,925,504</b>
<b>TAX CODE: 46031 LAKE ELEMENTARY</b>				<b>TAX CODE: 46041 ORLAND JOINT UNIFIED</b>			
<b>VALUE BASE: 7 Net of All</b>				<b>VALUE BASE: 7 Net of All</b>			
<b>TYPE: SPECIAL</b>				<b>TYPE: SPECIAL</b>			
	<u>SECURED</u>	<u>UNSECURED</u>	<u>TOTAL</u>		<u>SECURED</u>	<u>UNSECURED</u>	<u>TOTAL</u>
PARCEL COUNT	225	19	244	PARCEL COUNT	6,266	689	6,955
LOCAL	75,225,976	536,442	75,762,418	LOCAL	1,548,029,212	52,983,712	1,601,012,924
UTILITY	7,320		7,320	UTILITY	791,520		791,520
TOTAL	75,233,296	536,442	75,769,738	TOTAL	1,548,820,732	52,983,712	1,601,804,444
PLUS HOX	523,600		523,600	PLUS HOX	15,175,681	7,000	15,182,681
<b>TOTAL</b>	<b>75,756,896</b>	<b>536,442</b>	<b>76,293,338</b>	<b>TOTAL</b>	<b>1,563,996,413</b>	<b>52,990,712</b>	<b>1,616,987,125</b>
<b>TAX CODE: 46051 PLAZA ELEMENTARY</b>				<b>TAX CODE: 46061 PRINCETON JOINT UNIFIED</b>			
<b>VALUE BASE: 7 Net of All</b>				<b>VALUE BASE: 7 Net of All</b>			
<b>TYPE: SPECIAL</b>				<b>TYPE: SPECIAL</b>			
	<u>SECURED</u>	<u>UNSECURED</u>	<u>TOTAL</u>		<u>SECURED</u>	<u>UNSECURED</u>	<u>TOTAL</u>
PARCEL COUNT	238	35	273	PARCEL COUNT	1,052	93	1,145
LOCAL	188,553,983	10,136,051	198,690,034	LOCAL	337,894,740	25,908,094	363,802,834
UTILITY			0	UTILITY			0
TOTAL	188,553,983	10,136,051	198,690,034	TOTAL	337,894,740	25,908,094	363,802,834
PLUS HOX	306,600		306,600	PLUS HOX	595,000		595,000
<b>TOTAL</b>	<b>188,860,583</b>	<b>10,136,051</b>	<b>198,996,634</b>	<b>TOTAL</b>	<b>338,489,740</b>	<b>25,908,094</b>	<b>364,397,834</b>
<b>TAX CODE: 46071 STONY CREEK JOINT UNIFIED</b>				<b>TAX CODE: 46081 WILLOWS UNIFIED</b>			
<b>VALUE BASE: 7 Net of All</b>				<b>VALUE BASE: 7 Net of All</b>			
<b>TYPE: SPECIAL</b>				<b>TYPE: SPECIAL</b>			
	<u>SECURED</u>	<u>UNSECURED</u>	<u>TOTAL</u>		<u>SECURED</u>	<u>UNSECURED</u>	<u>TOTAL</u>
PARCEL COUNT	931	34	965	PARCEL COUNT	4,971	659	5,630
LOCAL	68,547,381	1,356,473	69,903,854	LOCAL	1,557,192,361	62,123,472	1,619,315,833
UTILITY			0	UTILITY	612,229		612,229
TOTAL	68,547,381	1,356,473	69,903,854	TOTAL	1,557,804,590	62,123,472	1,619,928,062
PLUS HOX	536,200		536,200	PLUS HOX	9,819,935		9,819,935
<b>TOTAL</b>	<b>69,083,581</b>	<b>1,356,473</b>	<b>70,440,054</b>	<b>TOTAL</b>	<b>1,567,624,525</b>	<b>62,123,472</b>	<b>1,629,747,997</b>

**County of GLENN**  
**AUDITOR CERTIFIED VALUES BY TAX BASE**  
**Model Num: final, Tax Year: 2022**  
**AIRCRAFT VALUES INCLUDED**

<b>TAX CODE: 46111 COUNTY SCHOOL SERVICE</b>			
<b>VALUE BASE: 7 Net of All</b>			
<b>TYPE: SPECIAL</b>			
	<u>SECURED</u>	<u>UNSECURED</u>	<u>TOTAL</u>
PARCEL COUNT	14,592	1,594	16,186
LOCAL	3,963,279,132	166,952,439	4,130,231,571
UTILITY	1,550,533		1,550,533
TOTAL	3,964,829,665	166,952,439	4,131,782,104
PLUS HOX	29,266,751	7,000	29,273,751
<b>TOTAL</b>	<b>3,994,096,416</b>	<b>166,959,439</b>	<b>4,161,055,855</b>

<b>TAX CODE: 46121 HAMILTON UNIFIED</b>			
<b>VALUE BASE: 7 Net of All</b>			
<b>TYPE: SPECIAL</b>			
	<u>SECURED</u>	<u>UNSECURED</u>	<u>TOTAL</u>
PARCEL COUNT	1,372	119	1,491
LOCAL	451,615,438	24,580,688	476,196,126
UTILITY	146,784		146,784
TOTAL	451,762,222	24,580,688	476,342,910
PLUS HOX	3,139,935		3,139,935
<b>TOTAL</b>	<b>454,902,157</b>	<b>24,580,688</b>	<b>479,482,845</b>

<b>TAX CODE: 46211 YUBA COLLEGE</b>			
<b>VALUE BASE: 7 Net of All</b>			
<b>TYPE: SPECIAL</b>			
	<u>SECURED</u>	<u>UNSECURED</u>	<u>TOTAL</u>
PARCEL COUNT	931	34	965
LOCAL	68,547,381	1,356,473	69,903,854
UTILITY			0
TOTAL	68,547,381	1,356,473	69,903,854
PLUS HOX	536,200		536,200
<b>TOTAL</b>	<b>69,083,581</b>	<b>1,356,473</b>	<b>70,440,054</b>

<b>TAX CODE: 46221 BUTTE COLLEGE</b>			
<b>VALUE BASE: 7 Net of All</b>			
<b>TYPE: SPECIAL</b>			
	<u>SECURED</u>	<u>UNSECURED</u>	<u>TOTAL</u>
PARCEL COUNT	13,661	1,560	15,221
LOCAL	3,894,731,751	165,595,966	4,060,327,717
UTILITY	1,550,533		1,550,533
TOTAL	3,896,282,284	165,595,966	4,061,878,250
PLUS HOX	28,730,551	7,000	28,737,551
<b>TOTAL</b>	<b>3,925,012,835</b>	<b>165,602,966</b>	<b>4,090,615,801</b>

<b>TAX CODE: 49500 UNITARY GENERAL</b>			
<b>VALUE BASE: 7 Net of All</b>			
<b>TYPE: OPERATING</b>			
	<u>SECURED</u>	<u>UNSECURED</u>	<u>TOTAL</u>
PARCEL COUNT	22	0	22
LOCAL			0
UTILITY	173,806,464		173,806,464
TOTAL	173,806,464		173,806,464
PLUS HOX			0
<b>TOTAL</b>	<b>173,806,464</b>		<b>173,806,464</b>

<b>TAX CODE: 49600 UNITARY BONDS</b>			
<b>VALUE BASE: 7 Net of All</b>			
<b>TYPE: OPERATING</b>			
	<u>SECURED</u>	<u>UNSECURED</u>	<u>TOTAL</u>
PARCEL COUNT	22	0	22
LOCAL			0
UTILITY	173,806,464		173,806,464
TOTAL	173,806,464		173,806,464
PLUS HOX			0
<b>TOTAL</b>	<b>173,806,464</b>		<b>173,806,464</b>

<b>TAX CODE: 49700 UNITARY RAILROAD</b>			
<b>VALUE BASE: 7 Net of All</b>			
<b>TYPE: OPERATING</b>			
	<u>SECURED</u>	<u>UNSECURED</u>	<u>TOTAL</u>
PARCEL COUNT	1	0	1
LOCAL			0
UTILITY	3,166,525		3,166,525
TOTAL	3,166,525		3,166,525
PLUS HOX			0
<b>TOTAL</b>	<b>3,166,525</b>		<b>3,166,525</b>

<b>TAX CODE: 49701 UNITARY RAILROAD DS</b>			
<b>VALUE BASE: 7 Net of All</b>			
<b>TYPE: OPERATING</b>			
	<u>SECURED</u>	<u>UNSECURED</u>	<u>TOTAL</u>
PARCEL COUNT	1	0	1
LOCAL			0
UTILITY	3,166,525		3,166,525
TOTAL	3,166,525		3,166,525
PLUS HOX			0
<b>TOTAL</b>	<b>3,166,525</b>		<b>3,166,525</b>

<b>TAX CODE: 49800 UNITARY PIPELINE</b>			
<b>VALUE BASE: 7 Net of All</b>			
<b>TYPE: OPERATING</b>			
	<u>SECURED</u>	<u>UNSECURED</u>	<u>TOTAL</u>
PARCEL COUNT	1	0	1
LOCAL			0
UTILITY	3,067,194		3,067,194
TOTAL	3,067,194		3,067,194
PLUS HOX			0
<b>TOTAL</b>	<b>3,067,194</b>		<b>3,067,194</b>

<b>TAX CODE: 49801 UNITARY PIPELINE DS</b>			
<b>VALUE BASE: 7 Net of All</b>			
<b>TYPE: OPERATING</b>			
	<u>SECURED</u>	<u>UNSECURED</u>	<u>TOTAL</u>
PARCEL COUNT	1	0	1
LOCAL			0
UTILITY	3,067,194		3,067,194
TOTAL	3,067,194		3,067,194
PLUS HOX			0
<b>TOTAL</b>	<b>3,067,194</b>		<b>3,067,194</b>

County of GLENN  
 AUDITOR CERTIFIED VALUES BY TAX BASE/TRA DETAIL

Model Num: final, Tax Year: 2022

Tax Code 00001  
 Descr COUNTYWIDE P13  
 Value Base 7 NET OF ALL

AIRCRAFT VALUES INCLUDED

TRA	SECURED	UTILITY	UNSECURED	NET TOTAL	HOX	GROSS TOTAL
001-000	287,187,701	376,000	13,187,868	300,751,569	4,147,436	304,899,005
001-001	1,124,503	0	137,380	1,261,883	0	1,261,883
001-002	3,076,248	0	3,800	3,080,048	42,000	3,122,048
001-003	5,383,741	0	0	5,383,741	0	5,383,741
001-005	2,309,170	0	0	2,309,170	14,000	2,323,170
001-006	1,306,718	0	0	1,306,718	28,000	1,334,718
001-007	15,293,259	0	75,880	15,369,139	266,000	15,635,139
001-008	9,624,595	0	7,240	9,631,835	98,000	9,729,835
001-009	8,747,927	0	966,553	9,714,480	0	9,714,480
001-010	6,516,028	0	88,429	6,604,457	98,000	6,702,457
001-011	1,443,447	0	0	1,443,447	35,000	1,478,447
001-012	819,525	0	5,560	825,085	14,000	839,085
001-013	2,273,550	0	1,499,517	3,773,067	21,000	3,794,067
001-014	772,425	0	0	772,425	0	772,425
001-015	18,490,823	0	572,954	19,063,777	201,600	19,265,377
001-016	19,368,769	0	3,786,020	23,154,789	231,000	23,385,789
001-017	19,464,325	0	24,540	19,488,865	441,000	19,929,865
001-018	15,971,369	0	174,561	16,145,930	516,600	16,662,530
001-019	227,911	0	136,470	364,381	0	364,381
001-020	13,730,514	0	0	13,730,514	175,000	13,905,514
001-021	0	0	0	0	0	0
001-022	22,481,311	0	12,430	22,493,741	474,600	22,968,341
001-023	3,748,118	0	30,764	3,778,882	0	3,778,882
001-024	7,105,751	0	90,570	7,196,321	21,000	7,217,321
001-025	15,104,423	0	45,450	15,149,873	168,000	15,317,873
001-026	9,665,412	0	2,640	9,668,052	182,000	9,850,052
001-027	33,837,217	0	22,470	33,859,687	588,000	34,447,687
001-028	425,871	0	0	425,871	7,000	432,871
001-029	0	0	0	0	0	0
001-030	2,756,410	0	10,530	2,766,940	42,000	2,808,940
001-031	1,822,727	0	0	1,822,727	0	1,822,727
001-032	0	0	0	0	0	0
001-033	3,917,647	0	0	3,917,647	35,000	3,952,647
001-034	1,912,576	0	0	1,912,576	98,253	2,010,829
001-035	180,000	0	0	180,000	0	180,000
001-036	10,990,839	0	53,660	11,044,499	0	11,044,499
001-037	292,857	0	0	292,857	14,000	306,857
001-038	289,362	0	0	289,362	0	289,362

sslorz

County of GLENN  
 AUDITOR CERTIFIED VALUES BY TAX BASE/TRA DETAIL  
 Model Num: final, Tax Year: 2022

Tax Code 00001  
 Descr COUNTYWIDE P13  
 Value Base 7 NET OF ALL

AIRCRAFT VALUES INCLUDED

TRA	SECURED	UTILITY	UNSECURED	NET TOTAL	HOX	GROSS TOTAL
001-039	529,318	0	0	529,318	0	529,318
002-001	213,386,604	610,487	9,162,013	223,159,104	3,582,600	226,741,704
002-002	0	0	0	0	0	0
002-003	19,701,457	0	43,030	19,744,487	616,000	20,360,487
002-004	22,784,535	0	1,125,271	23,909,806	0	23,909,806
002-005	2,420,186	0	23,023	2,443,209	0	2,443,209
002-006	4,784,756	0	477,600	5,262,356	0	5,262,356
002-008	290,090	0	0	290,090	7,000	297,090
002-009	9,842,055	0	19,710	9,861,765	266,000	10,127,765
002-010	228,611	0	67,250	295,861	0	295,861
002-011	407,587	0	0	407,587	0	407,587
002-012	43,519	0	0	43,519	0	43,519
002-013	578,618	0	0	578,618	21,000	599,618
002-014	272,350	0	0	272,350	0	272,350
002-016	967,053	0	363,509	1,330,562	0	1,330,562
002-017	506,636	0	12,485	519,121	7,000	526,121
002-018	3,081,710	0	1,234,107	4,315,817	0	4,315,817
002-019	0	0	0	0	0	0
002-022	11,000,120	0	1,143,500	12,143,620	0	12,143,620
002-023	108,663	0	0	108,663	7,000	115,663
002-025	0	0	0	0	0	0
002-026	55,678,331	0	1,584,477	57,262,808	901,600	58,164,408
002-027	8,529,117	0	12,070	8,541,187	154,000	8,695,187
002-028	395,610	0	116,260	511,870	0	511,870
002-029	0	0	0	0	0	0
002-030	0	0	0	0	0	0
002-031	0	0	0	0	0	0
002-032	6,157,226	0	14,070	6,171,296	238,000	6,409,296
002-033	7,349,631	0	4,960	7,354,591	140,000	7,494,591
002-034	213,997	0	0	213,997	7,000	220,997
002-035	1,415,856	0	0	1,415,856	0	1,415,856
002-036	0	0	0	0	0	0
002-037	0	0	0	0	0	0
002-038	0	0	0	0	0	0
002-039	1,853,276	0	170,940	2,024,216	0	2,024,216
002-040	0	0	0	0	0	0
002-041	0	0	0	0	0	0
002-042	3,072,945	0	92,010	3,164,955	0	3,164,955

ssforz



County of GLENN  
 AUDITOR CERTIFIED VALUES BY TAX BASE/TRA DETAIL  
 Model Num: final, Tax Year: 2022

Tax Code 00001  
 Descr COUNTYWIDE P13  
 Value Base 7 NET OF ALL

AIRCRAFT VALUES INCLUDED

TRA	SECURED	UTILITY	UNSECURED	NET TOTAL	HOX	GROSS TOTAL
002-044	4,143,054	0	0	4,143,054	35,000	4,178,054
002-045	8,272,702	0	0	8,272,702	105,000	8,377,702
002-046	2,003,496	0	0	2,003,496	42,000	2,045,496
002-048	3,121,025	0	0	3,121,025	0	3,121,025
002-049	9,313,705	0	0	9,313,705	0	9,313,705
002-050	99,000	0	0	99,000	0	99,000
002-051	175,063	0	0	175,063	0	175,063
002-052	0	0	0	0	0	0
056-001	4,143,101	0	771,750	4,914,851	14,000	4,928,851
056-002	3,095,348	0	221,070	3,316,418	7,000	3,323,418
056-003	0	0	0	0	0	0
056-004	535,385	0	10,900	546,285	7,000	553,285
056-005	0	0	0	0	0	0
056-006	87,006,301	0	1,796,428	88,802,729	658,000	89,460,729
056-007	3,604,091	0	34,130	3,638,221	21,000	3,659,221
076-001	75,225,976	7,320	536,442	75,769,738	523,600	76,293,338
077-001	18,904,332	0	0	18,904,332	0	18,904,332
077-002	27,019,861	0	1,065,647	28,085,508	35,000	28,120,508
077-003	20,548,666	0	325,290	20,873,956	21,000	20,894,956
077-004	45,632,651	0	3,464,474	49,097,125	147,000	49,244,125
077-005	8,558,527	0	0	8,558,527	0	8,558,527
077-006	11,100,806	0	302,850	11,403,656	0	11,403,656
077-007	53,035,190	0	4,909,280	57,944,470	82,600	58,027,070
077-008	3,753,950	0	68,510	3,822,460	21,000	3,843,460
079-001	159,609,029	0	1,294,089	160,903,118	2,157,204	163,060,322
079-002	11,840,289	0	15,220	11,855,509	84,000	11,939,509
079-003	498,989	0	0	498,989	0	498,989
079-004	569,288	0	6,030	575,318	0	575,318
079-005	115,379,609	0	1,412,068	116,791,677	63,000	116,854,677
079-006	0	0	0	0	0	0
079-007	1,789,241	0	0	1,789,241	0	1,789,241
079-008	162,422,053	0	3,957,638	166,379,691	1,378,775	167,758,466
079-009	2,189,614	0	0	2,189,614	0	2,189,614
079-010	3,467,043	0	145,993	3,613,036	7,000	3,620,036
079-012	8,728,761	0	352,891	9,081,652	0	9,081,652
079-013	292,292	0	0	292,292	0	292,292
079-015	46,040,126	0	2,367,565	48,407,691	98,000	48,505,691
079-021	173,342,593	408,200	7,589,548	181,340,341	2,021,801	183,362,142

sslorz

**County of GLENN**  
**AUDITOR CERTIFIED VALUES BY TAX BASE/TRA DETAIL**  
 Model Num: final, Tax Year: 2022

Tax Code	00001
Descr	COUNTYWIDE P13
Value Base	7 NET OF ALL

**AIRCRAFT VALUES INCLUDED**

TRA	SECURED	UTILITY	UNSECURED	NET TOTAL	HOX	GROSS TOTAL
079-023	46,653,319	0	4,220,531	50,873,850	570,212	51,444,062
079-027	145,971	0	0	145,971	0	145,971
079-028	3,617,967	0	14,360	3,632,327	14,000	3,646,327
081-001	3,779,476	0	19,030	3,798,506	0	3,798,506
081-002	78,827,550	0	884,977	79,712,527	84,000	79,796,527
081-003	26,665,475	0	360,386	27,025,861	21,000	27,046,861
081-004	6,672,907	0	0	6,672,907	0	6,672,907
081-005	0	0	0	0	0	0
081-006	0	0	0	0	0	0
081-007	3,200,672	0	0	3,200,672	0	3,200,672
081-008	1,711,560	0	0	1,711,560	0	1,711,560
081-009	738,422	0	7,740	746,162	14,000	760,162
081-010	1,814,701	0	0	1,814,701	0	1,814,701
081-011	44,922,913	0	5,714,204	50,637,117	168,000	50,805,117
081-012	262,585	0	0	262,585	0	262,585
081-013	2,239,471	0	0	2,239,471	0	2,239,471
081-014	46,001,051	0	9,776,818	55,777,869	125,000	55,903,869
081-015	0	0	0	0	0	0
081-016	259,228	0	0	259,228	0	259,228
081-017	8,794,427	0	0	8,794,427	0	8,794,427
081-018	160,688	0	0	160,688	0	160,688
081-019	4,692,849	0	1,169,530	5,862,379	56,000	5,918,379
081-020	843,148	0	201,200	1,044,348	0	1,044,348
081-021	519,360	0	0	519,360	0	519,360
081-022	2,294,902	0	3,300	2,298,202	0	2,298,202
081-023	6,410,050	0	0	6,410,050	14,000	6,424,050
081-024	2,995,479	0	0	2,995,479	7,000	3,002,479
081-025	1,551,621	0	259,650	1,811,271	0	1,811,271
081-026	123,605	0	0	123,605	0	123,605
081-027	2,777,666	0	170,050	2,947,716	21,000	2,968,716
081-028	0	0	0	0	0	0
081-029	7,586,460	0	337,550	7,924,010	28,000	7,952,010
081-030	3,364,965	0	0	3,364,965	7,000	3,371,965
081-031	62,330	0	0	62,330	0	62,330
081-032	6,124,160	0	0	6,124,160	0	6,124,160
081-033	0	0	0	0	0	0
081-034	0	0	0	0	0	0
081-035	0	0	31,785	31,785	0	31,785

astorz

County of GLENN  
 AUDITOR CERTIFIED VALUES BY TAX BASE/TRA DETAIL  
 Model Num: final, Tax Year: 2022

Tax Code 00001  
 Descr COUNTYWIDE P13  
 Value Base 7 NET OF ALL

AIRCRAFT VALUES INCLUDED

TRA	SECURED	UTILITY	UNSECURED	NET TOTAL	HOX	GROSS TOTAL
081-036	5,068,364	0	0	5,068,364	0	5,068,364
081-037	4,678,228	0	3,600	4,681,828	14,000	4,695,828
081-038	1,492,905	0	0	1,492,905	0	1,492,905
081-039	11,240,009	0	646,540	11,886,549	7,000	11,893,549
081-040	3,273,351	0	0	3,273,351	0	3,273,351
081-041	1,792,421	0	0	1,792,421	14,000	1,806,421
081-042	8,783,585	0	0	8,783,585	0	8,783,585
081-043	29,041,259	0	4,185,170	33,226,429	7,000	33,233,429
081-044	1,496,514	0	55,627	1,552,141	0	1,552,141
081-045	397,732	0	11,397	409,129	0	409,129
081-046	0	0	0	0	0	0
081-047	1,706,939	0	0	1,706,939	0	1,706,939
081-048	83,027	0	0	83,027	0	83,027
081-049	302,848	0	0	302,848	0	302,848
081-050	27,566	0	0	27,566	0	27,566
081-051	173,455	0	748,250	921,705	0	921,705
081-052	533,028	0	25,600	558,628	0	558,628
081-053	707,887	0	0	707,887	0	707,887
081-054	1,454,571	0	1,295,690	2,750,261	0	2,750,261
081-055	243,330	0	0	243,330	7,000	250,330
083-000	5,854,481	0	89,590	5,944,071	229,600	6,173,671
083-001	1,974,919	0	71,934	2,046,853	7,000	2,053,853
083-002	797,859	0	0	797,859	0	797,859
083-003	10,084	0	0	10,084	0	10,084
083-004	25,365,622	0	163,173	25,528,795	189,000	25,717,795
083-005	426,016	0	0	426,016	0	426,016
083-006	5,650,858	0	446,866	6,097,724	56,000	6,153,724
083-007	2,206,262	0	0	2,206,262	7,000	2,213,262
083-011	400,297	0	77,480	477,777	0	477,777
083-012	12,672,087	0	6,040	12,678,127	40,600	12,718,727
083-013	3,801,254	0	0	3,801,254	7,000	3,808,254
083-014	1,149,696	0	0	1,149,696	0	1,149,696
083-019	4,781,440	0	0	4,781,440	0	4,781,440
083-021	637,706	0	0	637,706	0	637,706
083-022	1,510,881	0	0	1,510,881	0	1,510,881
083-026	252,857	0	501,390	754,247	0	754,247
083-027	60,461	0	0	60,461	0	60,461
083-028	239,612	0	0	239,612	0	239,612

sslorz

**County of GLENN**  
**AUDITOR CERTIFIED VALUES BY TAX BASE/TRA DETAIL**  
Model Num: final, Tax Year: 2022

Tax Code	00001
Descr	COUNTYWIDE P13
Value Base	7 NET OF ALL

**AIRCRAFT VALUES INCLUDED**

TRA	SECURED	UTILITY	UNSECURED	NET TOTAL	HOX	GROSS TOTAL
083-029	754,989	0	0	754,989	0	754,989
084-001	0	0	0	0	0	0
084-002	10,311,237	0	312,740	10,623,977	203,000	10,826,977
084-003	35,913,876	0	520,912	36,434,788	98,000	36,532,788
084-004	548,870	0	78,240	627,110	7,000	634,110
084-005	12,901,861	0	161,831	13,063,692	14,000	13,077,692
084-006	241,519,987	0	41,800	241,561,787	0	241,561,787
084-007	614,716	0	0	614,716	0	614,716
084-008	19,157,831	0	1,728,862	20,886,693	77,000	20,963,693
084-009	1,144,761	0	4,000	1,148,761	7,000	1,155,761
084-010	17,688,385	0	1,773,496	19,461,881	28,000	19,489,881
084-011	11,300,752	0	480,359	11,781,111	49,000	11,830,111
084-012	26,276,557	0	1,930,725	28,207,282	55,500	28,262,782
084-013	7,187,797	0	124,600	7,312,397	0	7,312,397
084-014	4,018,930	0	3,420	4,022,350	7,000	4,029,350
084-015	3,316,575	0	142,600	3,459,175	0	3,459,175
084-016	4,715,149	0	0	4,715,149	0	4,715,149
084-017	20,594,517	0	5,786,600	26,381,117	21,000	26,402,117
084-018	18,100,471	0	1,773,142	19,873,613	273,000	20,146,613
084-019	5,618	0	0	5,618	0	5,618
084-020	1,458,840	0	6,200	1,465,040	35,000	1,500,040
084-021	396,237	0	0	396,237	0	396,237
084-022	1,876,810	0	41,440	1,918,250	35,000	1,953,250
084-023	343,060	0	0	343,060	0	343,060
084-024	304,797	0	0	304,797	7,000	311,797
084-025	558,546	0	0	558,546	0	558,546
084-026	547,819	0	0	547,819	0	547,819
084-027	0	0	0	0	0	0
084-028	1,851,045	0	0	1,851,045	0	1,851,045
084-029	35,072,340	0	261,228	35,333,568	161,000	35,494,568
084-030	33,359,609	0	98,330	33,457,939	761,600	34,219,539
084-031	13,360,291	0	275,904	13,636,195	77,000	13,713,195
084-032	744,747	0	0	744,747	0	744,747
084-033	8,160,439	0	9,630	8,170,069	28,000	8,198,069
084-034	0	0	0	0	0	0
084-035	9,163,160	0	337,645	9,500,805	0	9,500,805
084-036	0	0	0	0	0	0
084-037	41,959,038	0	5,177,243	47,136,281	217,000	47,353,281

sslorz

County of GLENN  
 AUDITOR CERTIFIED VALUES BY TAX BASE/TRA DETAIL  
 Model Num: final, Tax Year: 2022

Tax Code 00001  
 Descr COUNTYWIDE P13  
 Value Base 7 NET OF ALL

AIRCRAFT VALUES INCLUDED

TRA	SECURED	UTILITY	UNSECURED	NET TOTAL	HOX	GROSS TOTAL
084-038	64,744	0	0	64,744	0	64,744
084-039	0	0	0	0	0	0
084-040	13,613,137	0	528,850	14,141,987	63,000	14,204,987
084-041	0	0	0	0	0	0
084-042	1,926,942	0	285,340	2,212,282	0	2,212,282
084-043	692,807	0	172,370	865,177	7,000	872,177
084-044	1,220,495	0	73,871	1,294,366	0	1,294,366
084-045	3,382,962	0	0	3,382,962	0	3,382,962
084-046	758,166	0	0	758,166	0	758,166
084-047	6,236,097	0	1,538,343	7,774,440	14,000	7,788,440
084-048	211,139	0	0	211,139	0	211,139
084-049	201,411,381	0	2,603,380	204,014,761	308,000	204,322,761
084-050	1,104,160	0	0	1,104,160	0	1,104,160
084-051	9,270,491	0	3,516,100	12,786,591	14,000	12,800,591
084-052	219,243	0	0	219,243	0	219,243
084-053	277,051	0	0	277,051	0	277,051
084-054	2,903,742	0	0	2,903,742	0	2,903,742
084-055	2,279,667	0	1,505,174	3,784,841	7,000	3,791,841
084-056	195,566	0	0	195,566	0	195,566
084-057	1,283,933	0	0	1,283,933	0	1,283,933
084-058	363,048	0	0	363,048	14,000	377,048
084-059	22,425,060	0	90,180	22,515,240	7,000	22,522,240
084-060	580,452	0	0	580,452	7,000	587,452
084-061	38,016	0	3,768,555	3,806,571	0	3,806,571
084-062	0	0	0	0	0	0
084-063	16,144,940	0	2,034,165	18,179,105	28,000	18,207,105
084-064	0	0	0	0	0	0
084-065	405,793	0	0	405,793	0	405,793
084-066	5,299,324	0	21,870	5,321,194	0	5,321,194
084-067	811,336	0	0	811,336	0	811,336
084-068	1,850,834	0	143,139	1,993,973	14,000	2,007,973
084-069	0	0	0	0	0	0
084-070	376	0	0	376	0	376
084-071	0	0	0	0	0	0
084-072	0	0	0	0	0	0
084-073	447,295	0	0	447,295	0	447,295
084-074	760,587	0	1,370,310	2,130,897	0	2,130,897
084-075	0	0	0	0	0	0

ssstozc

**County of GLENN**  
**AUDITOR CERTIFIED VALUES BY TAX BASE/TRA DETAIL**  
 Model Num: final, Tax Year: 2022

Tax Code	00001
Descr	COUNTYWIDE P13
Value Base	7 NET OF ALL

**AIRCRAFT VALUES INCLUDED**

TRA	SECURED	UTILITY	UNSECURED	NET TOTAL	HOX	GROSS TOTAL
084-076	6,747,600	0	1,323,160	8,070,760	182,000	8,252,760
084-077	303,330	0	0	303,330	0	303,330
084-078	66,890,252	0	488,940	67,379,192	66,635	67,445,827
084-079	6,550,810	0	671,160	7,221,970	56,000	7,277,970
084-080	0	0	0	0	0	0
084-081	0	0	0	0	0	0
084-082	0	0	0	0	0	0
084-084	1,293,916	0	362,700	1,656,616	0	1,656,616
084-085	1,571,607	0	30,210	1,601,817	21,000	1,622,817
084-086	1,359,146	0	25,040	1,384,186	14,000	1,398,186
084-087	794,409	0	0	794,409	0	794,409
084-088	434,706	0	0	434,706	7,000	441,706
084-089	1,444,743	0	5,520	1,450,263	0	1,450,263
084-090	525,953	0	0	525,953	0	525,953
084-091	396,001	0	0	396,001	0	396,001
084-092	4,410,971	0	0	4,410,971	0	4,410,971
084-093	7,593	0	0	7,593	0	7,593
084-094	0	0	0	0	0	0
084-095	0	1,742	0	1,742	0	1,742
084-096	2,698,539	0	117,890	2,816,429	21,000	2,837,429
084-097	175,101	0	0	175,101	0	175,101
084-098	4,434,704	0	0	4,434,704	0	4,434,704
084-099	69,329	0	0	69,329	0	69,329
084-100	0	0	0	0	0	0
084-101	1,189,819	0	10,520	1,200,339	0	1,200,339
084-102	12,103,563	0	0	12,103,563	0	12,103,563
084-103	471,978	0	0	471,978	0	471,978
084-104	32,192,693	0	731,412	32,924,105	427,000	33,351,105
084-105	751,455	0	0	751,455	0	751,455
084-106	0	0	0	0	0	0
084-107	1,078,210	0	2,300	1,080,510	28,000	1,108,510
084-108	109,237	0	0	109,237	0	109,237
084-109	4,569,470	0	5,500	4,574,970	0	4,574,970
084-110	31,563,704	0	1,375,500	32,939,204	49,000	32,988,204
084-111	1,349,945	0	0	1,349,945	0	1,349,945
084-112	1,032,936	0	13,728	1,046,664	0	1,046,664
084-113	48,723,393	0	1,190,286	49,913,679	119,000	50,032,679
084-114	21,633,104	0	0	21,633,104	14,000	21,647,104

sslorz



**County of GLENN**  
**AUDITOR CERTIFIED VALUES BY TAX BASE/TRA DETAIL**  
 Model Num: final, Tax Year: 2022

Tax Code 00001  
 Descr COUNTYWIDE P13  
 Value Base 7 NET OF ALL

**AIRCRAFT VALUES INCLUDED**

TRA	SECURED	UTILITY	UNSECURED	NET TOTAL	HOX	GROSS TOTAL
084-115	10,948,699	0	439,290	11,387,989	14,000	11,401,989
084-116	827,724	0	875,870	1,703,594	0	1,703,594
084-117	974,263	0	0	974,263	7,000	981,263
084-118	97,781	0	0	97,781	0	97,781
084-119	0	0	0	0	0	0
084-120	2,874	0	0	2,874	0	2,874
084-121	145,475	0	0	145,475	7,000	152,475
084-122	199,925	0	0	199,925	7,000	206,925
084-123	1,871,099	0	0	1,871,099	0	1,871,099
084-124	11,504	0	3,410	14,914	0	14,914
084-125	10,790	0	0	10,790	0	10,790
084-126	699,126	0	12,397	711,523	0	711,523
084-127	99,690	0	0	99,690	0	99,690
084-128	92,507	0	0	92,507	7,000	99,507
084-129	318,639	0	49,760	368,399	0	368,399
084-130	120,718	0	0	120,718	0	120,718
084-131	0	0	0	0	0	0
084-132	1,041,294	0	0	1,041,294	0	1,041,294
084-133	0	0	0	0	0	0
086-001	829,142	0	0	829,142	0	829,142
086-002	17,199,057	0	6,724,323	23,923,380	7,000	23,930,380
086-003	15,373,054	0	288,559	15,661,613	91,000	15,752,613
086-004	85,591	0	0	85,591	0	85,591
086-005	0	0	0	0	0	0
086-006	1,527,729	0	8,050	1,535,779	0	1,535,779
086-007	519,658	0	406,180	925,838	0	925,838
086-008	27,460,679	0	0	27,460,679	7,000	27,467,679
086-009	2,447,586	0	0	2,447,586	0	2,447,586
086-010	1,190,869	0	0	1,190,869	0	1,190,869
086-011	0	0	0	0	0	0
086-012	1,873,292	0	0	1,873,292	7,000	1,880,292
086-013	4,624,818	0	0	4,624,818	0	4,624,818
086-014	5,168,904	5,664	0	5,174,568	28,000	5,202,568
086-015	1,765,942	0	0	1,765,942	0	1,765,942
086-016	246,973	0	0	246,973	0	246,973
086-017	0	0	0	0	0	0
086-018	10,055,598	0	2,153,116	12,208,714	21,000	12,229,714
086-019	16,485,232	0	562,880	17,048,112	63,000	17,111,112

sslorz

**County of GLENN**  
**AUDITOR CERTIFIED VALUES BY TAX BASE/TRA DETAIL**  
 Model Num: final, Tax Year: 2022

Tax Code	00001
Descr	COUNTYWIDE P13
Value Base	7 NET OF ALL

**AIRCRAFT VALUES INCLUDED**

TRA	SECURED	UTILITY	UNSECURED	NET TOTAL	HOX	GROSS TOTAL	
086-020	0	0	0	0	0	0	
086-021	394,574	0	0	394,574	0	394,574	
086-022	90,360	0	0	90,360	0	90,360	
086-023	6,646,451	0	99,241	6,745,692	21,000	6,766,692	
086-024	0	0	0	0	0	0	
086-025	838,913	0	0	838,913	0	838,913	
086-026	182,530	0	0	182,530	0	182,530	
086-027	15,956,547	0	6,470	15,963,017	28,000	15,991,017	
086-028	0	0	0	0	0	0	
086-029	1,160,251	0	0	1,160,251	7,000	1,167,251	
086-030	221,349	0	0	221,349	0	221,349	
086-031	60,890,449	141,120	721,421	61,752,990	1,438,935	63,191,925	
086-032	86,443,215	0	9,383,090	95,826,305	133,000	95,959,305	
086-033	0	0	0	0	0	0	
086-034	3,563,412	0	0	3,563,412	0	3,563,412	
086-035	1,980,273	0	0	1,980,273	7,000	1,987,273	
086-036	1,510,477	0	0	1,510,477	0	1,510,477	
086-037	3,135,648	0	8,050	3,143,698	133,000	3,276,698	
086-038	18,511,571	0	1,316,740	19,828,311	427,000	20,255,311	
086-039	37,283,015	0	68,290	37,351,305	14,000	37,365,305	
086-040	7,568,053	0	0	7,568,053	0	7,568,053	
086-041	0	0	0	0	0	0	
086-042	0	0	0	0	0	0	
086-043	0	0	0	0	0	0	
086-044	0	0	0	0	0	0	
086-045	0	0	0	0	0	0	
086-046	0	0	0	0	0	0	
086-047	0	0	0	0	0	0	
<b>Tax Code</b> 00001	<b>Total</b>	<b>3,983,808,450</b>	<b>1,550,533</b>	<b>188,952,439</b>	<b>4,132,311,422</b>	<b>28,273,751</b>	<b>4,181,585,173</b>

sslorz



County of GLENN  
Ad Valorem Tax Code Rate

TAX CODE	VALUE BASE	DESCRIPTION	SECURED BILL RATE
00001	7	COUNTYWIDE P13	1.000000
02800	7	RECLAMATION DISTRICT #2047	-0.006000
25201	7	HAMILTON CITY 2019 SERIES A BOND	0.028000
26100	7	ORLAND UNIFIED BOND - SERIES A	0.030000
26101	7	ORLAND UNIFIED BOND - SERIES B	0.024000
26102	7	ORLAND UNIFIED BOND - SERIES C	0.006000
26200	7	PRINCETON UNIFIED BOND	0.012135
26300	7	WILLOWS UNIFIED BOND	0.032028
26510	7	BUTTE COLLEGE ELECTION OF 2002 BOND	0.014878
26511	7	BUTTE COLLEGE ELECTION OF 2016 BOND	0.020651
27610	7	YUBA COLLEGE ELECTION OF 2006 BOND	0.024048
27611	7	YUBA COLLEGE ELECTION OF 2016 BOND	0.008136
49500	7	UNITARY GENERAL	1.000000
49600	7	UNITARY BONDS	0.467807
49700	7	UNITARY RAILROAD	1.000000
49701	7	UNITARY RAILROAD DS	0.467807
49800	7	UNITARY PIPELINE	1.000000
49801	7	UNITARY PIPELINE DS	0.467807
<b>Total Tax Codes:</b>		<b>18</b>	

**2022-23 PROPERTY TAX RATES**

Tax Rate Area Code	Taxing Entity	Countywide Tax Rate	Reclamation District #2047	Hamilton High School Bond	Orland Unified Bond	Plaza Elementary Bond	Princeton Unified Bond	Willows Unified Bond	Butte College	Yuba College	TAX RATE 2022-23
000-001	Unitary & Non-Operative	1.467807	-	-	-	-	-	-	-	-	1.467807
000-002	Unitary Railroads	1.467807	-	-	-	-	-	-	-	-	1.467807
000-511	Unitary Pipeline	1.467807	-	-	-	-	-	-	-	-	1.467807
001-000	City of Orland	1.000000	-	-	0.060000	-	-	-	0.035529	-	1.095529
001-001	City of Orland	1.000000	-	-	0.060000	-	-	-	0.035529	-	1.095529
001-002	City of Orland	1.000000	-	-	0.060000	-	-	-	0.035529	-	1.095529
001-003	City of Orland	1.000000	-	-	0.060000	-	-	-	0.035529	-	1.095529
001-004	City of Orland	1.000000	-	-	0.060000	-	-	-	0.035529	-	1.095529
001-005	City of Orland	1.000000	-	-	0.060000	-	-	-	0.035529	-	1.095529
001-006	City of Orland	1.000000	-	-	0.060000	-	-	-	0.035529	-	1.095529
001-007	City of Orland	1.000000	-	-	0.060000	-	-	-	0.035529	-	1.095529
001-008	City of Orland	1.000000	-	-	0.060000	-	-	-	0.035529	-	1.095529
001-009	City of Orland	1.000000	-	-	0.060000	-	-	-	0.035529	-	1.095529
001-010	City of Orland	1.000000	-	-	0.060000	-	-	-	0.035529	-	1.095529
001-011	City of Orland	1.000000	-	-	0.060000	-	-	-	0.035529	-	1.095529
001-012	City of Orland	1.000000	-	-	0.060000	-	-	-	0.035529	-	1.095529
001-013	City of Orland	1.000000	-	-	0.060000	-	-	-	0.035529	-	1.095529
001-014	City of Orland	1.000000	-	-	0.060000	-	-	-	0.035529	-	1.095529
001-015	City of Orland	1.000000	-	-	0.060000	-	-	-	0.035529	-	1.095529
001-016	City of Orland	1.000000	-	-	0.060000	-	-	-	0.035529	-	1.095529
001-017	City of Orland	1.000000	-	-	0.060000	-	-	-	0.035529	-	1.095529
001-018	City of Orland	1.000000	-	-	0.060000	-	-	-	0.035529	-	1.095529
001-019	City of Orland	1.000000	-	-	0.060000	-	-	-	0.035529	-	1.095529
001-020	City of Orland	1.000000	-	-	0.060000	-	-	-	0.035529	-	1.095529
001-021	City of Orland	1.000000	-	-	0.060000	-	-	-	0.035529	-	1.095529
001-022	City of Orland	1.000000	-	-	0.060000	-	-	-	0.035529	-	1.095529
001-023	City of Orland	1.000000	-	-	0.060000	-	-	-	0.035529	-	1.095529
001-024	City of Orland	1.000000	-	-	0.060000	-	-	-	0.035529	-	1.095529
001-025	City of Orland	1.000000	-	-	0.060000	-	-	-	0.035529	-	1.095529
001-026	City of Orland	1.000000	-	-	0.060000	-	-	-	0.035529	-	1.095529
001-027	City of Orland	1.000000	-	-	0.060000	-	-	-	0.035529	-	1.095529
001-028	City of Orland	1.000000	-	-	0.060000	-	-	-	0.035529	-	1.095529
001-029	City of Orland	1.000000	-	-	0.060000	-	-	-	0.035529	-	1.095529
001-030	City of Orland	1.000000	-	-	0.060000	-	-	-	0.035529	-	1.095529
001-031	City of Orland	1.000000	-	-	0.060000	-	-	-	0.035529	-	1.095529
001-032	City of Orland	1.000000	-	-	0.060000	-	-	-	0.035529	-	1.095529
001-033	City of Orland	1.000000	-	-	0.060000	-	-	-	0.035529	-	1.095529
001-034	City of Orland	1.000000	-	-	0.060000	-	-	-	0.035529	-	1.095529

**2022-23 PROPERTY TAX RATES**

Tax Rate Area Code	Taxing Entity	Countywide Tax Rate	Reclamation District #2047	Hamilton High School Bond	Orland Unified Bond	Plaza Elementary Bond	Princeton Unified Bond	Willows Unified Bond	Butte College	Yuba College	TAX RATE 2022-23
001-035	City of Orland	1.000000	-	-	0.060000	-	-	-	0.035529	-	1.095529
001-036	City of Orland	1.000000	-	-	0.060000	-	-	-	0.035529	-	1.095529
001-037	City of Orland	1.000000	-	-	0.060000	-	-	-	0.035529	-	1.095529
001-038	City of Orland	1.000000	-	-	0.060000	-	-	-	0.035529	-	1.095529
001-039	City of Orland	1.000000	-	-	0.060000	-	-	-	0.035529	-	1.095529
002-001	City of Willows	1.000000	-	-	-	-	-	0.032028	0.035529	-	1.067557
002-002	City of Willows	1.000000	(0.006000)	-	-	-	-	0.032028	0.035529	-	1.061557
002-003	City of Willows	1.000000	-	-	-	-	-	0.032028	0.035529	-	1.067557
002-004	City of Willows	1.000000	-	-	-	-	-	0.032028	0.035529	-	1.067557
002-005	City of Willows	1.000000	-	-	-	-	-	0.032028	0.035529	-	1.067557
002-006	City of Willows	1.000000	-	-	-	-	-	0.032028	0.035529	-	1.067557
002-007	City of Willows	1.000000	-	-	-	-	-	0.032028	0.035529	-	1.067557
002-008	City of Willows	1.000000	-	-	-	-	-	0.032028	0.035529	-	1.067557
002-009	City of Willows	1.000000	(0.006000)	-	-	-	-	0.032028	0.035529	-	1.061557
002-010	City of Willows	1.000000	(0.006000)	-	-	-	-	0.032028	0.035529	-	1.061557
002-011	City of Willows	1.000000	-	-	-	-	-	0.032028	0.035529	-	1.067557
002-012	City of Willows	1.000000	(0.006000)	-	-	-	-	0.032028	0.035529	-	1.061557
002-013	City of Willows	1.000000	-	-	-	-	-	0.032028	0.035529	-	1.067557
002-014	City of Willows	1.000000	(0.006000)	-	-	-	-	0.032028	0.035529	-	1.061557
002-015	City of Willows	1.000000	-	-	-	-	-	0.032028	0.035529	-	1.067557
002-016	City of Willows	1.000000	-	-	-	-	-	0.032028	0.035529	-	1.067557
002-017	City of Willows	1.000000	-	-	-	-	-	0.032028	0.035529	-	1.067557
002-018	City of Willows	1.000000	(0.006000)	-	-	-	-	0.032028	0.035529	-	1.061557
002-019	City of Willows	1.000000	-	-	-	-	-	0.032028	0.035529	-	1.067557
002-020	City of Willows	1.000000	(0.006000)	-	-	-	-	0.032028	0.035529	-	1.061557
002-021	City of Willows	1.000000	-	-	-	-	-	0.032028	0.035529	-	1.067557
002-022	City of Willows	1.000000	-	-	-	-	-	0.032028	0.035529	-	1.067557
002-023	City of Willows	1.000000	-	-	-	-	-	0.032028	0.035529	-	1.067557
002-024	City of Willows	1.000000	(0.006000)	-	-	-	-	0.032028	0.035529	-	1.061557
002-025	City of Willows	1.000000	-	-	-	-	-	0.032028	0.035529	-	1.067557
002-026	City of Willows	1.000000	-	-	-	-	-	0.032028	0.035529	-	1.067557
002-027	City of Willows	1.000000	-	-	-	-	-	0.032028	0.035529	-	1.067557
002-028	City of Willows	1.000000	(0.006000)	-	-	-	-	0.032028	0.035529	-	1.061557
002-029	City of Willows	1.000000	-	-	-	-	-	0.032028	0.035529	-	1.067557
002-030	City of Willows	1.000000	-	-	-	-	-	0.032028	0.035529	-	1.067557
002-031	City of Willows	1.000000	-	-	-	-	-	0.032028	0.035529	-	1.067557
002-032	City of Willows	1.000000	-	-	-	-	-	0.032028	0.035529	-	1.067557
002-033	City of Willows	1.000000	-	-	-	-	-	0.032028	0.035529	-	1.067557

**2022-23 PROPERTY TAX RATES**

Tax Rate Area Code	Taxing Entity	Countywide Tax Rate	Reclamation District #2047	Hamilton High School Bond	Orland Unified Bond	Plaza Elementary Bond	Princeton Unified Bond	Willows Unified Bond	Butte College	Yuba College	TAX RATE 2022-23
002-034	City of Willows	1.000000	-	-	-	-	-	0.032028	0.035529	-	1.067557
002-035	City of Willows	1.000000	(0.006000)	-	-	-	-	0.032028	0.035529	-	1.061557
002-036	City of Willows	1.000000	(0.006000)	-	-	-	-	0.032028	0.035529	-	1.061557
002-037	City of Willows	1.000000	-	-	-	-	-	0.032028	0.035529	-	1.067557
002-038	City of Willows	1.000000	-	-	-	-	-	0.032028	0.035529	-	1.067557
002-039	City of Willows	1.000000	(0.006000)	-	-	-	-	0.032028	0.035529	-	1.061557
002-040	City of Willows	1.000000	(0.006000)	-	-	-	-	0.032028	0.035529	-	1.061557
002-041	City of Willows	1.000000	(0.006000)	-	-	-	-	0.032028	0.035529	-	1.061557
002-042	City of Willows	1.000000	(0.006000)	-	-	-	-	0.032028	0.035529	-	1.061557
002-044	City of Willows	1.000000	(0.006000)	-	-	-	-	0.032028	0.035529	-	1.061557
002-045	City of Willows	1.000000	(0.006000)	-	-	-	-	0.032028	0.035529	-	1.061557
002-046	City of Willows	1.000000	-	-	-	-	-	0.032028	0.035529	-	1.067557
002-048	City of Willows	1.000000	-	-	-	-	-	0.032028	0.035529	-	1.067557
002-049	City of Willows	1.000000	(0.006000)	-	-	-	-	0.032028	0.035529	-	1.061557
002-050	City of Willows	1.000000	(0.006000)	-	-	-	-	0.032028	0.035529	-	1.061557
002-051	City of Willows	1.000000	(0.006000)	-	-	-	-	0.032028	0.035529	-	1.061557
002-052	City of Willows	1.000000	-	-	-	-	-	0.032028	0.035529	-	1.067557
056-001	Capay Unified	1.000000	-	0.028000	-	-	-	-	0.035529	-	1.063529
056-002	Capay Unified	1.000000	-	0.028000	-	-	-	-	0.035529	-	1.063529
056-003	Capay Unified	1.000000	-	0.028000	-	-	-	-	0.035529	-	1.063529
056-004	Capay Unified	1.000000	-	0.028000	-	-	-	-	0.035529	-	1.063529
056-005	Capay Unified	1.000000	-	0.028000	-	-	-	-	0.035529	-	1.063529
056-006	Capay Unified	1.000000	-	0.028000	-	-	-	-	0.035529	-	1.063529
056-007	Capay Unified	1.000000	-	0.028000	-	-	-	-	0.035529	-	1.063529
076-001	Lake	1.000000	-	-	0.060000	-	-	-	0.035529	-	1.095529
077-001	Plaza	1.000000	-	-	0.060000	-	-	-	0.035529	-	1.095529
077-002	Plaza	1.000000	-	-	0.060000	-	-	-	0.035529	-	1.095529
077-003	Plaza	1.000000	-	-	0.060000	-	-	-	0.035529	-	1.095529
077-004	Plaza	1.000000	-	-	0.060000	-	-	-	0.035529	-	1.095529
077-005	Plaza	1.000000	-	-	0.060000	-	-	-	0.035529	-	1.095529
077-006	Plaza	1.000000	-	-	0.060000	-	-	-	0.035529	-	1.095529
077-007	Plaza	1.000000	-	-	0.060000	-	-	-	0.035529	-	1.095529
077-008	Plaza	1.000000	-	-	0.060000	-	-	-	0.035529	-	1.095529
079-001	Orland Jt. Union	1.000000	-	-	0.060000	-	-	-	0.035529	-	1.095529
079-002	Orland Jt. Union	1.000000	-	-	0.060000	-	-	-	0.035529	-	1.095529

**2022-23 PROPERTY TAX RATES**

Tax Rate Area Code	Taxing Entity	Countywide Tax Rate	Reclamation District #2047	Hamilton High School Bond	Orland Unified Bond	Plaza Elementary Bond	Princeton Unified Bond	Willows Unified Bond	Butte College	Yuba College	TAX RATE 2022-23
079-003	Orland Jt. Union	1.000000	-	-	0.060000	-	-	-	0.035529	-	1.095529
079-004	Orland Jt. Union	1.000000	-	-	0.060000	-	-	-	0.035529	-	1.095529
079-005	Orland Jt. Union	1.000000	-	-	0.060000	-	-	-	0.035529	-	1.095529
079-006	Orland Jt. Union	1.000000	-	-	0.060000	-	-	-	0.035529	-	1.095529
079-007	Orland Jt. Union	1.000000	-	-	0.060000	-	-	-	0.035529	-	1.095529
079-008	Orland Jt. Union	1.000000	-	-	0.060000	-	-	-	0.035529	-	1.095529
079-009	Orland Jt. Union	1.000000	-	-	0.060000	-	-	-	0.035529	-	1.095529
079-010	Orland Jt. Union	1.000000	-	-	0.060000	-	-	-	0.035529	-	1.095529
079-012	Orland Jt. Union	1.000000	-	-	0.060000	-	-	-	0.035529	-	1.095529
079-013	Orland Jt. Union	1.000000	-	-	0.060000	-	-	-	0.035529	-	1.095529
079-015	Orland Jt. Union	1.000000	-	-	0.060000	-	-	-	0.035529	-	1.095529
079-021	Orland Jt. Union	1.000000	-	-	0.060000	-	-	-	0.035529	-	1.095529
079-023	Orland Jt. Union	1.000000	-	-	0.060000	-	-	-	0.035529	-	1.095529
079-027	Orland Jt. Union	1.000000	-	-	0.060000	-	-	-	0.035529	-	1.095529
079-028	Orland Jt. Union	1.000000	-	-	0.060000	-	-	-	0.035529	-	1.095529
081-001	Princeton Jt. Unified	1.000000	(0.006000)	-	-	-	0.012135	-	0.035529	-	1.041664
081-002	Princeton Jt. Unified	1.000000	-	-	-	-	0.012135	-	0.035529	-	1.047664
081-003	Princeton Jt. Unified	1.000000	-	-	-	-	0.012135	-	0.035529	-	1.047664
081-004	Princeton Jt. Unified	1.000000	-	-	-	-	0.012135	-	0.035529	-	1.047664
081-005	Princeton Jt. Unified	1.000000	-	-	-	-	0.012135	-	0.035529	-	1.047664
081-006	Princeton Jt. Unified	1.000000	(0.006000)	-	-	-	0.012135	-	0.035529	-	1.041664
081-007	Princeton Jt. Unified	1.000000	-	-	-	-	0.012135	-	0.035529	-	1.047664
081-008	Princeton Jt. Unified	1.000000	-	-	-	-	0.012135	-	0.035529	-	1.047664
081-009	Princeton Jt. Unified	1.000000	(0.006000)	-	-	-	0.012135	-	0.035529	-	1.041664
081-010	Princeton Jt. Unified	1.000000	(0.006000)	-	-	-	0.012135	-	0.035529	-	1.041664
081-011	Princeton Jt. Unified	1.000000	(0.006000)	-	-	-	0.012135	-	0.035529	-	1.041664
081-012	Princeton Jt. Unified	1.000000	(0.006000)	-	-	-	0.012135	-	0.035529	-	1.041664
081-013	Princeton Jt. Unified	1.000000	(0.006000)	-	-	-	0.012135	-	0.035529	-	1.041664
081-014	Princeton Jt. Unified	1.000000	(0.006000)	-	-	-	0.012135	-	0.035529	-	1.041664
081-015	Princeton Jt. Unified	1.000000	-	-	-	-	0.012135	-	0.035529	-	1.047664
081-016	Princeton Jt. Unified	1.000000	(0.006000)	-	-	-	0.012135	-	0.035529	-	1.041664
081-017	Princeton Jt. Unified	1.000000	(0.006000)	-	-	-	0.012135	-	0.035529	-	1.041664
081-018	Princeton Jt. Unified	1.000000	-	-	-	-	0.012135	-	0.035529	-	1.047664
081-019	Princeton Jt. Unified	1.000000	-	-	-	-	0.012135	-	0.035529	-	1.047664
081-020	Princeton Jt. Unified	1.000000	(0.006000)	-	-	-	0.012135	-	0.035529	-	1.041664
081-021	Princeton Jt. Unified	1.000000	-	-	-	-	0.012135	-	0.035529	-	1.047664

**2022-23 PROPERTY TAX RATES**

Tax Rate Area Code	Taxing Entity	Countywide Tax Rate	Reclamation District #2047	Hamilton High School Bond	Orland Unified Bond	Plaza Elementary Bond	Princeton Unified Bond	Willows Unified Bond	Butte College	Yuba College	TAX RATE 2022-23
081-022	Princeton Jt. Unified	1.000000	(0.006000)	-	-	-	0.012135	-	0.035529	-	1.041664
081-023	Princeton Jt. Unified	1.000000	-	-	-	-	0.012135	-	0.035529	-	1.047664
081-024	Princeton Jt. Unified	1.000000	(0.006000)	-	-	-	0.012135	-	0.035529	-	1.041664
081-025	Princeton Jt. Unified	1.000000	(0.006000)	-	-	-	0.012135	-	0.035529	-	1.041664
081-026	Princeton Jt. Unified	1.000000	(0.006000)	-	-	-	0.012135	-	0.035529	-	1.041664
081-027	Princeton Jt. Unified	1.000000	(0.006000)	-	-	-	0.012135	-	0.035529	-	1.041664
081-028	Princeton Jt. Unified	1.000000	(0.006000)	-	-	-	0.012135	-	0.035529	-	1.041664
081-029	Princeton Jt. Unified	1.000000	(0.006000)	-	-	-	0.012135	-	0.035529	-	1.041664
081-030	Princeton Jt. Unified	1.000000	(0.006000)	-	-	-	0.012135	-	0.035529	-	1.041664
081-031	Princeton Jt. Unified	1.000000	(0.006000)	-	-	-	0.012135	-	0.035529	-	1.041664
081-032	Princeton Jt. Unified	1.000000	(0.006000)	-	-	-	0.012135	-	0.035529	-	1.041664
081-033	Princeton Jt. Unified	1.000000	-	-	-	-	0.012135	-	0.035529	-	1.047664
081-034	Princeton Jt. Unified	1.000000	(0.006000)	-	-	-	0.012135	-	0.035529	-	1.041664
081-035	Princeton Jt. Unified	1.000000	(0.006000)	-	-	-	0.012135	-	0.035529	-	1.041664
081-036	Princeton Jt. Unified	1.000000	(0.006000)	-	-	-	0.012135	-	0.035529	-	1.041664
081-037	Princeton Jt. Unified	1.000000	(0.006000)	-	-	-	0.012135	-	0.035529	-	1.041664
081-038	Princeton Jt. Unified	1.000000	(0.006000)	-	-	-	0.012135	-	0.035529	-	1.041664
081-039	Princeton Jt. Unified	1.000000	(0.006000)	-	-	-	0.012135	-	0.035529	-	1.041664
081-040	Princeton Jt. Unified	1.000000	(0.006000)	-	-	-	0.012135	-	0.035529	-	1.041664
081-041	Princeton Jt. Unified	1.000000	(0.006000)	-	-	-	0.012135	-	0.035529	-	1.041664
081-042	Princeton Jt. Unified	1.000000	-	-	-	-	0.012135	-	0.035529	-	1.047664
081-043	Princeton Jt. Unified	1.000000	-	-	-	-	0.012135	-	0.035529	-	1.047664
081-044	Princeton Jt. Unified	1.000000	-	-	-	-	0.012135	-	0.035529	-	1.047664
081-045	Princeton Jt. Unified	1.000000	-	-	-	-	0.012135	-	0.035529	-	1.047664
081-046	Princeton Jt. Unified	1.000000	-	-	-	-	0.012135	-	0.035529	-	1.047664
081-047	Princeton Jt. Unified	1.000000	-	-	-	-	0.012135	-	0.035529	-	1.047664
081-048	Princeton Jt. Unified	1.000000	-	-	-	-	0.012135	-	0.035529	-	1.047664
081-049	Princeton Jt. Unified	1.000000	-	-	-	-	0.012135	-	0.035529	-	1.047664
081-050	Princeton Jt. Unified	1.000000	-	-	-	-	0.012135	-	0.035529	-	1.047664
081-051	Princeton Jt. Unified	1.000000	-	-	-	-	0.012135	-	0.035529	-	1.047664
081-052	Princeton Jt. Unified	1.000000	-	-	-	-	0.012135	-	0.035529	-	1.047664
081-053	Princeton Jt. Unified	1.000000	(0.006000)	-	-	-	0.012135	-	0.035529	-	1.041664
081-054	Princeton Jt. Unified	1.000000	(0.006000)	-	-	-	0.012135	-	0.035529	-	1.041664
081-055	Princeton Jt. Unified	1.000000	(0.006000)	-	-	-	0.012135	-	0.035529	-	1.041664
083-000	Stony Creek Jt. Unified	1.000000	-	-	-	-	-	-	-	0.032184	1.032184

**2022-23 PROPERTY TAX RATES**

Tax Rate Area Code	Taxing Entity	Countywide Tax Rate	Reclamation District #2047	Hamilton High School Bond	Orland Unified Bond	Plaza Elementary Bond	Princeton Unified Bond	Willows Unified Bond	Butte College	Yuba College	TAX RATE 2022-23
083-001	Stony Creek Jt. Unified	1.000000	-	-	-	-	-	-	-	0.032184	1.032184
083-002	Stony Creek Jt. Unified	1.000000	-	-	-	-	-	-	-	0.032184	1.032184
083-003	Stony Creek Jt. Unified	1.000000	-	-	-	-	-	-	-	0.032184	1.032184
083-004	Stony Creek Jt. Unified	1.000000	-	-	-	-	-	-	-	0.032184	1.032184
083-005	Stony Creek Jt. Unified	1.000000	-	-	-	-	-	-	-	0.032184	1.032184
083-006	Stony Creek Jt. Unified	1.000000	-	-	-	-	-	-	-	0.032184	1.032184
083-007	Stony Creek Jt. Unified	1.000000	-	-	-	-	-	-	-	0.032184	1.032184
083-011	Stony Creek Jt. Unified	1.000000	-	-	-	-	-	-	-	0.032184	1.032184
083-012	Stony Creek Jt. Unified	1.000000	-	-	-	-	-	-	-	0.032184	1.032184
083-013	Stony Creek Jt. Unified	1.000000	-	-	-	-	-	-	-	0.032184	1.032184
083-014	Stony Creek Jt. Unified	1.000000	-	-	-	-	-	-	-	0.032184	1.032184
083-019	Stony Creek Jt. Unified	1.000000	-	-	-	-	-	-	-	0.032184	1.032184
083-021	Stony Creek Jt. Unified	1.000000	-	-	-	-	-	-	-	0.032184	1.032184
083-022	Stony Creek Jt. Unified	1.000000	-	-	-	-	-	-	-	0.032184	1.032184
083-026	Stony Creek Jt. Unified	1.000000	-	-	-	-	-	-	-	0.032184	1.032184
083-027	Stony Creek Jt. Unified	1.000000	-	-	-	-	-	-	-	0.032184	1.032184
083-028	Stony Creek Jt. Unified	1.000000	-	-	-	-	-	-	-	0.032184	1.032184
083-029	Stony Creek Jt. Unified	1.000000	-	-	-	-	-	-	-	0.032184	1.032184
084-001	Willows Unified	1.000000	(0.006000)	-	-	-	-	0.032028	0.035529	-	1.061557
084-002	Willows Unified	1.000000	-	-	-	-	-	0.032028	0.035529	-	1.067557
084-003	Willows Unified	1.000000	(0.006000)	-	-	-	-	0.032028	0.035529	-	1.061557
084-004	Willows Unified	1.000000	(0.006000)	-	-	-	-	0.032028	0.035529	-	1.061557
084-005	Willows Unified	1.000000	-	-	-	-	-	0.032028	0.035529	-	1.067557
084-006	Willows Unified	1.000000	-	-	-	-	-	0.032028	0.035529	-	1.067557
084-007	Willows Unified	1.000000	-	-	-	-	-	0.032028	0.035529	-	1.067557
084-008	Willows Unified	1.000000	(0.006000)	-	-	-	-	0.032028	0.035529	-	1.061557
084-009	Willows Unified	1.000000	-	-	-	-	-	0.032028	0.035529	-	1.067557
084-010	Willows Unified	1.000000	-	-	-	-	-	0.032028	0.035529	-	1.067557
084-011	Willows Unified	1.000000	-	-	-	-	-	0.032028	0.035529	-	1.067557
084-012	Willows Unified	1.000000	(0.006000)	-	-	-	-	0.032028	0.035529	-	1.061557
084-013	Willows Unified	1.000000	-	-	-	-	-	0.032028	0.035529	-	1.067557
084-014	Willows Unified	1.000000	(0.006000)	-	-	-	-	0.032028	0.035529	-	1.061557
084-015	Willows Unified	1.000000	(0.006000)	-	-	-	-	0.032028	0.035529	-	1.061557
084-016	Willows Unified	1.000000	-	-	-	-	-	0.032028	0.035529	-	1.067557

**2022-23 PROPERTY TAX RATES**

Tax Rate Area Code	Taxing Entity	Countywide Tax Rate	Reclamation District #2047	Hamilton High School Bond	Orland Unified Bond	Plaza Elementary Bond	Princeton Unified Bond	Willows Unified Bond	Butte College	Yuba College	TAX RATE 2022-23
084-017	Willows Unified	1.000000	(0.006000)	-	-	-	-	0.032028	0.035529	-	1.061557
084-018	Willows Unified	1.000000	-	-	-	-	-	0.032028	0.035529	-	1.067557
084-019	Willows Unified	1.000000	(0.006000)	-	-	-	-	0.032028	0.035529	-	1.061557
084-020	Willows Unified	1.000000	-	-	-	-	-	0.032028	0.035529	-	1.067557
084-021	Willows Unified	1.000000	(0.006000)	-	-	-	-	0.032028	0.035529	-	1.061557
084-022	Willows Unified	1.000000	-	-	-	-	-	0.032028	0.035529	-	1.067557
084-023	Willows Unified	1.000000	-	-	-	-	-	0.032028	0.035529	-	1.067557
084-024	Willows Unified	1.000000	-	-	-	-	-	0.032028	0.035529	-	1.067557
084-025	Willows Unified	1.000000	-	-	-	-	-	0.032028	0.035529	-	1.067557
084-026	Willows Unified	1.000000	-	-	-	-	-	0.032028	0.035529	-	1.067557
084-027	Willows Unified	1.000000	(0.006000)	-	-	-	-	0.032028	0.035529	-	1.061557
084-028	Willows Unified	1.000000	(0.006000)	-	-	-	-	0.032028	0.035529	-	1.061557
084-029	Willows Unified	1.000000	(0.006000)	-	-	-	-	0.032028	0.035529	-	1.061557
084-030	Willows Unified	1.000000	-	-	-	-	-	0.032028	0.035529	-	1.067557
084-031	Willows Unified	1.000000	-	-	-	-	-	0.032028	0.035529	-	1.067557
084-032	Willows Unified	1.000000	-	-	-	-	-	0.032028	0.035529	-	1.067557
084-033	Willows Unified	1.000000	-	-	-	-	-	0.032028	0.035529	-	1.067557
084-034	Willows Unified	1.000000	-	-	-	-	-	0.032028	0.035529	-	1.067557
084-035	Willows Unified	1.000000	(0.006000)	-	-	-	-	0.032028	0.035529	-	1.061557
084-036	Willows Unified	1.000000	(0.006000)	-	-	-	-	0.032028	0.035529	-	1.061557
084-037	Willows Unified	1.000000	(0.006000)	-	-	-	-	0.032028	0.035529	-	1.061557
084-038	Willows Unified	1.000000	(0.006000)	-	-	-	-	0.032028	0.035529	-	1.061557
084-039	Willows Unified	1.000000	-	-	-	-	-	0.032028	0.035529	-	1.067557
084-040	Willows Unified	1.000000	(0.006000)	-	-	-	-	0.032028	0.035529	-	1.061557
084-041	Willows Unified	1.000000	-	-	-	-	-	0.032028	0.035529	-	1.067557
084-042	Willows Unified	1.000000	(0.006000)	-	-	-	-	0.032028	0.035529	-	1.061557
084-043	Willows Unified	1.000000	-	-	-	-	-	0.032028	0.035529	-	1.067557
084-044	Willows Unified	1.000000	(0.006000)	-	-	-	-	0.032028	0.035529	-	1.061557
084-045	Willows Unified	1.000000	(0.006000)	-	-	-	-	0.032028	0.035529	-	1.061557
084-046	Willows Unified	1.000000	(0.006000)	-	-	-	-	0.032028	0.035529	-	1.061557
084-047	Willows Unified	1.000000	(0.006000)	-	-	-	-	0.032028	0.035529	-	1.061557
084-048	Willows Unified	1.000000	-	-	-	-	-	0.032028	0.035529	-	1.067557
084-049	Willows Unified	1.000000	-	-	-	-	-	0.032028	0.035529	-	1.067557
084-050	Willows Unified	1.000000	-	-	-	-	-	0.032028	0.035529	-	1.067557
084-051	Willows Unified	1.000000	-	-	-	-	-	0.032028	0.035529	-	1.067557
084-052	Willows Unified	1.000000	-	-	-	-	-	0.032028	0.035529	-	1.067557



**2022-23 PROPERTY TAX RATES**

Tax Rate Area Code	Taxing Entity	Countywide Tax Rate	Reclamation District #2047	Hamilton High School Bond	Orland Unified Bond	Plaza Elementary Bond	Princeton Unified Bond	Willows Unified Bond	Butte College	Yuba College	TAX RATE 2022-23
084-053	Willows Unified	1.000000	(0.006000)	-	-	-	-	0.032028	0.035529	-	1.061557
084-054	Willows Unified	1.000000	(0.006000)	-	-	-	-	0.032028	0.035529	-	1.061557
084-055	Willows Unified	1.000000	-	-	-	-	-	0.032028	0.035529	-	1.067557
084-056	Willows Unified	1.000000	-	-	-	-	-	0.032028	0.035529	-	1.067557
084-057	Willows Unified	1.000000	-	-	-	-	-	0.032028	0.035529	-	1.067557
084-058	Willows Unified	1.000000	-	-	-	-	-	0.032028	0.035529	-	1.067557
084-059	Willows Unified	1.000000	-	-	-	-	-	0.032028	0.035529	-	1.067557
084-060	Willows Unified	1.000000	-	-	-	-	-	0.032028	0.035529	-	1.067557
084-061	Willows Unified	1.000000	(0.006000)	-	-	-	-	0.032028	0.035529	-	1.061557
084-062	Willows Unified	1.000000	(0.006000)	-	-	-	-	0.032028	0.035529	-	1.061557
084-063	Willows Unified	1.000000	(0.006000)	-	-	-	-	0.032028	0.035529	-	1.061557
084-064	Willows Unified	1.000000	(0.006000)	-	-	-	-	0.032028	0.035529	-	1.061557
084-065	Willows Unified	1.000000	-	-	-	-	-	0.032028	0.035529	-	1.067557
084-066	Willows Unified	1.000000	-	-	-	-	-	0.032028	0.035529	-	1.067557
084-067	Willows Unified	1.000000	-	-	-	-	-	0.032028	0.035529	-	1.067557
084-068	Willows Unified	1.000000	-	-	-	-	-	0.032028	0.035529	-	1.067557
084-069	Willows Unified	1.000000	-	-	-	-	-	0.032028	0.035529	-	1.067557
084-070	Willows Unified	1.000000	(0.006000)	-	-	-	-	0.032028	0.035529	-	1.061557
084-071	Willows Unified	1.000000	(0.006000)	-	-	-	-	0.032028	0.035529	-	1.061557
084-072	Willows Unified	1.000000	(0.006000)	-	-	-	-	0.032028	0.035529	-	1.061557
084-073	Willows Unified	1.000000	(0.006000)	-	-	-	-	0.032028	0.035529	-	1.061557
084-074	Willows Unified	1.000000	(0.006000)	-	-	-	-	0.032028	0.035529	-	1.061557
084-075	Willows Unified	1.000000	-	-	-	-	-	0.032028	0.035529	-	1.067557
084-076	Willows Unified	1.000000	-	-	-	-	-	0.032028	0.035529	-	1.067557
084-077	Willows Unified	1.000000	(0.006000)	-	-	-	-	0.032028	0.035529	-	1.061557
084-078	Willows Unified	1.000000	-	-	-	-	-	0.032028	0.035529	-	1.067557
084-079	Willows Unified	1.000000	-	-	-	-	-	0.032028	0.035529	-	1.067557
084-080	Willows Unified	1.000000	-	-	-	-	-	0.032028	0.035529	-	1.067557
084-081	Willows Unified	1.000000	(0.006000)	-	-	-	-	0.032028	0.035529	-	1.061557
084-082	Willows Unified	1.000000	-	-	-	-	-	0.032028	0.035529	-	1.067557
084-084	Willows Unified	1.000000	(0.006000)	-	-	-	-	0.032028	0.035529	-	1.061557
084-085	Willows Unified	1.000000	-	-	-	-	-	0.032028	0.035529	-	1.067557
084-086	Willows Unified	1.000000	-	-	-	-	-	0.032028	0.035529	-	1.067557
084-087	Willows Unified	1.000000	(0.006000)	-	-	-	-	0.032028	0.035529	-	1.061557
084-088	Willows Unified	1.000000	(0.006000)	-	-	-	-	0.032028	0.035529	-	1.061557
084-089	Willows Unified	1.000000	(0.006000)	-	-	-	-	0.032028	0.035529	-	1.061557

**2022-23 PROPERTY TAX RATES**

Tax Rate Area Code	Taxing Entity	Countywide Tax Rate	Reclamation District #2047	Hamilton High School Bond	Orland Unified Bond	Plaza Elementary Bond	Princeton Unified Bond	Willows Unified Bond	Butte College	Yuba College	TAX RATE 2022-23
084-090	Willows Unified	1.000000	(0.006000)	-	-	-	-	0.032028	0.035529	-	1.061557
084-091	Willows Unified	1.000000	(0.006000)	-	-	-	-	0.032028	0.035529	-	1.061557
084-092	Willows Unified	1.000000	(0.006000)	-	-	-	-	0.032028	0.035529	-	1.061557
084-093	Willows Unified	1.000000	(0.006000)	-	-	-	-	0.032028	0.035529	-	1.061557
084-094	Willows Unified	1.000000	(0.006000)	-	-	-	-	0.032028	0.035529	-	1.061557
084-095	Willows Unified	1.000000	(0.006000)	-	-	-	-	0.032028	0.035529	-	1.061557
084-096	Willows Unified	1.000000	(0.006000)	-	-	-	-	0.032028	0.035529	-	1.061557
084-097	Willows Unified	1.000000	(0.006000)	-	-	-	-	0.032028	0.035529	-	1.061557
084-098	Willows Unified	1.000000	(0.006000)	-	-	-	-	0.032028	0.035529	-	1.061557
084-099	Willows Unified	1.000000	(0.006000)	-	-	-	-	0.032028	0.035529	-	1.061557
084-100	Willows Unified	1.000000	-	-	-	-	-	0.032028	-	0.032184	1.064212
084-101	Willows Unified	1.000000	(0.006000)	-	-	-	-	0.032028	0.035529	-	1.061557
084-102	Willows Unified	1.000000	(0.006000)	-	-	-	-	0.032028	0.035529	-	1.061557
084-103	Willows Unified	1.000000	-	-	-	-	-	0.032028	0.035529	-	1.067557
084-104	Willows Unified	1.000000	-	-	-	-	-	0.032028	0.035529	-	1.067557
084-105	Willows Unified	1.000000	-	-	-	-	-	0.032028	0.035529	-	1.067557
084-106	Willows Unified	1.000000	-	-	-	-	-	0.032028	0.035529	-	1.067557
084-107	Willows Unified	1.000000	-	-	-	-	-	0.032028	0.035529	-	1.067557
084-108	Willows Unified	1.000000	-	-	-	-	-	0.032028	0.035529	-	1.067557
084-109	Willows Unified	1.000000	-	-	-	-	-	0.032028	0.035529	-	1.067557
084-110	Willows Unified	1.000000	-	-	-	-	-	0.032028	0.035529	-	1.067557
084-111	Willows Unified	1.000000	(0.006000)	-	-	-	-	0.032028	0.035529	-	1.061557
084-112	Willows Unified	1.000000	-	-	-	-	-	0.032028	0.035529	-	1.067557
084-113	Willows Unified	1.000000	-	-	-	-	-	0.032028	0.035529	-	1.067557
084-114	Willows Unified	1.000000	-	-	-	-	-	0.032028	0.035529	-	1.067557
084-115	Willows Unified	1.000000	-	-	-	-	-	0.032028	0.035529	-	1.067557
084-116	Willows Unified	1.000000	(0.006000)	-	-	-	-	0.032028	0.035529	-	1.061557
084-117	Willows Unified	1.000000	-	-	-	-	-	0.032028	0.035529	-	1.067557
084-118	Willows Unified	1.000000	(0.006000)	-	-	-	-	0.032028	0.035529	-	1.061557
084-119	Willows Unified	1.000000	(0.006000)	-	-	-	-	0.032028	0.035529	-	1.061557
084-120	Willows Unified	1.000000	(0.006000)	-	-	-	-	0.032028	0.035529	-	1.061557
084-121	Willows Unified	1.000000	(0.006000)	-	-	-	-	0.032028	0.035529	-	1.061557
084-122	Willows Unified	1.000000	-	-	-	-	-	0.032028	0.035529	-	1.067557
084-123	Willows Unified	1.000000	-	-	-	-	-	0.032028	0.035529	-	1.067557
084-124	Willows Unified	1.000000	-	-	-	-	-	0.032028	0.035529	-	1.067557
084-125	Willows Unified	1.000000	-	-	-	-	-	0.032028	0.035529	-	1.067557

**2022-23 PROPERTY TAX RATES**

Tax Rate Area Code	Taxing Entity	Countywide Tax Rate	Reclamation District #2047	Hamilton High School Bond	Orland Unified Bond	Plaza Elementary Bond	Princeton Unified Bond	Willows Unified Bond	Butte College	Yuba College	TAX RATE 2022-23
084-126	Willows Unified	1.000000	-	-	-	-	-	0.032028	0.035529	-	1.067557
084-127	Willows Unified	1.000000	(0.006000)	-	-	-	-	0.032028	0.035529	-	1.061557
084-128	Willows Unified	1.000000	(0.006000)	-	-	-	-	0.032028	0.035529	-	1.061557
084-129	Willows Unified	1.000000	(0.006000)	-	-	-	-	0.032028	0.035529	-	1.061557
084-130	Willows Unified	1.000000	(0.006000)	-	-	-	-	0.032028	0.035529	-	1.061557
084-131	Willows Unified	1.000000	-	-	-	-	-	0.032028	0.035529	-	1.067557
084-132	Willows Unified	1.000000	-	-	-	-	-	0.032028	0.035529	-	1.067557
084-133	Willows Unified	1.000000	-	-	-	-	-	0.032028	0.035529	-	1.067557
086-001	Hamilton Unified	1.000000	-	0.028000	-	-	-	-	0.035529	-	1.063529
086-002	Hamilton Unified	1.000000	-	0.028000	-	-	-	-	0.035529	-	1.063529
086-003	Hamilton Unified	1.000000	-	0.028000	-	-	-	-	0.035529	-	1.063529
086-004	Hamilton Unified	1.000000	-	0.028000	-	-	-	-	0.035529	-	1.063529
086-005	Hamilton Unified	1.000000	-	0.028000	-	-	-	-	0.035529	-	1.063529
086-006	Hamilton Unified	1.000000	-	0.028000	-	-	-	-	0.035529	-	1.063529
086-007	Hamilton Unified	1.000000	-	0.028000	-	-	-	-	0.035529	-	1.063529
086-008	Hamilton Unified	1.000000	-	0.028000	-	-	-	-	0.035529	-	1.063529
086-009	Hamilton Unified	1.000000	(0.006000)	0.028000	-	-	-	-	0.035529	-	1.057529
086-010	Hamilton Unified	1.000000	(0.006000)	0.028000	-	-	-	-	0.035529	-	1.057529
086-011	Hamilton Unified	1.000000	(0.006000)	0.028000	-	-	-	-	0.035529	-	1.057529
086-012	Hamilton Unified	1.000000	-	0.028000	-	-	-	-	0.035529	-	1.063529
086-013	Hamilton Unified	1.000000	-	0.028000	-	-	-	-	0.035529	-	1.063529
086-014	Hamilton Unified	1.000000	-	0.028000	-	-	-	-	0.035529	-	1.063529
086-015	Hamilton Unified	1.000000	-	0.028000	-	-	-	-	0.035529	-	1.063529
086-016	Hamilton Unified	1.000000	-	0.028000	-	-	-	-	0.035529	-	1.063529
086-017	<del>Hamilton Unified</del>	<del>1.000000</del>	<del>_____</del>	0.028000	<del>_____</del>	<del>_____</del>	<del>_____</del>	<del>_____</del>	0.035529	<del>_____</del>	<del>1.063529</del>
086-018	Hamilton Unified	1.000000	-	0.028000	-	-	-	-	0.035529	-	1.063529
086-019	Hamilton Unified	1.000000	-	0.028000	-	-	-	-	0.035529	-	1.063529
086-020	Hamilton Unified	1.000000	-	0.028000	-	-	-	-	0.035529	-	1.063529
086-021	Hamilton Unified	1.000000	-	0.028000	-	-	-	-	0.035529	-	1.063529
086-022	Hamilton Unified	1.000000	-	0.028000	-	-	-	-	0.035529	-	1.063529
086-023	Hamilton Unified	1.000000	-	0.028000	-	-	-	-	0.035529	-	1.063529
086-024	Hamilton Unified	1.000000	-	0.028000	-	-	-	-	0.035529	-	1.063529
086-025	Hamilton Unified	1.000000	-	0.028000	-	-	-	-	0.035529	-	1.063529
086-026	Hamilton Unified	1.000000	-	0.028000	-	-	-	-	0.035529	-	1.063529

**2022-23 PROPERTY TAX RATES**

Tax Rate Area Code	Taxing Entity	Countywide Tax Rate	Reclamation District #2047	Hamilton High School Bond	Orland Unified Bond	Plaza Elementary Bond	Princeton Unified Bond	Willows Unified Bond	Butte College	Yuba College	TAX RATE 2022-23
<b>086-027</b>	Hamilton Unified	1.000000	-	0.028000	-	-	-	-	0.035529	-	<b>1.063529</b>
<b>086-028</b>	Hamilton Unified	1.000000	-	0.028000	-	-	-	-	0.035529	-	<b>1.063529</b>
<b>086-029</b>	Hamilton Unified	1.000000	-	0.028000	-	-	-	-	0.035529	-	<b>1.063529</b>
<b>086-030</b>	Hamilton Unified	1.000000	-	0.028000	-	-	-	-	0.035529	-	<b>1.063529</b>
<b>086-031</b>	Hamilton Unified	1.000000	-	0.028000	-	-	-	-	0.035529	-	<b>1.063529</b>
<b>086-032</b>	Hamilton Unified	1.000000	-	0.028000	-	-	-	-	0.035529	-	<b>1.063529</b>
<b>086-033</b>	Hamilton Unified	1.000000	-	0.028000	-	-	-	-	0.035529	-	<b>1.063529</b>
<b>086-034</b>	Hamilton Unified	1.000000	-	0.028000	-	-	-	-	0.035529	-	<b>1.063529</b>
<b>086-035</b>	Hamilton Unified	1.000000	-	0.028000	-	-	-	-	0.035529	-	<b>1.063529</b>
<b>086-036</b>	Hamilton Unified	1.000000	-	0.028000	-	-	-	-	0.035529	-	<b>1.063529</b>
<b>086-037</b>	Hamilton Unified	1.000000	-	0.028000	-	-	-	-	0.035529	-	<b>1.063529</b>
<b>086-038</b>	Hamilton Unified	1.000000	-	0.028000	-	-	-	-	0.035529	-	<b>1.063529</b>
<b>086-039</b>	Hamilton Unified	1.000000	-	0.028000	-	-	-	-	0.035529	-	<b>1.063529</b>
<b>086-040</b>	Hamilton Unified	1.000000	-	0.028000	-	-	-	-	0.035529	-	<b>1.063529</b>

**2022-23 COUNTY OF GLENN - POSITION ALLOCATION LIST**

Note: Some Positions may be Unfunded

Department / Program / Position	Full-Time Equivalent by Fiscal Year			Salary Range
	2020-21	2021-22	2022-23	
<b>BOARD OF SUPERVISORS</b>				
<b>01011010 - BOARD OF SUPERVISORS</b>				
Board of Supervisors	4.00	4.00	4.00	245
Board of Supervisors, Chairman	1.00	1.00	1.00	245
<b>Department Total</b>	<b>5.00</b>	<b>5.00</b>	<b>5.00</b>	
<b>COUNTY ADMINISTRATIVE OFFICER</b>				
<b>01011013 - COUNTY ADMINISTRATIVE OFFICER</b>				
County Administrative Officer	1.00	1.00	1.00	642
Deputy County Administrative Officer	-	1.00	1.00	524
County Administrative Officer Management Analyst I/II	1.00	2.00	2.00	453
Subtotal	2.00	4.00	4.00	
<b>01011020 - CLERK OF THE BOARD</b>				
Clerk of the Board	1.00	-	-	524
Administrative Services Analyst II/III - Deputy Clerk	2.00	3.00	3.00	404
Subtotal	3.00	3.00	3.00	
<b>01011090 - PERSONNEL</b>				
Personnel Director/Safety Officer	1.00	1.00	1.00	538
Personnel Manager	-	1.00	1.00	453
Personnel Analyst III/Assistant Safety Officer	1.00	-	-	424
Personnel Analyst I/II	2.00	2.00	2.00	384
Personnel Technician I/II	-	1.00	1.00	326
Subtotal	4.00	5.00	5.00	
<b>01401140 - ADVERTISING COUNTY RESOURCES</b>				
Community Development Director	1.00	-	-	453
Subtotal	1.00	-	-	
<b>01051195 - COUNTY SERVICES-FACILITIES DIVISION</b>				
County Facilities Operations Manager	1.00	1.00	1.00	453
Supervising Staff Services Analyst	1.00	1.00	1.00	428
Accountant I/II	1.00	2.00	2.00	359
Facilities Worker III	2.00	2.00	2.00	331
Facilities Worker II	4.00	3.00	3.00	321
Lead Custodian	1.00	1.00	1.00	294
Custodian	5.00	5.00	5.00	274
Subtotal	15.00	15.00	15.00	
<b>01051195 - COUNTY SERVICES-FLEET DIVISION</b>				
Fleet Operations Manager	1.00	1.00	1.00	453
Fleet Mechanic IV	-	2.00	2.00	351
Accountant I/II	1.00	1.00	1.00	359
Public Works Mechanic IV	2.00	-	-	341
Subtotal	4.00	4.00	4.00	

**2022-23 COUNTY OF GLENN - POSITION ALLOCATION LIST**

Note: Some Positions may be Unfunded

Department / Program / Position	Full-Time Equivalent by Fiscal Year			Salary Range
	2020-21	2021-22	2022-23	
<b>COUNTY ADMINISTRATIVE OFFICER CONTINUED</b>				
<b>01051195 - GENERAL SERVICES</b>				
General Services Director	1.00	-	-	524
Program Manager	1.00	1.00	1.00	453
Information Systems Analyst II	-	-	1.00	414
Administrative Services Analyst III - Deputy Clerk	1.00	-	-	404
Administrative Services Analyst III	-	1.00	1.00	404
Subtotal	3.00	2.00	3.00	
<b>Department Total</b>	<b>32.00</b>	<b>33.00</b>	<b>34.00</b>	
<b>AG COMMISSIONER</b>				
<b>01012180 - AG COMMISSIONER</b>				
Agricultural Commissioner/Sealer Weights & Measures	1.00	1.00	1.00	524
Assistant Agricultural Commissioner	1.00	1.00	1.00	481
Deputy Agricultural Commissioner	1.00	1.00	1.00	469
Ag Biologist Weights & Measures Inspector I/II/III/IV	6.00	6.00	6.00	429
Staff Services Specialist	1.00	1.00	1.00	368
Principal Secretary	1.00	1.00	1.00	453
Secretary	1.00	-	-	299
Subtotal	12.00	11.00	11.00	
<b>05210000 - AIR POLLUTION CONTROL DISTRICT</b>				
Environmental Program Manager	2.00	2.00	2.00	469
Environmental Compliance Specialist I/II	4.00	4.00	3.00	429
Ag Biologist/Environmental Compliance Specialist Aide	-	-	1.00	301
Staff Services Specialist	1.00	1.00	1.00	368
Subtotal	7.00	7.00	7.00	
<b>Department Total</b>	<b>19.00</b>	<b>18.00</b>	<b>18.00</b>	
<b>ASSESSOR / CLERK-RECORDER / ELECTIONS</b>				
<b>01011070 - ASSESSOR</b>				
Assessor/Clerk/Recorder/Elections	1.00	1.00	1.00	520
Assistant Assessor	1.00	1.00	1.00	456
Appraiser/Senior Appraiser	3.00	3.00	3.00	383
Office Technician I/II	3.00	3.00	3.00	332
Subtotal	8.00	8.00	8.00	
<b>01011100 - ELECTIONS</b>				
Office Technician II	1.00	1.00	1.00	332
Subtotal	1.00	1.00	1.00	
<b>01012220 - CLERK-RECORDER</b>				
Assistant Clerk-Recorder/Elections	1.00	1.00	1.00	456
Administrative Assistant	1.00	1.00	1.00	383
Office Technician I/II	2.00	2.00	2.00	332
Subtotal	4.00	4.00	4.00	
<b>Department Total</b>	<b>13.00</b>	<b>13.00</b>	<b>13.00</b>	

**2022-23 COUNTY OF GLENN - POSITION ALLOCATION LIST**

Note: Some Positions may be Unfunded

Department / Program / Position	Full-Time Equivalent by Fiscal Year			Salary Range
	2020-21	2021-22	2022-23	
<b>CHILD SUPPORT SERVICES AGENCY</b>				
<b>01055340 - CHILD SUPPORT SERVICES</b>				
Director of Child Support Services	1.00	1.00	1.00	520
Child Support Attorney	-	-	1.00	470
Child Support Program Manager	-	1.00	1.00	453
Child Support Supervisor	1.00	1.00	1.00	356
Child Support Assistant I/II/III	-	-	1.00	297
Child Support Specialist I/II/III	5.00	4.00	4.00	341
Principal Secretary	1.00	-	-	330
Accounting Technician	1.00	1.00	1.00	314
<b>Department Total</b>	<b>9.00</b>	<b>8.00</b>	<b>10.00</b>	
<b>COMMUNITY ACTION</b>				
<b>04999100 - COMMUNITY ACTION</b>				
Deputy Director for HHSA Branch Director	1.00	1.00	-	524
Assistant Community Action Director	0.75	0.75	-	490
Senior Community Action Manager	-	-	3.00	461
Health & Human Services Program Manager	2.00	1.00	-	461
Community Action Manager	4.75	5.00	3.00	420
Program and Administrative Services Coordinator	2.75	2.00	2.00	410
Community Action Specialist III	2.00	2.00	2.00	369
Community Action Specialist I/II	7.00	8.00	8.00	349
Administrative Services Analyst I	-	1.00	2.00	370
Fiscal Analyst I/II	-	1.00	1.00	384
Accounting & General Services Specialist III	-	1.00	1.00	336
Housing Rehabilitation Worker III	3.00	3.00	3.00	326
Housing Rehabilitation Worker II	1.00	2.00	1.00	311
Staff Services and Support Technician I/II	-	-	1.00	311
Staff Services Specialist	2.00	-	-	368
Community Outreach Advocate	-	2.00	2.00	366
Community Outreach Worker	-	1.00	1.00	307
Victim Witness Advocate	3.00	2.00	1.00	366
<b>Department Total</b>	<b>29.25</b>	<b>32.75</b>	<b>31.00</b>	
<b>COOPERATIVE EXTENSION</b>				
<b>01016050 - COOPERATIVE EXTENSION</b>				
Administrative Assistant	1.00	1.00	1.00	383
Accounting & General Services Specialist III	1.00	-	-	336
Office Technician II	-	1.00	1.00	332
Office Assistant I/II/III	1.00	1.00	1.00	288
<b>Department Total</b>	<b>3.00</b>	<b>3.00</b>	<b>3.00</b>	

**2022-23 COUNTY OF GLENN - POSITION ALLOCATION LIST**

Note: Some Positions may be Unfunded

Department / Program / Position	Full-Time Equivalent by Fiscal Year			Salary Range
	2020-21	2021-22	2022-23	
<b>COUNTY COUNSEL</b>				
<b>01011080 - COUNTY COUNSEL</b>				
County Counsel	1.00	1.00	1.00	602
Assistant County Counsel	-	-	1.00	524
Deputy County Counsel	2.00	2.00	1.00	476
Administrative Services Officer	-	1.00	1.00	414
Paralegal to County Counsel	1.00	-	-	384
<b>Department Total</b>	<b>4.00</b>	<b>4.00</b>	<b>4.00</b>	
<b>DEPARTMENT OF FINANCE</b>				
<b>01011040 - DOF - AUDITOR-CONTROLLER</b>				
Director of Finance	1.00	1.00	1.00	538
Assistant Director of Finance-Auditor	1.00	1.00	1.00	469
Assistant Director of Finance-Treasurer/Tax Collection	1.00	1.00	1.00	469
Staff Services Manager	1.00	1.00	1.00	443
Fiscal Analyst I/II/III	-	5.00	5.00	404
Administrative Services Analyst III	2.00	-	-	404
Payroll Coordinator	1.00	1.00	1.00	385
Property Tax Coordinator	1.00	-	-	347
Account Clerk Supervisor I	1.00	-	-	347
Accountant I	1.00	1.00	1.00	339
Accounting Technician	1.00	-	-	314
<b>Department Total</b>	<b>11.00</b>	<b>11.00</b>	<b>11.00</b>	
<b>DISTRICT ATTORNEY</b>				
<b>01042090 - DISTRICT ATTORNEY</b>				
District Attorney	1.00	1.00	1.00	
Assistant District Attorney	-	1.00	1.00	509
Chief Investigator	1.00	1.00	1.00	500
Deputy District Attorney I/II/III	2.00	1.00	1.00	480
Administrative Services Officer	1.00	1.00	1.00	414
Administrative Services Analyst II	1.00	1.00	2.00	384
Lead Supervising Advocate	-	-	1.00	396
Victim Witness Advocate	-	-	1.00	366
Legal Secretary III	3.00	2.00	1.00	340
<b>Department Total</b>	<b>9.00</b>	<b>8.00</b>	<b>10.00</b>	
<b>HEALTH AND HUMAN SERVICES AGENCY</b>				
<b>01012240 - PUBLIC GUARDIAN</b>				
Chief Deputy Public Guardian	1.00	1.00	1.00	410
Assistant Public Guardian	1.00	1.00	1.00	375
Subtotal	2.00	2.00	2.00	
<b>01024010 - PUBLIC HEALTH</b>				
Deputy Director for HHSA Branch Director	1.00	1.00	1.00	524
Health & Human Services Program Manager II	-	1.00	1.00	503
Health & Human Services Program Manager	2.00	3.00	1.00	461
Health Educator	3.00	3.00	2.00	370



**2022-23 COUNTY OF GLENN - POSITION ALLOCATION LIST**

Note: Some Positions may be Unfunded

Department / Program / Position	Full-Time Equivalent by Fiscal Year			Salary Range
	2020-21	2021-22	2022-23	
<b>HEALTH AND HUMAN SERVICES AGENCY</b>				
<b>01024010 - PUBLIC HEALTH – CONT.</b>				
LVN I/II	-	2.00	2.00	436
Public Health Supervising Nurse	-	2.00	2.00	510
Senior Public Health Nurse	4.00	4.00	4.00	464
Clinical Nurse	-	-	2.00	456
Health & Human Services Program Coordinator	1.00	3.00	2.00	410
Health & Human Services Case Manager I/II	4.00	4.00	4.00	366
Integrated Adult Services Supervisor	1.00	-	-	432
Administrative Assistant	1.00	1.00	1.00	383
Accounting & General Services Specialist II	1.00	1.00	1.00	316
Subtotal	18.00	25.00	23.00	
<b>01024011 - EMERGENCY PREPAREDNESS</b>				
Emergency Preparedness Coordinator	1.00	1.00	1.00	431
Administrative Services Analyst II	1.00	1.00	1.00	384
Subtotal	2.00	2.00	2.00	
<b>01024012 - MENTAL HEALTH</b>				
Deputy Director for HHSA Branch Director	1.00	1.00	1.00	524
Health & Human Services Program Manager II	0.75	0.75	2.00	503
Health & Human Services Program Manager	2.00	2.00	3.00	461
Compliance and Quality Improvement Manager	1.00	1.00	1.00	463
Compliance and Quality Improvement Coordinator II	1.00	1.00	1.00	441
Senior Mental Health Counselor I/II/III	16.00	20.00	-	421
Behavioral Health Clinician I/II/III	-	-	19.00	459
Senior Public Health Nurse	1.00	1.00	-	464
Health & Human Services Senior Program Coordinator	6.00	7.00	7.00	441
Health & Human Services Case Manager III	3.00	3.00	3.00	386
Health & Human Services Case Manager I/II	14.00	16.00	16.00	366
Senior Administrative Assistant	1.00	1.00	1.00	403
Administrative Assistant	-	1.00	1.00	383
Administrative Services Analyst III	-	1.00	2.00	404
Administrative Services Analyst I/II	2.00	2.00	2.00	384
Staff Services Specialist	2.00	1.00	2.00	368
Accounting & General Services Specialist I/II	6.00	6.00	6.00	336
Senior Van Driver	1.00	1.00	2.00	332
Van Driver	1.00	1.00	1.00	322
Subtotal	58.75	66.75	70.00	
<b>01024013 - COVID</b>				
County Health Officer	-	1.00	1.00	618
Health & Human Services Program Coordinator	-	1.00	1.00	441
HHSA Program Manager	-	-	1.00	461
Administrative Services Analyst I/II	-	1.00	1.00	384
Health & Human Services Case Manager I/II	-	5.00	4.00	366
Health Educator	-	1.00	1.00	370
Subtotal	-	8.00	8.00	

**2022-23 COUNTY OF GLENN - POSITION ALLOCATION LIST**

Note: Some Positions may be Unfunded

Department / Program / Position	Full-Time Equivalent by Fiscal Year			Salary Range
	2020-21	2021-22	2022-23	
<b>HEALTH AND HUMAN SERVICES AGENCY- CONT</b>				
<b>01024014 - ALCOHOL &amp; DRUG ABUSE PROGRAM</b>				
Health & Human Services Program Manager	1.00	1.00	1.00	461
Substance Use Disorder Counselor I/II	-	-	4.00	366
Senior Mental Health Counselor I/II/III	1.00	1.00	2.00	421
Community Outreach Advocate	1.00	1.00	2.00	307
Health & Human Services Case Manager I/II	4.00	4.00	-	366
Child Care Worker	0.50	0.50	0.50	271
Accounting & General Services Specialist I/II	1.00	1.00	1.00	336
Subtotal	8.50	8.50	10.50	
<b>01024025 - WOMEN, INFANTS &amp; CHILDREN</b>				
Health & Human Services Program Manager	1.00	1.00	1.00	461
Health & Human Services Case Manager I/II	3.00	3.00	3.00	366
Subtotal	4.00	4.00	4.00	
<b>01024170 - CALIFORNIA CHILDREN'S SERVICES</b>				
Health & Human Services Case Manager I/II	1.00	1.00	1.00	366
Subtotal	1.00	1.00	1.00	
<b>01024300 - HEALTH AND HUMAN SERVICES AGENCY</b>				
Health & Human Services Agency Director	1.00	1.00	1.00	588
HHSA Assistant Director	-	-	1.00	544
Deputy Director for HHSA Branch Director	1.00	1.00	1.00	524
HHSA Program Manager I/II	2.00	2.00	1.00	461
HHSA Fiscal Manager	1.00	2.00	2.00	461
HHSA Administration Manager	2.00	1.00	1.00	461
Information Systems Analyst III	2.00	2.0	2.00	433
Information Systems Analyst II	1.00	1.00	1.00	414
Fiscal Analyst III	2.00	2.00	7.00	404
Administrative Services Analyst III	1.00	3.00	5.00	404
Senior Administrative Assistant	1.00	1.00	1.00	403
Administrative Assistant	2.00	2.00	1.00	383
Administrative Services Analyst II	3.00	3.00	-	384
Fiscal Analyst II	3.00	3.00	-	384
Personnel Analyst I/II	-	-	1.00	384
Accounting & General Services Specialist III	-	-	1.00	336
Accounting & General Services Specialist I/II	6.00	6.00	5.00	316
Accountant III	-	-	-	379
Administrative Services Analyst I	-	-	-	370
Community Outreach Advocate	1.00	1.00	-	366
Staff Services Specialist	2.00	1.00	-	368
Account Clerk Supervisor I	-	-	-	347
Account Clerk I/II/III	1.00	1.00	-	300
Office Assistant I/II	2.00	2.00	1.00	278
Subtotal	34.00	35.00	32.00	

**2022-23 COUNTY OF GLENN - POSITION ALLOCATION LIST**

Note: Some Positions may be Unfunded

Department / Program / Position	Full-Time Equivalent by Fiscal Year			Salary Range
	2020-21	2021-22	2022-23	
<b>HEALTH AND HUMAN SERVICES AGENCY - CONT</b>				
<b>01025010 - SOCIAL SERVICES ADMINISTRATION</b>				
Deputy Director for HHSA Branch Director	1.00	1.00	1.00	524
Health & Human Services Program Manager II	-	-	2.00	503
Health & Human Services Program Manager	4.00	4.00	5.00	461
Supervising Welfare Fraud Investigator	1.00	1.00	1.00	463
Welfare Fraud Investigator II	2.00	2.00	2.00	409
HHSA Investigative Assistant	-	-	1.00	359
Community Action Program Specialist I/II	-	-	1.00	349
Community Outreach Advocate	-	-	1.00	366
Social Worker Supervisor II	6.00	6.00	6.00	431
Social Worker IV	13.00	14.00	16.00	406
Social Worker III	6.00	6.00	6.00	395
Social Worker I/II	1.00	1.00	3.00	374
Employment & Training Worker Supervisor	2.00	2.00	2.00	404
Employment & Training Worker III	3.00	3.00	3.00	360
Employment & Training Worker I/II	7.00	7.00	5.00	339
Eligibility Specialist Supervisor	2.00	3.00	4.00	366
Eligibility Specialist III	7.00	7.00	7.00	341
Eligibility Specialist I/II	21.00	21.00	22.00	319
Public Authority Manager	-	-	1.00	413
Public Authority Registry Specialist	3.00	3.00	3.00	353
Services Support Assistant III	1.00	1.00	1.00	300
Screener	1.00	1.00	1.00	314
Social Services Aide	4.00	4.00	8.00	319
Legal Clerk III	1.00	1.00	1.00	331
Legal Clerk II	1.00	1.00	1.00	311
Administrative Services Analyst III	-	-	1.00	404
Administrative Services Analyst II	-	-	2.00	384
Administrative Services Analyst I	-	-	1.00	370
Office Assistant III	2.00	2.00	2.00	288
Office Assistant I/II	3.00	3.00	3.00	278
Subtotal	92.00	94.00	113.00	
<b>Department Total</b>	<b>200.25</b>	<b>219.25</b>	<b>265.50</b>	
<b>PLANNING &amp; COMMUNITY DEVELOPMENT SERVICES</b>				
<b>01012285 - PLANNING &amp; COMMUNITY DEVELOPMENT</b>				
Director of Planning & Community Development Services	1.00	1.00	1.00	524
Planning Manager	1.00	1.00	-	472
Accounting & General Services Specialist I/II	1.00	1.00	1.00	316
Administrative Services Analyst III	1.00	-	-	404
Administrative Services Analyst I/II	1.00	2.00	2.00	384
Environmental Health Director	1.00	1.00	1.00	453
Geographic Information Analyst I/II	1.00	1.00	1.00	431
Registered Environmental Health Specialist	2.00	2.00	2.00	431
Code Enforcement Officer I/II	1.00	1.00	1.00	402
Chief Building Official	1.00	1.00	1.00	433
Building Inspector	1.00	1.00	1.00	371

**2022-23 COUNTY OF GLENN - POSITION ALLOCATION LIST**

Note: Some Positions may be Unfunded

Department / Program / Position	Full-Time Equivalent by Fiscal Year			Salary Range
	2020-21	2021-22	2022-23	
<b>PLANNING &amp; COMMUNITY DEVELOPMENT SERVICES</b>				
<b>01012285 - PLANNING &amp; COMMUNITY DEVELOPMENT-CONT</b>				
Senior Building Permit Technician / Bldg. Permit Tech	1.00	1.00	1.00	371
Senior Planner	1.00	1.00	1.00	430
Principal Planner	-	-	1.00	453
Transportation Planner	-	-	1.00	350
Assistant/ Associate Planner	-	-	2.00	392
Subtotal	14.00	14.00	17.00	
<b>01012181 - WATER RESOURCES</b>				
Water Resources Coordinator	1.00	1.00	1.00	469
Administrative Services Analyst I/II	-	-	1.00	384
Subtotal	1.00	1.00	2.00	
<b>Department Total</b>	<b>15.00</b>	<b>15.00</b>	<b>19.00</b>	
<b>PUBLIC WORKS AGENCY</b>				
<b>01050200 - SOLID WASTE</b>				
Public Works Maintenance Supervisor	1.00	1.00	1.00	388
Public Works Maintenance Worker IV	2.00	2.00	2.00	341
Public Works Maintenance Worker III	3.00	3.00	3.00	331
Cashier / Gate Entrance Worker	1.00	1.00	1.00	276
Subtotal	7.00	7.00	7.00	
<b>01200000 - ROAD FUND</b>				
Operations Superintendent	1.00	1.00	1.00	469
Assistant/Associate Civil Engineer	2.00	.00	2.00	476
Engineering Technician IV	2.00	1.00	1.00	414
Engineering Technician III	-	2.00	2.00	390
Engineering Technician II	1.00	1.00	1.00	358
Equipment Maintenance Supervisor	1.00	1.00	1.00	398
Public Works Field Operations Manager	2.00	1.00	1.00	431
Public Works Maintenance Supervisor	-	2.00	2.00	388
Accounting & General Services Specialist III	1.00	1.00	1.00	336
Public Works Maintenance Worker I/II/III	17.00	15.00	15.00	331
Public Works Maintenance Worker IV	3.00	3.00	3.00	341
Public Works Mechanic III	2.00	2.00	2.00	341
Public Works Mechanic IV	1.00	1.00	1.00	351
Airport Site Worker	-	1.00	1.00	331
Subtotal	33.00	34.00	34.00	
<b>02260000 - PUBLIC WORKS</b>				
Public Works Agency Director	1.00	1.00	1.00	561
Deputy Director Public Works	1.00	1.00	1.00	499
Public Works Program Manager	-	-	1.00	453
Staff Services Manager	1.00	1.00	1.00	443
Administrative Services Analyst II	1.00	1.00	1.00	384
Fiscal Analyst I/II/III	-	-	1.00	404
Office Technician I/II	1.00	1.00	1.00	332

**2022-23 COUNTY OF GLENN - POSITION ALLOCATION LIST**

Note: Some Positions may be Unfunded

Department / Program / Position	Full-Time Equivalent by Fiscal Year			Salary Range
	2020-21	2021-22	2022-23	
<b>PUBLIC WORKS AGENCY</b>				
<b>02260000 - PUBLIC WORKS-CONT</b>				
Accountant III	1.00	1.00	-	379
Accounting & General Services Specialist III	2.00	2.00	2.00	336
Airport Site Worker	1.00	-	-	331
Subtotal	9.00	8.00	9.00	
<b>Department Total</b>	<b>49.00</b>	<b>49.00</b>	<b>50.00</b>	
<b>PROBATION</b>				
<b>01015180 - VETERAN'S SERVICES</b>				
Veteran's Service Representative	1.00	1.00	1.00	342
Subtotal	1.00	1.00	1.00	
<b>01042150 - PROBATION</b>				
Chief Probation Officer	1.00	1.00	1.00	524
Deputy Chief Probation Officer	0.40	0.15	1.00	473
Probation Program Manager	0.20	-	-	451
Supervising Probation Officer/Program Manager	-	-	2.00	453
Deputy Probation Officer I/II/III/IV	3.20	2.20	12.00	419
Administrative Services Officer	0.35	0.25	1.00	414
Office Technician I/II	1.10	1.00	2.00	332
Subtotal	6.25	4.60	19.00	
<b>01042158 - DELINQUENCY PREVENTION</b>				
Deputy Chief Probation Officer	0.05	0.05	-	473
Probation Program Manager	0.15	0.15	-	451
Deputy Probation Officer I/II/III/IV	0.50	0.50	-	419
Administrative Services Officer	0.05	0.05	-	414
Office Technician I/II	0.10	0.10	-	332
Subtotal	0.85	0.85	-	
<b>01042160 - PROBATION SPECIALIZED UNIT</b>				
Deputy Probation Officer I/II/III/IV	-	0.10	-	419
Subtotal	-	0.10	-	
<b>01042164 - PARTNERSHIP GRANT</b>				
Deputy Probation Officer I/II/III/IV	0.50	0.50	-	419
Subtotal	0.50	0.50	-	
<b>01042168 - JUVENILE PROBATION &amp; CAMPS FUNDING</b>				
Deputy Chief Probation Officer	-	-	-	473
Deputy Probation Officer I/II/III/IV	1.00	1.00	-	419
Administrative Services Officer	-	-	-	414
Office Technician I/II	-	-	-	332
Subtotal	1.00	1.00	-	

**2022-23 COUNTY OF GLENN - POSITION ALLOCATION LIST**

Note: Some Positions may be Unfunded

Department / Program / Position	Full-Time Equivalent by Fiscal Year			Salary Range
	2020-21	2021-22	2022-23	
<b>PROBATION</b>				
<b>01042170 - JJCPA GRANT</b>				
Deputy Chief Probation Officer	0.10	0.10	-	473
Probation Program Manager	0.15	0.15	-	451
Deputy Probation Officer I/II/III/IV	0.50	0.50	-	419
Administrative Services Officer	0.10	0.10	-	414
Office Technician I/II	0.10	0.10	-	332
Subtotal	0.95	0.95	-	
<b>01042176 - EVIDENCE BASED ADULT SUPERVISION</b>				
Deputy Probation Officer I/II/III/IV	1.00	1.00	-	419
Subtotal	1.00	1.00	-	
<b>01052557 - YOUTH OFFENDER SUPERVISION GRANT</b>				
Deputy Chief Probation Officer	0.20	0.45	-	473
Probation Program Manager	-	0.20	-	451
Deputy Probation Officer I/II/III/IV	1.00	1.00	-	419
Administrative Services Officer	0.10	0.20	-	414
Office Technician I/II	0.10	0.20	-	332
Subtotal	1.40	2.05	-	
<b>01052558 - SB678 COMMUNITY PERFORMANCE INCENTIVE</b>				
Deputy Chief Probation Officer	0.25	0.25	-	473
Probation Program Manager	0.50	0.50	-	451
Deputy Probation Officer I/II/III/IV	2.50	3.40	-	419
Administrative Services Officer	0.15	0.15	-	414
Office Technician I/II	0.35	0.35	-	332
Subtotal	3.75	4.65	-	
<b>01062150 - LOCAL COMMUNITY CORRECTIONS</b>				
Supervising Probation Officer Program Manager	1.00	1.00	-	453
Deputy Probation Officer I/II/III/IV	3.00	3.00	-	419
Administrative Services Officer	0.25	0.25	-	414
Office Technician I/II	0.25	0.25	-	332
Subtotal	4.50	4.50	-	
<b>Department Total</b>	<b>21.20</b>	<b>21.20</b>	<b>20.00</b>	
<b>SHERIFF</b>				
<b>01012290 - ANIMAL CONTROL</b>				
Sheriff's County Services Officer	2.00	2.00	2.00	335
Subtotal	2.00	2.00	2.00	
<b>01042110 - SHERIFF</b>				
Sheriff-Coroner	1.00	1.00	1.00	544
Undersheriff	1.00	1.00	1.00	477
Sheriff's Lieutenant	2.00	2.00	2.00	465
Sheriff's Sergeant	4.50	3.00	4.00	444
Sheriff's Detective	4.00	4.00	4.00	433

**2022-23 COUNTY OF GLENN - POSITION ALLOCATION LIST**

Note: Some Positions may be Unfunded

Department / Program / Position	Full-Time Equivalent by Fiscal Year			Salary Range
	2020-21	2021-22	2022-23	
<b>SHERIFF</b>				
<b>01042110 – SHERIFF – CONT</b>				
Sheriff's Administrative Services Officer	1.00	1.00	1.00	335
Deputy Sheriff	20.00	21.00	21.00	400
Sheriff's Administrative Assistant	1.00	1.00	2.00	383
Office Technician I/II	2.00	2.00	1.00	332
Subtotal	36.50	36.00	37.00	
<b>01042111 - COMMUNITY CORRECTIONS PARTNERSHIP AB109</b>				
Sheriff's Correctional Sergeant	1.00	1.00	1.00	419
Deputy Sheriff	1.00	1.00	1.00	400
Subtotal	2.00	2.00	2.00	
<b>01042113 - SHERIFF'S DISPATCH</b>				
Supervising Emergency Dispatcher	-	1.00	1.00	384
Sheriff's Sergeant	0.50	-	-	444
Emergency Dispatcher I/II	8.00	10.00	10.00	366
Subtotal	8.50	11.00	11.00	
<b>01042135 - SHERIFF'S CIVIL DIVISION</b>				
Supervising Office Technician	1.00	1.00	1.00	348
Sheriff's County Services Officer	1.00	1.00	1.00	335
Subtotal	2.00	2.00	2.00	
<b>01042140 - JAIL</b>				
Sheriff's Lieutenant	1.00	1.00	1.00	465
Sheriff's Correctional Corporal	4.00	4.00	4.00	392
Sheriff's Correctional Deputy	-	18.00	18.00	366
Food Manager	1.00	1.00	1.00	311
Secured Facilities Cook	1.00	1.00	1.00	298
Senior Secured Facilities Maintenance Technician	1.00	1.00	1.00	374
Secured Facilities Maintenance Technician	1.00	1.00	1.00	358
Office Technician I/II	1.00	1.00	1.00	332
Subtotal	10.00	28.00	28.00	
<b>01042105 - OFFICE OF EMERGENCY SERVICES</b>				
Deputy Director Office of Emergency Services	1.00	1.00	1.00	460
Subtotal	1.00	1.00	1.00	
<b>01042360 - BOAT PATROL</b>				
Sheriff's County Services Officer	1.00	1.00	1.00	335
Subtotal	1.00	1.00	1.00	
<b>01052550 - SUPPLEMENTAL LAW ENFORCEMENT</b>				
Sheriff's County Services Officer	1.00	1.00	1.00	335
Subtotal	1.00	1.00	1.00	

**2022-23 COUNTY OF GLENN - POSITION ALLOCATION LIST**

Note: Some Positions may be Unfunded

Department / Program / Position	Full-Time Equivalent by Fiscal Year			Salary Range
	2020-21	2021-22	2022-23	
<b>01062136 - TRIAL COURT SECURITY</b>				
Sheriff's Sergeant	1.00	1.00	1.00	444
Deputy Sheriff	3.00	3.00	3.00	400
Sheriff's Correctional Deputy	2.00	2.00	2.00	366
Subtotal	6.00	6.00	6.00	
<b>Department Total</b>	<b>70.00</b>	<b>90.00</b>	<b>91.00</b>	
<b>GRAND TOTAL</b>				
<b>FULL-TIME EQUIVALENT ALLOCATED POSITIONS</b>	<b>489.70</b>	<b>530.20</b>	<b>584.50</b>	