

COUNTY OF GLENN

State of California

ADOPTED BUDGET

For the Fiscal Year 2016-2017



Published By Order Of
THE GLENN COUNTY BOARD OF SUPERVISORS

Compiled by
EDWARD J. LAMB
Director of Finance

BOARD OF SUPERVISORS, GLENN COUNTY, CALIFORNIA

RESOLUTION NO. 2016-65

RESOLUTION ADOPTING 2016-2017 BUDGET

WHEREAS, SECTIONS 29080 and 29081 of the Government Code have been complied with; and

WHEREAS, all additions and deletions to the Recommended Budget for 2016-2017 were made according to law.

NOW, THEREFORE, IT IS HEREBY RESOLVED in accordance with section 29089 of the Government Code, the Budget of the County of Glenn for the Fiscal Year 2016-2017 be and is hereby adopted as follows:

GOVERNMENTAL FUNDS:

Salaries and Employee Benefits		\$40,848,879
Services and Supplies		\$21,240,341
Other Charges		\$21,022,148
Fixed Assets:		
Land	\$0	
Structures and Improvements	\$177,450	
Equipment	\$723,377	
Total Fixed Assets		\$900,827
Intrafund Transfers		\$2,524,146
Appropriations for Contingencies:		
General Fund	\$200,000	
Total Contingencies		\$200,000
Total Specific Expenditure Budget		\$86,736,341
Provision for Reserves:		
General Reserve:		
General Fund	\$184,805	
Designated Reserves:		
State Govt Fund - Health Services	\$682,879	
State Govt Fund - Social Services	\$0	
Public Safety	(\$0)	
Other General Funds	\$279,812	
Special Revenue Funds	\$1,381,725	
A.C.O. Fund	\$15	
Capital Projects Fund	\$44	
Debt Service Fund	\$14,155	
Total Provision for Reserves		\$2,543,435
Total Budget Request		\$89,279,776

Detail of Other Financing Uses:

General Fund transfers to the following funds:

Advertising Fund	\$1,000
Debt Service Fund	\$43,688
Health Programs	\$68,645
Public Safety Fund	\$10,825,938
Social Services	\$234,400
Special Revenue Funds	\$10,000

State Government Funds transfers to the following funds:

Debt Service Fund	\$43,191
General Fund	\$10,000
Public Safety Fund	\$6,000

Public Safety Fund transfers to the following funds:

Debt Service Fund	\$58,308
Public Safety Fund	\$60,000

Special Revenue Funds transfers to the following funds:

General Fund	\$66,258
Debt Service Fund	\$203,599
Public Safety Fund	\$2,249,675
Road Fund	\$1,776,165
State Govt Fund - Health Services	\$4,947,631
State Govt Fund - Social Services	\$4,073,564

Capital Project Funds transfers to the following funds:

General Fund	<u>\$322,450</u>
--------------	------------------

Total Other Financing Uses \$25,000,512

Total Financing Requirements \$114,280,288

OTHER FUNDS:	Proprietary Funds	Internal Service Funds	Trust & Agency Funds	Dependent Special Districts Excluding Air Pollution
Salaries and Employee Benefits	\$559,266	\$0	\$9,265	\$276,403
Services and Supplies	\$3,017,547	\$2,545,944	\$6,568,240	\$473,218
Other Charges	\$419,165	\$133,652	\$3,251,319	\$89,011
Fixed Assets:				
Land	\$0	\$0	\$0	\$0
Structures and Improvements	\$2,748,738	\$0	\$470,327	\$0
Equipment	\$0	\$361,000	\$1,036,091	\$0
Total Fixed Assets	<u>\$2,748,738</u>	<u>\$361,000</u>	<u>\$1,506,418</u>	<u>\$0</u>
Intrafund Transfers	\$0	\$0	\$0	\$0
Appropriations for Contingencies				
Artois Fire District	\$0	\$0	\$0	\$5,000
Hamilton Fire District	\$0	\$0	\$0	\$1,500
Willows Rural Fire District	\$0	\$0	\$0	\$0
Storm Drain Maint #1	\$0	\$0	\$0	\$0
Total Contingencies	<u>\$0</u>	<u>\$0</u>	<u>\$0</u>	<u>\$6,500</u>
Total Specific Expenditure Budget	<u><u>\$6,744,716</u></u>	<u><u>\$3,040,596</u></u>	<u><u>\$11,335,242</u></u>	<u><u>\$845,132</u></u>

BE IT FURTHER RESOLVED that the appropriations for each budget unit which constitutes the respective total for each of the objects and sub-objects of the expenditures listed in the Recommended Budget and altered through additions or subtractions are hereby approved and adopted by this reference.

BE IT FURTHER RESOLVED that the General Fund subsidy to the aggregate Sheriff's Departments programs for the year shall not exceed \$7,993,592.

BE IT FURTHER RESOLVED that the means of financing the expenditures will be moneys derived from Estimated Revenues, Unreserved Fund Balance and Ad Valorem Taxes.

PASSED AND ADOPTED by the Board of Supervisors of Glenn County, California at its regular meeting held the 20th day of September 2016, by the following vote to wit:

AYES: Supervisors Corum, Foltz, Minto, and Viegas


NOES: None

ABSENT: Supervisor McDaniel



KEITH CORUM, Vice Chairman Board of Supervisors
Glenn County, California

ATTEST:



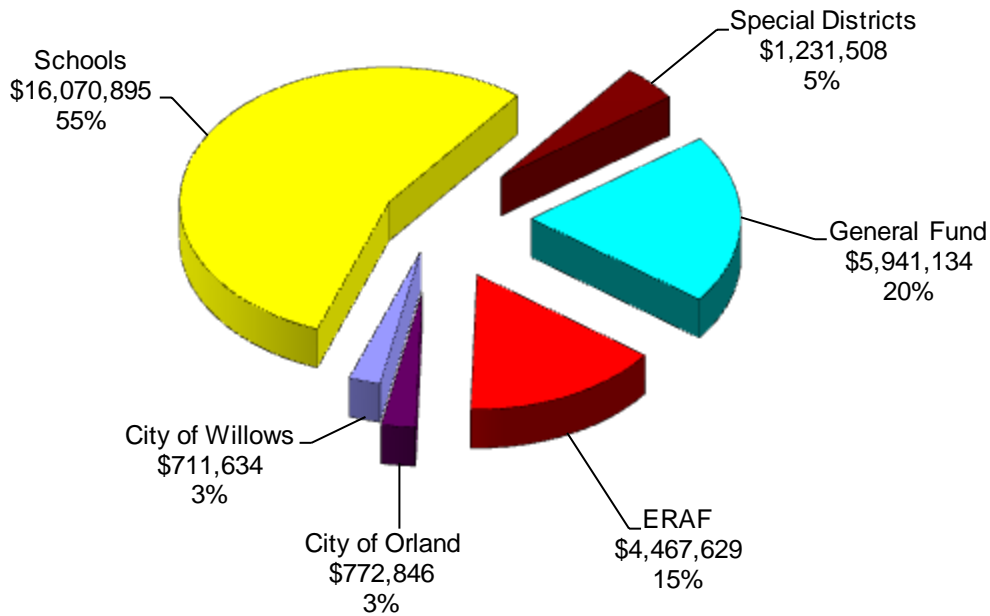
DI AULBAUGH, Clerk of the Board of Supervisors
Glenn County, California

APPROVED AS TO FORM:



ALICIA EKLAND, County Counsel
Glenn County, California

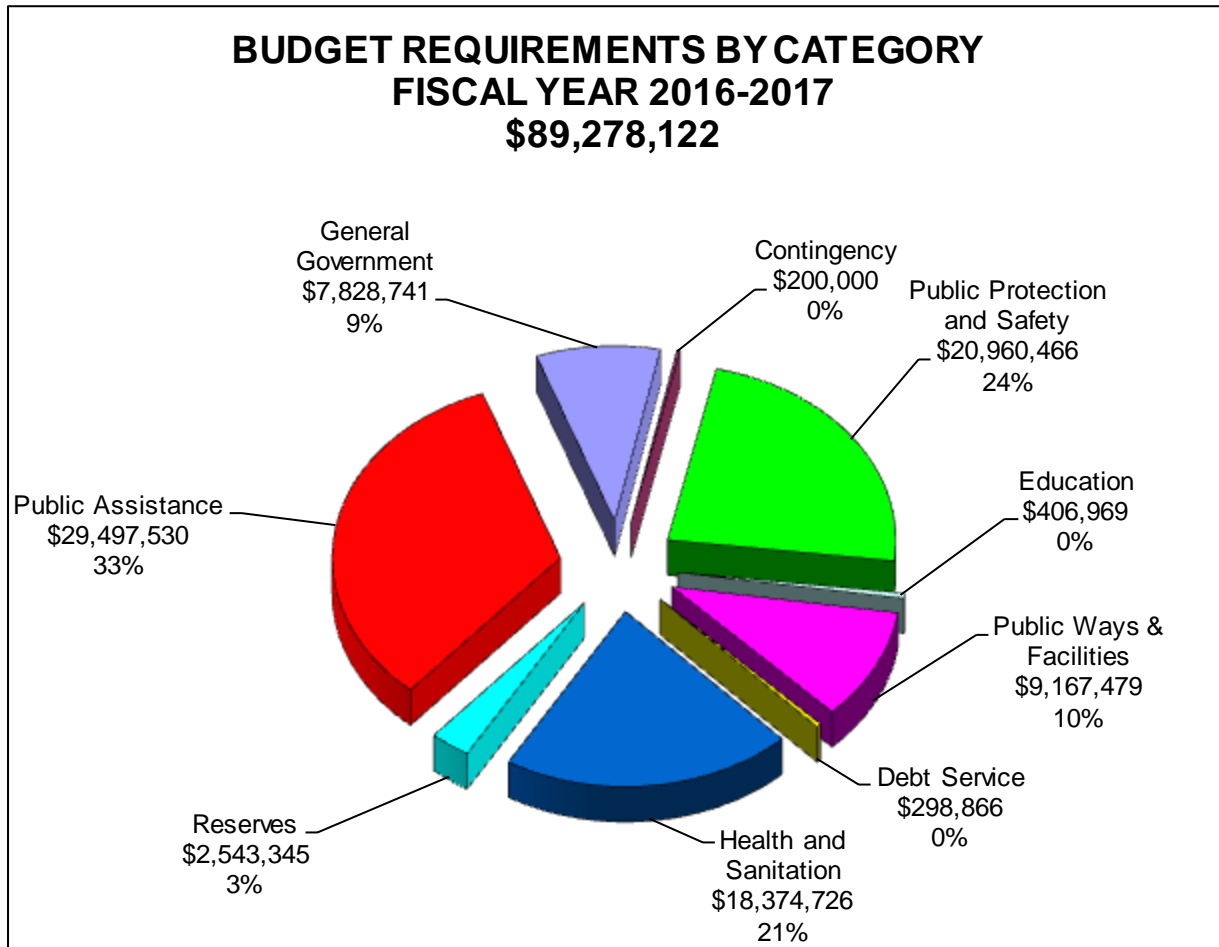
**AB 8 PROPERTY TAX ALLOCATION
FISCAL YEAR 2016-2017
\$29,244,630**



A major source of general purpose revenues for Schools, special districts, Cities and Counties is the Ad Valorem Property tax. **AB 8 Property Tax Allocation** as shown above illustrates how the property taxes collected in Glenn County are initially allocated among those agencies eligible to receive tax monies. The County General Fund (20%), Cities (3%), and Special Districts (5%) receive a total of 30% of the tax dollar. In contrast, the Schools receive 70%; 55% through direct allocation, and another 15% through the Educational Revenue Augmentation Fund (ERAF).

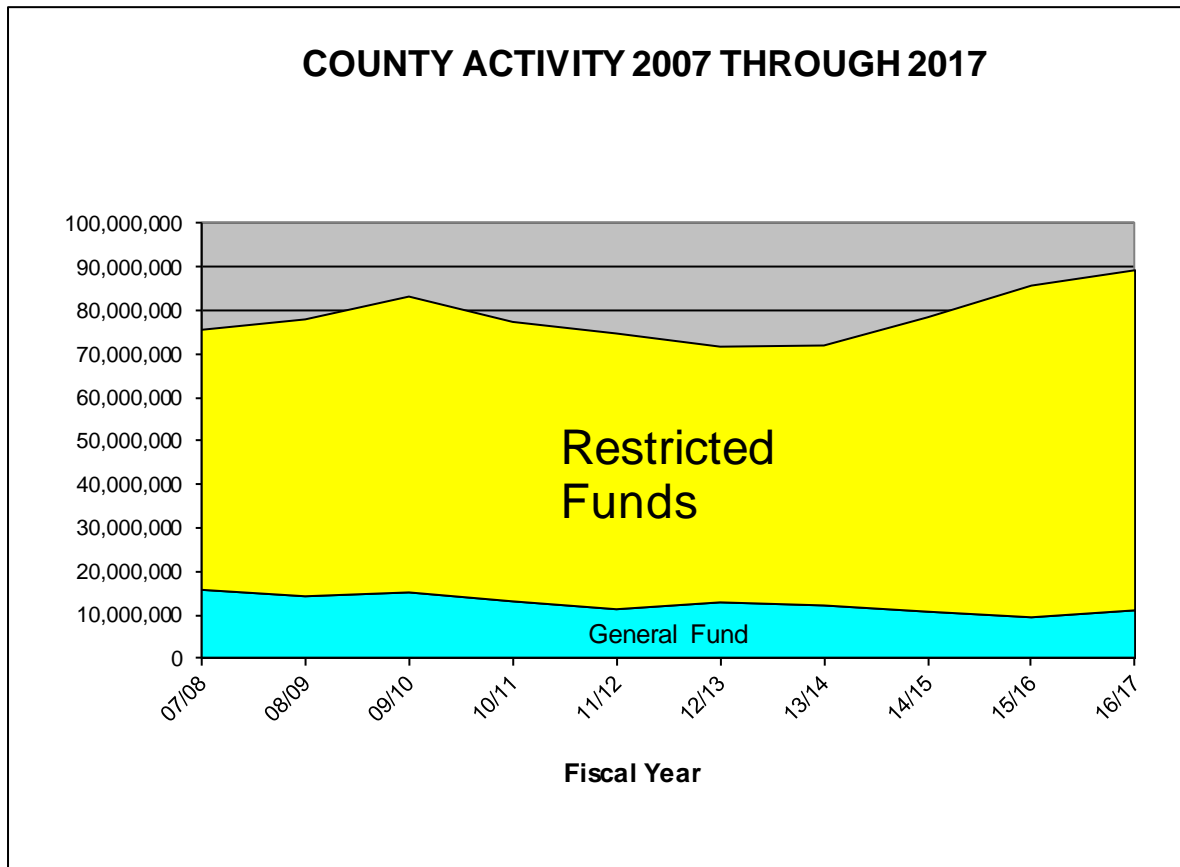
ERAF is further allocated under SB 1096, which allocates ERAF amounts to the Vehicle License Fee Property Tax Compensation Fund. These amounts are distributed to the cities and County to make up for losses in VLF backfill (the VLF for Property Tax Swap.)

COUNTY OF GLENN BUDGET CHARTS



The chart above, **BUDGET REQUIREMENTS BY CATEGORY** indicates the percent of the total and the amount for each of the functional areas reported in the budget. **Public Protection and Safety** accounts for 24%, and includes the Sheriff's Department, Jail, District Attorney, and Probation. **Public Assistance** at 33% includes Social Services Administration, CalWorks Assistance, Foster Care Assistance, In-Home Supportive Services, Community Action Division of the Health & Human Services Agency and the Veteran's Service Officer. **Health and Sanitation** includes Health, Mental Health, Child Health, and the Drug Court for 21% of the budget. **Public Ways and Facilities** at 10% includes the Public Works department and the Road fund. **General Government** at 9% represents support services departments such as the Department of Finance, Assessor, County Clerk, Board of Supervisors, and Building Maintenance. This chart refers to both Schedule 2 (Column 8) and Schedule 7 (Column 5) less Operating Transfers Out, which have been excluded.

COUNTY ACTIVITY 2007 THROUGH 2017

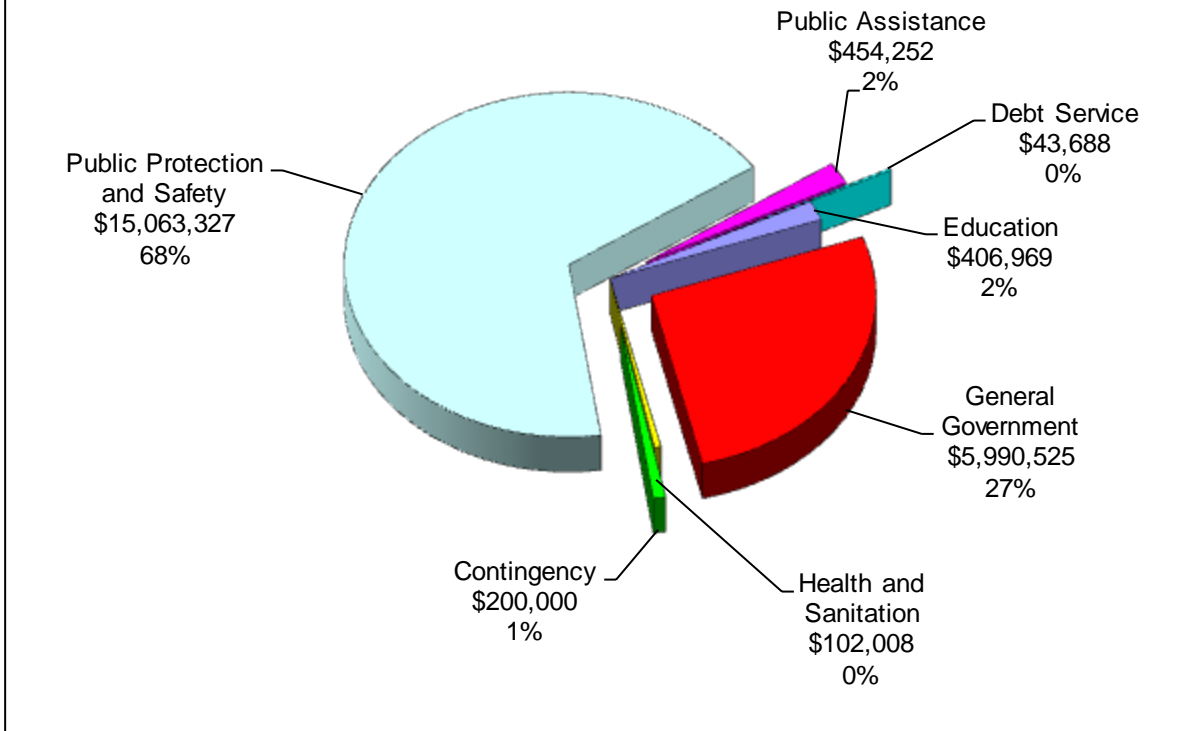


In 2007/2008 Glenn County's total revenues and appropriations were \$75,575,326. The general fund activity was \$15,790,912, or 21% of the total. Funds restricted for specific purposes totaled \$59,784,414, or 79% of our efforts.

Since 2007/2008 our activity has increased 118%. Total estimated revenues and appropriations now exceed \$89 million. There is a decrease in the proportion of general fund activity to 12%, offset by an increase in restricted special purpose activity to 88%. Even though the funding levels for both general purpose and restricted purpose activities has increased over time, the restricted purpose funding outpaces general purpose funding, as we increase our participation in programs funded by State and Federal sources.

The 2016/2017 budget is 4% larger than the previous year. This reflects an increase in Restricted Fund availability due to the current state of the economy at the local, State and Federal levels.

**GENERAL FUND BUDGET REQUIREMENTS
FISCAL YEAR 2016-2017
\$22,260,769**



General Fund Budget Requirements presents a total of \$22,260,769. **Public Protection and Safety** require the largest amount of General Fund dollars at 68%. The second largest at 27% is for **General Government**, which includes:

- Assessor
- Board of Supervisors
- County Clerk
- County Counsel
- Department of Finance
- Elections
- Facilities Maintenance
- Personnel

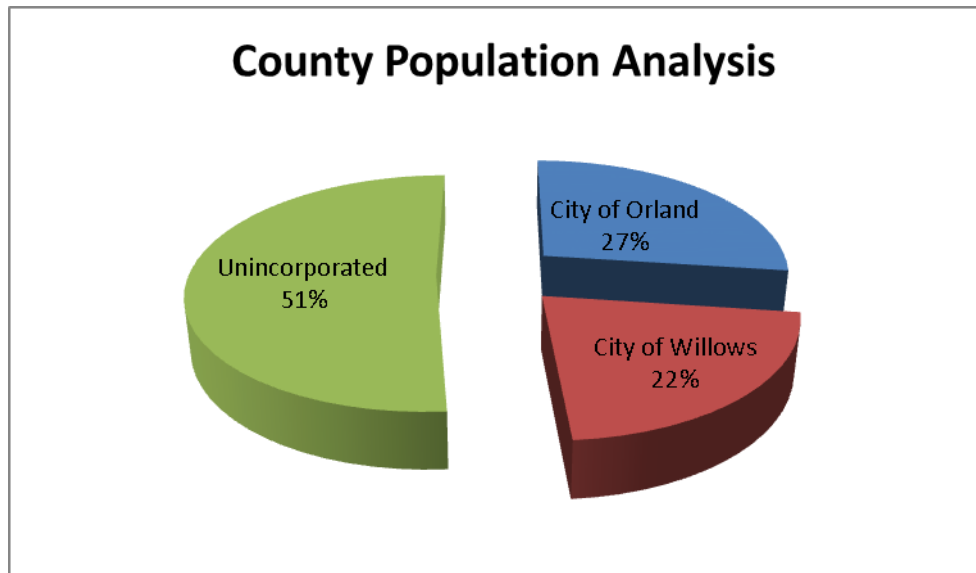
General Fund requirements for **Education** and **Public Assistance** are 2% each; **Contingency** amounts to 1% and **Health and Sanitation** and **Debt Service** requirements are less than 1%.

GLENN COUNTY POPULATION STATISTICS

Taken from State Department of Finance
http://www.dof.ca.gov/budgeting/documents/Price-Population_2016.pdf

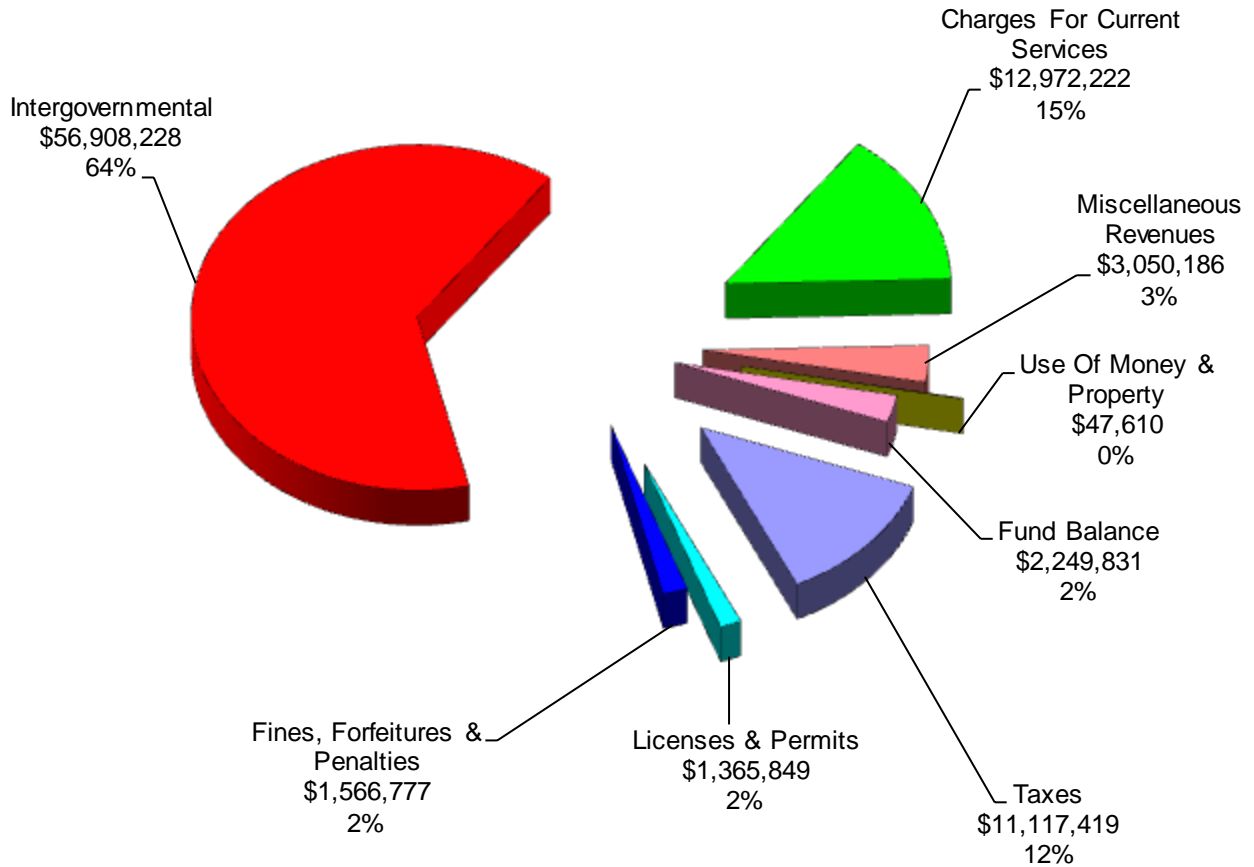


City of Orland	7,676
City of Willows	6,213
Unincorporated	14,683
<hr/>	
Total County Population	28,572



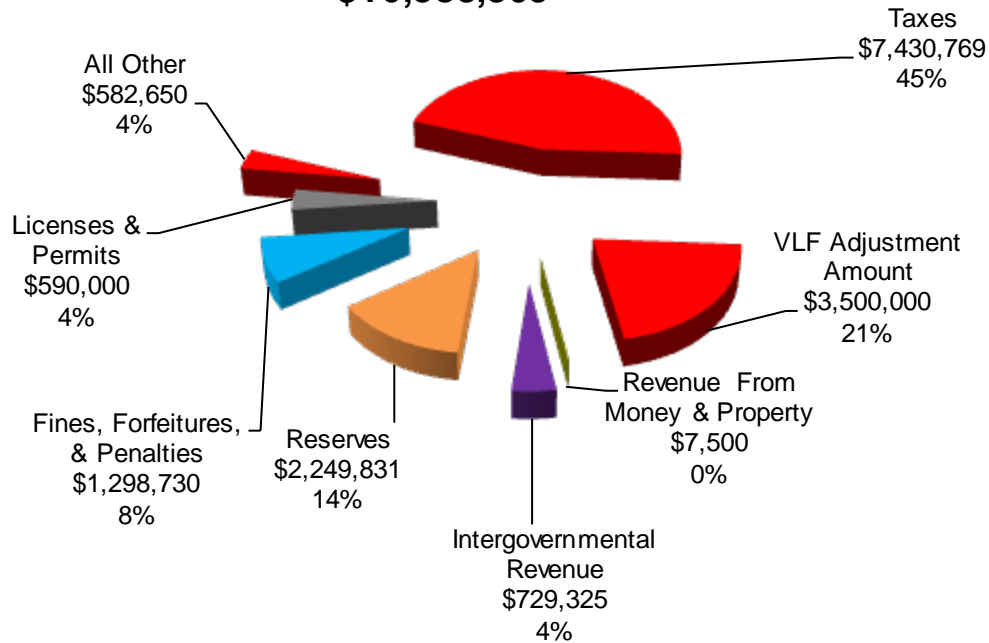
This Page Intentionally Left Blank

**SOURCES OF FINANCING
FISCAL YEAR 2016-2017
\$89,278,122**



This chart, **SOURCES OF FINANCING**, presents the sources of funding to finance the budget. The single largest revenue source for the County Budget is **Intergovernmental Revenue**. The County receives these revenues from State and Federal Agencies and most have specific requirements for how the funds may be spent. For example, over \$14 million is mandated for Health programs; \$27 million for Public Assistance; \$6 million for Public Works; and \$7 million for Public Protection programs. Intergovernmental Revenue represents 64% of the total revenue in the budget. The next largest category is **Charges for Services** which amounts to 15% of the total. **Taxes**, including Property and Sales Taxes is 12%, followed by the remaining categories of **Miscellaneous Revenues** for 3%, **Fines, Forfeitures and Penalties** for 2%, **Fund Balance** for 2%, **Licenses and Permits** for 2%, and **Use of Money and Property**, at less than 1%.

**SOURCES OF GENERAL PURPOSE REVENUE
FISCAL YEAR 2016-2017
\$16,388,805**



SOURCES OF GENERAL PURPOSE REVENUE provides information regarding financing for County operations. These revenues are not collected in direct response to services provided. For example, revenue from issuance of building permits and marriage licenses are categorized as program revenue and are shown within the operating departments. Non-program or General-purpose revenue includes countywide property taxes as well as intergovernmental revenues that come to the County without restrictions as to specific program use.

The single largest source is **Taxes**, representing 45%, and includes property and sales taxes. The second largest revenue source is the **Vehicle License Fee (VLF) Adjustment Amount**. At 21%, this presents the Property Tax for VLF swap enacted by California law, and replaces our Motor vehicle in-lieu payments. **Fines and Forfeitures** generate 8% of our general-purpose revenue, and **Intergovernmental** revenue 4%, which includes Federal and State payments, homeowner's exemption payments and block grants. **Licenses and Permits** at 4% includes fees established for services provided by the county. **All Other** miscellaneous revenue represents 4% of the total. **Revenue from Money and Property** represents less than 1% and consists of Franchise fees and Interest income.

COUNTY OF GLENN
ALL FUNDS SUMMARY
 FISCAL YEAR 2016-2017

Fund Name 1	Total Financing Sources				Total Financing Uses		
	Fund Balance Unreserved/ Undesignated June 30, 2016 2	Decreases to Reserves/ Designations 3	Additional Financing Sources 4	Total Financing Sources 5	Financing Uses 6	Increases to Reserves/ Designations 7	Total Financing Requirements 8
GOVERNMENTAL FUNDS							
GENERAL FUND	572,411	89,084	77,349,716	78,011,211	76,863,756	1,147,456	78,011,211
SPECIAL REVENUE FUNDS	592,235	709,385	34,330,273	35,631,893	34,250,217	1,381,676	35,631,893
CAPITAL PROJECTS FUNDS	322,481	0	28	322,509	322,450	59	322,509
DEBT SERVICE FUND	(81,580)	45,815	348,786	313,021	298,866	14,155	313,021
TOTAL GOVERNMENTAL FUNDS	1,405,547	844,284	112,028,803	114,278,634	111,735,289	2,543,345	114,278,634
OTHER FUNDS							
INTERNAL SERVICE FUNDS	0	108,056	2,903,540	3,011,596	2,679,596	332,000	3,011,596
ENTERPRISE FUNDS	0	1,152,408	4,097,308	5,249,716	5,219,716	30,000	5,249,716
SPECIAL DISTRICTS & AGENCIES	684,593	237,191	1,588,665	2,510,449	1,926,477	583,972	2,510,449
TOTAL OTHER FUNDS	684,593	1,497,655	8,589,513	10,771,761	9,825,789	945,972	10,771,761
TOTAL ALL FUNDS	2,090,140	2,341,939	120,618,316	125,050,395	121,561,078	3,489,317	125,050,395

COUNTY OF GLENN
GOVERNMENTAL FUNDS SUMMARY
 FISCAL YEAR 2016-2017

Fund Name 1	Total Financing Sources				Total Financing Uses		
	Fund Balance Unreserved/ Undesignated June 30, 2016 2	Decreases to Reserves/ Designations 3	Additional Financing Sources 4	Total Financing Sources 5	Financing Uses 6	Increases to Reserves/ Designations 7	Total Financing Requirements 8
GENERAL FUND							
01010000 General Fund	2,798,295	0	19,647,279	22,445,574	22,260,769	184,805	22,445,574
01020000 St Govt Fund-Health Services	(142,925)	0	18,083,674	17,940,749	17,257,870	682,879	17,940,749
01025000 St Govt Fund-Social Services	(967,385)	0	20,874,549	19,907,164	19,907,164	0	19,907,164
01040000 Public Safety Fund	(1,386,552)	0	14,653,704	13,267,152	13,267,152	0	13,267,152
Other General Funds - **See attached	270,978	89,084	4,090,510	4,450,572	4,170,801	279,771	4,450,572
TOTAL GENERAL FUND	572,411	89,084	77,349,716	78,011,211	76,863,756	1,147,456	78,011,211
SPECIAL REVENUE FUNDS **See attached schedule for detail	592,235	709,385	34,330,273	35,631,893	34,250,217	1,381,676	35,631,893
CAPITAL PROJECTS FUNDS							
01301130 Accumulated Capital Outlay	5	0	10	15	0	15	15
01751135 Court Consolidation	305,350	0	0	305,350	305,350	0	305,350
01751150 Department Relocation	17,126	0	18	17,144	17,100	44	17,144
TOTAL CAPITAL PROJECTS FUNDS	322,481	0	28	322,509	322,450	59	322,509
DEBT SERVICE FUND	(81,580)	45,815	348,786	313,021	298,866	14,155	313,021
TOTAL GOVERNMENTAL FUNDS	1,405,547	844,284	112,028,803	114,278,634	111,735,289	2,543,345	114,278,634

APPROPRIATIONS LIMIT

\$ 45,431,697

APPROPRIATIONS SUBJECT TO LIMIT

\$ 19,204,533

COUNTY OF GLENN
GOVERNMENTAL FUNDS SUMMARY
 FISCAL YEAR 2016-2017

Fund Name 1	Total Financing Sources				Total Financing Uses		
	Fund Balance Unreserved/ Undesignated June 30, 2016 2	Decreases to Reserves/ Designations 3	Additional Financing Sources 4	Total Financing Sources 5	Financing Uses 6	Increases to Reserves/ Designations 7	Total Financing Requirements 8
**OTHER GENERAL FUNDS							
01051050 Historical Records	0	0	0	0	0	0	0
01051080 Safety Projects	595	41,863	0	42,458	42,458	0	42,458
01052000 Development Impact Fees	699	0	0	699	0	699	699
01052113 Centralized Dispatch	0	0	0	0	0	0	0
01052122 CLEEP Grant 02	0	0	0	0	0	0	0
01052125 Jail SLESF 13/14	7,720	0	9,208	16,928	9,208	7,720	16,928
01052127 DEA H&S Grant	(9,999)	9,999	50,000	50,000	50,000	0	50,000
01052128 Jail SLESF 11/12	0	0	0	0	0	0	0
01052129 Jail SLESF 12/13	0	0	0	0	0	0	0
01052130 Sheriff HC Donations	0	0	200	200	200	0	200
01052131 Jail SLESF 06/07	0	0	0	0	0	0	0
01052132 Jail SLESF 07/08	0	0	0	0	0	0	0
01052133 Jail SLESF 08/09	0	0	0	0	0	0	0
01052134 Law Enforcement Donation	2,133	0	0	2,133	15	2,118	2,133
01052135 K-9 Donation 2010-11	0	0	0	0	0	0	0
01052261 OES Domestic Equip Grant	0	0	0	0	0	0	0
01052545 Law Enforce Discretionary	60,256	0	450,000	510,256	450,000	60,256	510,256
01052550 County SLESF	16,656	0	100,000	116,656	100,000	16,656	116,656
01052551 Jail SLESF 10/11	0	0	0	0	0	0	0
01052552 DA SLESF	21,568	0	6,550	28,118	14,000	14,118	28,118
01052553 AB1913 Personal Pathways	0	0	0	0	0	0	0
01052558 SB678 Comm Performance	0	0	200,000	200,000	200,000	0	200,000
01052570 DMV Surcharge	6,617	0	24,000	30,617	24,000	6,617	30,617
01052600 DNA Identification-County	1,279	0	22,100	23,379	0	23,379	23,379
01052601 DNA Identification-State	0	0	7,505	7,505	7,505	0	7,505
01052602 DNA ID 76104.7 GC	0	0	115,015	115,015	115,015	0	115,015
01053440 Property Characteristics	994	0	6,000	6,994	4,000	2,993.91	6,994
01053441 Property Admin Grant	0	0	0	0	0	0.00	0
01054110 Juvenile Facility Donation	1	0	0	1	0	1	1
01054380 Recorder's Modernization	4,047	0	30,000	34,047	15,000	19,047	34,047
01054385 Social Security Redaction	10,605	0	5,000	15,605	10,000	5,605	15,605
01054400 Drug Enforcement	620	4,680	0	5,300	5,300	0	5,300
01054401 Federal Seizure	50	0	49	99	0	99	99
01054402 MET & Major Crimes Seizure	0	0	0	0	0	0	0
01054403 Task Force Seizure	0	0	0	0	0	0	0
01054404 Drug Abuse/Gang Activity	3,895	1,021	84	5,000	5,000	0	5,000
01054405 Tagment Asset Forfeiture	0	0	0	0	0	0	0
01054406 GLNTF Forfeiture	16,643	0	10,073	26,716	26,716	0	26,716
01054407 GLNTF Federal Forfeiture	20,973	0	100	21,073	10,000	11,073	21,073

COUNTY OF GLENN
GOVERNMENTAL FUNDS SUMMARY
FISCAL YEAR 2016-2017

Fund Name 1	Total Financing Sources				Total Financing Uses		
	Fund Balance Unreserved/ Undesignated June 30, 2016 2	Decreases to Reserves/ Designations 3	Additional Financing Sources 4	Total Financing Sources 5	Financing Uses 6	Increases to Reserves/ Designations 7	Total Financing Requirements 8
**OTHER GENERAL FUNDS CONTINUED							
01054410 Investigative Vehicles	1,918	0	11	1,929	1,907	22	1,929
01054420 DA Seizure	10,047	0	10,050	20,097	20,000	97	20,097
01054425 Enviorn/Consumer Protection	16	0	1	17	0	17	17
01054600 CDBG Public Works 9760	0	0	0	0	0	0	0
01054840 Memorial Hall	4,909	471	26,442	31,822	31,822	0	31,822
01054890 Micrographics Conversion	1,209	0	4,800	6,009	4,800	1,209	6,009
01055340 Child Support Services	0	0	794,533	794,533	794,533	0	794,533
03150000 Mental Health Advances	0	0	0	0	0	0	0
03320000 Sexual Abuse Investigation	0	0	0	0	0	0	0
03380000 Public Safety Sales Tax	0	0	1,830,000	1,830,000	1,830,000	0	1,830,000
03485000 CWS/CMS Training Project	81,241	0	258,863	340,104	258,863	81,241	340,104
03540000 Animal Adoption Fee	720	0	800	1,520	800	720	1,520
04100000 Law Library	(1,638)	0	11,050	9,412	8,934	478	9,412
04290000 Child Development	35	0	0	35	0	35	35
04350000 Mental Health Trust	43	0	0	43	0	43	43
04354015 CA Reg MH System Coalition	0	0	0	0	0	0	0
04450000 Tobacco Control	201	0	0	201	0	201	201
04480000 Alcohol Program	0	0	0	0	0	0	0
04530000 Criminal Facility Construction	(16,220)	25,870	110,350	120,000	120,000	0	120,000
04610000 Infant Car Seat Program	837	0	3,000	3,837	3,000	837	3,837
04690000 DA Insurance Fraud	(3)	2	1	0	0	0	0
04750000 Elections Trust	12,624	0	0	12,624	0	12,624	12,624
04830000 Food & Nutrition Services	0	0	0	0	0	0	0
04880000 Aids Education	(3,717)	3,717	0	0	0	0	0
04900000 Domestic Violence	1,540	1,460	4,725	7,725	7,725	0	7,725
04940000 AB2086 Statham Bill	6,511	0	0	6,511	0	6,511	6,511
04950000 Alcohol Abuse Education	5,350	0	0	5,350	0	5,350	5,350
TOTAL OTHER GENERAL FUNDS	270,978	89,084	4,090,510	4,450,572	4,170,801	279,771	4,450,572
**SPECIAL REVENUE FUNDS							
01050347 CalWorks Incentive	250	0	0	250	0	250	250
01051000 Title III Forest Reserves	23,902	0	23,275	47,177	23,275	23,902	47,177
01051020 Building Standards Admin	141	0	0	141	0	141	141
01052182 Groundwater Grant	21,098	0	210,000	231,098	210,000	21,098	231,098
01052557 DJJ Reimbursement	5,536	0	126,794	132,330	126,794	5,536	132,330
01054010 California Waste Mgmt Grant	1	0	16,299	16,300	16,299	1	16,300
01054011 Emergency Preparedness	(58,780)	0	58,781	1	0	1	1
01054012 Mental Health Service Act	0	0	3,749,625	3,749,625	3,749,625	0	3,749,625

COUNTY OF GLENN
GOVERNMENTAL FUNDS SUMMARY
FISCAL YEAR 2016-2017

Fund Name 1	Total Financing Sources				Total Financing Uses		
	Fund Balance Unreserved/ Undesignated June 30, 2016 2	Decreases to Reserves/ Designations 3	Additional Financing Sources 4	Total Financing Sources 5	Financing Uses 6	Increases to Reserves/ Designations 7	Total Financing Requirements 8
**SPECIAL REVENUE FUNDS CONTINUED							
01054014 Substance Abuse Prop 36	0	0	0	0	0	0	0
01054015 Hospital Preparedness Grant	(38,867)	0	38,867	0	0	0	0
01054016 Health CDC H1N1 Influenza	0	0	0	0	0	0	0
01054017 Health HPP H1N1 Influenza	0	0	0	0	0	0	0
01054021 Superior Reg Workforce Ed	0	0	0	0	0	0	0
01054025 Women, Infants & Children	1	0	0	1	0	1	1
01054045 Mosq Abatement Assmt Area	13,036	0	216,652	229,688	216,652	13,036	229,688
01054620 Cal Boat Launching	16,233	0	20,630	36,863	35,100	1,763	36,863
01054680 Vital & Health Statistics	760	0	2,800	3,560	1,300	2,260	3,560
01055011 IHSS Public Authority	(70,096)	0	365,134	295,038	290,241	4,797	295,038
01055012 SSD Stuart Foundation	1	0	0	1	0	1	1
01057012 Per Capita Park Grant 2002	0	0	0	0	0	0	0
01060000 Local Revenue Fund 2011	55,049	0	966,177	1,021,226	981,574	39,652	1,021,226
01062136 Trial Court Security	91,002	0	501,000	592,002	417,703	174,299	592,002
01064211 Behavioral Health Realign	104,076	0	1,051,396	1,155,472	1,051,396	104,076	1,155,472
01065000 Local Rev Fund-Soc Svcs	428,167	0	4,073,564	4,501,731	4,073,564	428,167	4,501,731
01200000 Road Fund	(1,338,645)	626,785	8,410,808	7,698,948	7,698,948	0	7,698,948
01203013 Road Prop 1B Fund	0	0	0	0	0	0	0
01203014 Road Local Transportation	913,639	0	625,634	1,539,273	1,536,134	3,139	1,539,273
01401140 Advertising Fund	(997)	5,497	10,500	15,000	15,000	0	15,000
01602270 Fish & Game Fund	6,654	5,051	3,825	15,530	15,530	0	15,530
01906020 Superintendent of Schools	16,942	0	189,550	206,492	193,611	12,881	206,492
02210000 CUPA/Underground Tanks	22,436	13,469	239,200	275,105	275,105	0	275,105
02220000 Vegetation	(3,064)	3,064	137,359	137,359	137,359	0	137,359
02224170 Tri-County Bee	(317)	317	6,302	6,302	6,302	0	6,302
02260000 Planning & Public Works	40,058	0	2,803,504	2,843,562	2,803,504	40,058	2,843,562
02261000 PPWA Permit Center	6,925	0	387,567	394,492	387,567	6,925	394,492
02390000 HOME Glenn	3,586	0	40	3,626	0	3,626	3,626
02420000 CDBG	7,145	41,455	4,400	53,000	53,000	0	53,000
02430000 CDBG	0	0	0	0	0	0	0
02800000 Business Loan Program	77	1,923	50	2,050	2,050	0	2,050
03400000 Realignment Social Services	251,588	0	3,244,078	3,495,666	3,244,078	251,588	3,495,666
03415010 SSD Family Support Realign	27,301	0	746,017	773,318	746,017	27,301	773,318
03420000 HC CDBG	(6,023)	11,823	1,200	7,000	7,000	0	7,000
03700000 Realignment - Health Trust	103,281	0	16,335	119,616	70,380	49,236	119,616
03710000 Realignment - Mental Health	20,339	0	1,054,408	1,074,747	1,054,408	20,339	1,074,747
04990000 Community Action	(70,202)	0	5,028,502	4,958,300	4,810,701	147,599	4,958,300
TOTAL SPECIAL REVENUE FUNDS	592,235	709,385	34,330,273	35,631,893	34,250,217	1,381,676	35,631,893

COUNTY OF GLENN
FUND BALANCE - GOVERNMENTAL FUNDS
 FISCAL YEAR 2016-17

Fund Name 1	Total Fund Balance June 30, 2016 Actual 2	Less: Fund Balance - Reserved/Designated			Fund Balance Unreserved/ Undesignated June 30, 2016 6
		Encumbrances 3	General & Other Reserves 4	Designations 5	
GENERAL FUND					
01010000 General Fund	3,829,709	235,952	476,667	318,795	2,798,295
01020000 State Govt Fund - Health Svcs	(142,515)	0	0	410	(142,925)
01025000 State Govt Fund - Social Svcs	(967,385)	0	0	0	(967,385)
01040000 Public Safety Fund	(1,371,306)	0	0	15,246	(1,386,552)
01051050 Historical Records Commission	0	0	0	0	0
01051080 Safety Projects	78,949	0	0	78,353	595
01052000 Development Impact Fees	17,749	0	0	17,049	699
01052113 Centralized Dispatch	110	0	0	110	0
01052122 CLEEP Grant 02	0	0	0	0	0
01052125 Jail SLESF 13/14	18,486	0	0	10,766	7,720
01052127 DEA H&S Grant	44,951	0	0	54,950	(9,999)
01052128 Jail SLESF 11/12	0	0	0	0	0
01052129 Jail SLESF 12/13	0	0	0	0	0
01052130 Sheriff HC Donations	0	0	0	0	0
01052131 Jail SLESF 06/07	0	0	0	0	0
01052132 Jail SLESF 07/08	0	0	0	0	0
01052133 Jail SLESF 08/09	0	0	0	0	0
01052134 Law Enforcement Donation	2,148	0	0	14	2,133
01052135 K-9 Donation	5	0	0	5	0
01052261 OES Domestic Equip Grant	1,777	0	0	1,777	0
01052545 Law Enforcement Discretionary	185,696	0	0	125,440	60,256
01052550 County SLESF	48,896	0	0	32,240	16,656
01052551 Jail SLESF 10/11	0	0	0	0	0
01052552 DA SLESF	22,858	0	0	1,290	21,568
01052553 AB1913 Personal Pathways Grant	0	0	0	0	0
01052558 SB678 Comm Performance	478,876	0	0	478,876	0
01052570 DMV Surcharge	75,244	15,000	0	53,627	6,617
01052600 DNA Identification-County	78,431	0	0	77,152	1,279
01052601 DNA Identification-State	0	0	0	0	0
01052602 DNA Identification 76104.7 GC	0	0	0	0	0
01053440 Property Characteristics	17,801	0	0	16,807	994
01053441 Property Admin Grant	0	0	0	0	0

COUNTY OF GLENN
FUND BALANCE - GOVERNMENTAL FUNDS
 FISCAL YEAR 2016-17

Fund Name 1	Total Fund Balance June 30, 2016 Actual 2	Less: Fund Balance - Reserved/Designated			Fund Balance Unreserved/ Undesignated June 30, 2016 6
		Encumbrances 3	General & Other Reserves 4	Designations 5	
GENERAL FUND CONTINUED					
01054110 Juvenile Facility Donation	499	0	0	497	1
01054380 Recorder's Modernization	61,067	0	0	57,020	4,047
01054385 Social Security Redaction	31,146	0	0	20,541	10,605
01054400 Drug Enforcement	85,079	0	0	84,459	620
01054401 Federal Seizure	19,429	0	0	19,379	50
01054402 MET & Major Crimes Seizure	0	0	0	0	0
01054403 Tagment Seizure	0	0	0	0	0
01054404 Drug Abuse/Gang Activity	33,132	0	0	29,237	3,895
01054405 Tagment Asset Forfeiture	0	0	0	0	0
01054406 GLNTF Forfeiture	19,343	0	0	2,700	16,643
01054407 GLNTF Federal Forfeiture	126,077	0	0	105,104	20,973
01054410 Investigative Vehicles	4,200	0	0	2,282	1,918
01054420 DA Seizure	38,639	0	0	28,593	10,047
01054425 Environ/Consumer Protection	6,267	0	0	6,251	16
01054600 CDBG Public Works 9760	0	0	0	0	0
01054840 Memorial Hall	9,709	0	0	4,799	4,909
01054890 Micrographics Conversion	11,178	0	0	9,969	1,209
01055340 Child Support Services	65,524	0	0	65,524	0
03150000 Mental Health Advances	10,094	0	0	10,094	0
03320000 Sexual Abuse Investigation	177	0	0	176	0
03380000 Public Safety Sales Tax	0	0	0	0	0
03485000 CWS/CMS Training Project	407,219	0	0	325,977	81,241
03540000 Animal Adoption Fee	17,778	0	0	17,058	720
04100000 Law Library	65,120	0	0	66,758	(1,638)
04290000 Child Development	13,790	0	0	13,755	35
04350000 Mental Health Trust	16,744	0	0	16,702	43
04354015 CA Reg MH System Coalition	0	0	0	0	0
04450000 Tobacco Control	529	0	0	327	201
04480000 Alcohol Program	109	0	0	109	0
04530000 Criminal Facility Construction	85,184	0	0	101,404	(16,220)

COUNTY OF GLENN
FUND BALANCE - GOVERNMENTAL FUNDS
 FISCAL YEAR 2016-17

Fund Name 1	Total Fund Balance June 30, 2016 Actual 2	Less: Fund Balance - Reserved/Designated			Fund Balance Unreserved/ Undesignated June 30, 2016 6
		Encumbrances 3	General & Other Reserves 4	Designations 5	
GENERAL FUND CONTINUED					
04610000 Infant Car Seat Program	2,167	0	0	1,329	837
04690000 DA Insurance Fraud	524	0	0	526	(3)
04750000 Elections Trust	39,763	0	0	27,138	12,624
04830000 Food & Nutrition Services	105	0	0	105	0
04880000 Aids Education	38	0	0	3,756	(3,717)
04900000 Domestic Violence	10,997	0	0	9,457	1,540
04940000 AB2086 Statham Bill	71,151	0	0	64,640	6,511
04950000 Alcohol Abuse Education	67,637	0	0	62,287	5,350
TOTAL GENERAL FUND	3,740,894	250,952	476,667	2,440,863	572,412
SPECIAL REVENUE FUNDS					
01050347 CalWorks Incentive	97,649	0	0	97,399	250
01051000 Title III Forest Reserves	299,221	0	0	275,319	23,902
01051020 Bldg Standards Admin Fees	752	0	0	610	141
01052182 Groundwater Grant	163,612	0	0	142,514	21,098
01052557 DJJ Reimbursement	78,123	0	0	72,587	5,536
01054010 California Waste Mgmt Grant	1	0	0	0	1
01054011 Emergency Preparedness Grant	(58,780)	0	0	0	(58,780)
01054012 Mental Health Services Act	88,510	0	0	88,510	0
01054014 Substance Abuse Prop 36	0	0	0	0	0
01054015 Hospital Preparedness Grant	(38,867)	0	0	0	(38,867)
01054016 Health CDC H1N1 Influenza	0	0	0	0	0
01054017 Health HPP H1N1 Influenza	0	0	0	0	0
01054021 Sup Reg Workforce Education	0	0	0	0	0
01054025 Women, Infants & Children	196	0	0	196	1
01054045 Mosq Abatement Assessment	146,744	0	0	133,708	13,036
01054620 Cal Boat Launching	31,384	0	0	15,151	16,233
01054680 Vital & Health Statistics	16,185	0	0	15,425	760
01055011 IHSS Public Authority	(37,579)	0	0	32,516	(70,096)
01055012 SSD Stuart Foundation	555	0	0	553	1
01057012 Per Capita Park Grant	0	0	0	0	0
01060000 County Local Rev Fund 2011	925,656	0	0	870,606	55,049

COUNTY OF GLENN
FUND BALANCE - GOVERNMENTAL FUNDS
 FISCAL YEAR 2016-17

Fund Name 1	Total Fund Balance June 30, 2016 Actual 2	Less: Fund Balance - Reserved/Designated			Fund Balance Unreserved/ Undesignated June 30, 2016 6
		Encumbrances 3	General & Other Reserves 4	Designations 5	
SPECIAL REVENUE FUNDS CONTINUED					
01062136 Courty Security	854,479	0	0	763,478	91,002
01064211 Behavioral Health Realignment	319,711	0	0	215,635	104,076
01065000 Local Rev Fund-Social Svcs	1,802,569	0	0	1,374,403	428,167
01200000 Road Fund	1,154,629	0	0	2,493,274	(1,338,645)
01203013 Road 1B Fund	0	0	0	0	0
01203014 Road Local Transportation	1,227,565	0	0	313,926	913,639
01401140 Advertising Fund	5,809	0	0	6,806	(997)
01602270 Fish & Game Fund	31,482	0	0	24,828	6,654
01906020 Superintendent of Schools	591,002	0	0	574,060	16,942
02210000 CUPA/Underground Storage Tank	311,502	0	0	289,066	22,436
02220000 Vegetation	70,684	0	0	73,748	(3,064)
02224170 Tri-County Bee	827	0	0	1,144	(317)
02260000 Planning & Public Works	40,158	0	0	100	40,058
02261000 PPWA Permit Center	18,478	0	0	11,553	6,925
02390000 HOME Glenn	662,203	0	0	658,617	3,586
02420000 CDBG	1,638,772	0	0	1,631,627	7,145
02430000 CDBG	6	0	0	5	0
02800000 Business Loan Program	276,569	0	0	276,492	77
03400000 Realignment Social Services	612,603	0	0	361,015	251,588
03415010 SSD Family Support Realignment	27,537	0	0	236	27,301
03420000 HC CDBG	259,221	0	0	265,245	(6,023)
03700000 Realignment - Health Trust	1,504,431	0	0	1,401,150	103,281
03710000 Realignment - Mental Health	20,352	0	0	13	20,339
04990000 Community Action	198,460	0	0	268,662	(70,202)
TOTAL SPECIAL REVENUE FUNDS	13,342,413	0	0	12,750,178	592,235

COUNTY OF GLENN
FUND BALANCE - GOVERNMENTAL FUNDS
 FISCAL YEAR 2016-17

Fund Name 1	Total Fund Balance June 30, 2016 Actual 2	Less: Fund Balance - Reserved/Designated			Fund Balance Unreserved/ Undesignated June 30, 2016 6
		Encumbrances 3	General & Other Reserves 4	Designations 5	
CAPITAL PROJECTS FUNDS					
01301130 Accumulated Capital Outlay	11,747	0	0	11,742	5
01751135 Court Consolidation	574,610	0	0	269,260	305,350
01751150 Department Relocation	17,126	0	0	0	17,126
TOTAL CAPITAL PROJECTS FUNDS	603,483	0	0	281,002	322,481
DEBT SERVICE FUND	59,970	0	0	141,550	(81,580)
TOTAL GOVERNMENTAL FUNDS	17,746,758	250,952	476,667	15,613,592	1,405,547

COUNTY OF GLENN
RESERVES / DESIGNATIONS - BY GOVERNMENTAL FUNDS
FISCAL YEAR 2016-17

Description 1	Reserves/ Designations June 30, 2016 2	Decreases or Cancellations		Increases or New		Total Reserves/ Designations for the Budget Year 7
		Recommended 3	Adopted by the Board of Supervisors 4	Recommended 5	Adopted by the Board of Supervisors 6	
GENERAL FUND						
01010000 General Fund						
General Reserve	476,667	0	0	0	184,805	661,472
Nonspendable - Prepaid Expense	0	0	0	0	0	0
Nonspendable - Imprest Cash	1,995	0	0	0	0	1,995
Nonspendable - Advances	316,800	0	0	0	0	316,800
Encumbrance Reserve	235,952	0	0	0	0	235,952
01020000 State Govt Fund-Health Services						
Designated Reserve	0	0	0	0	682,879	682,879
Nonspendable - Prepaid Expense	0	0	0	0	0	0
Nonspendable - Imprest Cash	410	0	0	0	0	410
01025000 State Govt Fund-Social Services						
Nonspendable - Prepaid Expense	0	0	0	0	0	0
01040000 Public Safety Fund						
Assigned Fund Balance	15,246	0	0	0	0	15,246
Nonspendable - Prepaid Expense	0	0	0	0	0	0
01051050 Historical Records Commission						
Designated Reserve	0	0	0	0	0	0
01051080 Safety Projects						
Designated Reserve	78,353	0	41,863	0	0	36,490
01052000 Development Impact Fees						
Designated Reserve	17,049	0	0	0	699	17,748
01052113 Centralized Dispatch						
Designated Reserve	110	0	0	0	0	110
01052122 CLEEP Grant 02						
Designated Reserve	0	0	0	0	0	0
01052125 Jail SLESF 13/14						
Designated Reserve	10,766	0	0	0	7,720	18,486
01052127 DEA H&S Grant						
Designated Reserve	54,950	0	9,999	0	0	44,951

COUNTY OF GLENN
RESERVES / DESIGNATIONS - BY GOVERNMENTAL FUNDS
 FISCAL YEAR 2016-17

Description 1	Reserves/ Designations June 30, 2016 2	Decreases or Cancellations		Increases or New		Total Reserves/ Designations for the Budget Year 7
		Recommended 3	Adopted by the Board of Supervisors 4	Recommended 5	Adopted by the Board of Supervisors 6	
GENERAL FUND CONTINUED						
01052128 Jail SLESF 11/12 Designated Reserve	0	0	0	0	0	0
01052129 Jail SLESF 12/13 Designated Reserve	0	0	0	0	0	0
01052130 Sheriff HC Donations Designated Reserve	0	0	0	0	0	0
01042131 Jail SLESF 06/07 Designated Reserve	0	0	0	0	0	0
01052132 Jail SLESF 07/08 Designated Reserve	0	0	0	0	0	0
01052133 Jail SLESF 08/09 Designated Reserve	0	0	0	0	0	0
01052134 Law Enforcement Donation Designated Reserve	14	0	0	0	2,118	2,132
01052135 K-9 Donation Designated Reserve	5	0	0	0	0	5
01052261 OES Domestic Equip Grant Designated Reserve	1,777	0	0	0	0	1,777
01052545 Law Enforcement Discretionary Designated Reserve	125,440	0	0	0	60,256	185,696
01052550 County SLESF Designated Reserve	32,240	0	0	0	16,656	48,896
01052551 Jail SLESF 10/11 Designated Reserve	0	0	0	0	0	0
01052552 DA SLESF Designated Reserve	1,290	0	0	0	14,118	15,408
01052553 AB1913 Personal Pathways Designated Reserve	0	0	0	0	0	0

COUNTY OF GLENN
RESERVES / DESIGNATIONS - BY GOVERNMENTAL FUNDS
 FISCAL YEAR 2016-17

Description 1	Reserves/ Designations June 30, 2016 2	Decreases or Cancellations		Increases or New		Total Reserves/ Designations for the Budget Year 7
		Recommended 3	Adopted by the Board of Supervisors 4	Recommended 5	Adopted by the Board of Supervisors 6	
GENERAL FUND CONTINUED						
01052558 SB678 Comm Performance Designated Reserve	478,876	0	0	0	0	478,876
Encumbrance Reserve	15,000	0	0	0	0	15,000
01052570 DMV Surcharge Designated Reserve	53,627	0	0	0	6,617	60,244
01052600 DNA Identification-County Designated Reserve	77,152	0	0	0	23,379	100,531
01052601 DNA Identification-State Designated Reserve	0	0	0	0	0	0
01052602 DNA Identification 76104.7 Designated Reserve	0	0	0	0	0	0
01053440 Property Characteristics Designated Reserve	16,807	0	0	0	2,994	19,801
01053441 Property Admin Grant Designated Reserve	0	0	0	0	0	0
01054110 Juvenile Facility Donation Designated Reserve	497	0	0	0	1	498
01054380 Recorder's Modernization Designated Reserve	57,020	0	0	0	19,047	76,067
01054385 Social Security Redaction Designated Reserve	20,541	0	0	0	5,605	26,146
01054400 Drug Enforcement Designated Reserve	84,459	0	4,680	0	0	79,779
01054401 Federal Seizure Designated Reserve	19,379	0	0	0	99	19,478
01054402 MET & Major Crimes Seizure Designated Reserve	0	0	0	0	0	0

COUNTY OF GLENN
RESERVES / DESIGNATIONS - BY GOVERNMENTAL FUNDS
FISCAL YEAR 2016-17

Description 1	Reserves/ Designations June 30, 2016 2	Decreases or Cancellations		Increases or New		Total Reserves/ Designations for the Budget Year 7
		Recommended 3	Adopted by the Board of Supervisors 4	Recommended 5	Adopted by the Board of Supervisors 6	
GENERAL FUND CONTINUED						
01054403 Tagment Seizure Designated Reserve	0	0	0	0	0	0
01054404 Drug Abuse/Gang Activity Designated Reserve	29,237	0	1,021	0	0	28,216
01054405 Tagment Asset Forfeiture Designated Reserve	0	0	0	0	0	0
01054406 GLINTF Forfeiture Nonspendable - Imprest Cash Designated Reserve	2,700 0	0 0	0 0	0 0	0 0	2,700 0
01054407 GLINTF Federal Forfeiture Designated Reserve	105,104	0	0	0	11,073	116,177
01054410 Investigative Vehicles Designated Reserve	2,282	0	0	0	22	2,304
01054420 DA Seizure Designated Reserve	28,593	0	0	0	97	28,690
01054425 Environ/Consumer Protection Designated Reserve	6,251	0	0	0	17	6,268
01054600 CDBG Public Works 9760 Designated Reserve	0	0	0	0	0	0
01054840 Memorial Hall Designated Reserve	4,799	0	472	0	0	4,327
01054890 Micrographics Conversion Designated Reserve	9,969	0	0	0	1,209	11,178
01055340 Child Support Services Designated Reserve Nonspendable - Prepaid Expense	65,524 0	0 0	0 0	0 0	0 0	65,524 0

COUNTY OF GLENN
RESERVES / DESIGNATIONS - BY GOVERNMENTAL FUNDS
FISCAL YEAR 2016-17

Description 1	Reserves/ Designations June 30, 2016 2	Decreases or Cancellations		Increases or New		Total Reserves/ Designations for the Budget Year 7
		Recommended 3	Adopted by the Board of Supervisors 4	Recommended 5	Adopted by the Board of Supervisors 6	
GENERAL FUND CONTINUED						
03150000 Mental Health Advances Designated Reserve	10,094	0	0	0	0	10,094
03320000 Sexual Abuse Investigation Team Designated Reserve	176	0	0	0	0	176
03380000 Public Safety Augmentation Designated Reserve	0	0	0	0	0	0
03485000 CWS/CMS Training Lab Designated Reserve	325,977	0	0	0	81,241	407,218
03540000 Animal Adoption Fee Designated Reserve	17,058	0	0	0	720	17,778
04100000 Law Library Designated Reserve	66,758	0	0	0	478	67,236
04290000 Child Development Designated Reserve	13,755	0	0	0	35	13,790
04350000 Mental Health Trust Designated Reserve	16,702	0	0	0	43	16,745
04354015 CA Reg MH System Coalition Designated Reserve	0	0	0	0	0	0
04450000 Tobacco Control Designated Reserve	327	0	0	0	201	528
04480000 Alcohol Program Designated Reserve	109	0	0	0	0	109
04530000 Criminal Facility Construction Designated Reserve	101,404	0	25,870	0	0	75,534
04610000 Infant Car Seat Designated Reserve	1,329	0	0	0	837	2,166

COUNTY OF GLENN
RESERVES / DESIGNATIONS - BY GOVERNMENTAL FUNDS
 FISCAL YEAR 2016-17

Description 1	Reserves/ Designations June 30, 2016 2	Decreases or Cancellations		Increases or New		Total Reserves/ Designations for the Budget Year 7
		Recommended 3	Adopted by the Board of Supervisors 4	Recommended 5	Adopted by the Board of Supervisors 6	
GENERAL FUND CONTINUED						
04690000 DA Insurance Fraud Designated Reserve	526	0	2	0	0	524
04750000 Elections Trust Designated Reserve	27,138	0	0	0	12,624	39,762
04830000 Food & Nutrition Services Designated Reserve	105	0	0	0	0	105
04880000 Aids Education Designated Reserve	3,756	0	3,717	0	0	39
04900000 Domestic Violence Trust Designated Reserve	9,457	0	1,460	0	0	7,997
04940000 AB2086 Statham Bill Designated Reserve	64,640	0	0	0	6,511	71,151
04950000 Alcohol Abuse Education Designated Reserve	62,290	0	0	0	5,353	67,643
TOTAL GENERAL FUND	3,168,482	0	89,084	0	1,147,456	4,226,854
SPECIAL REVENUE FUNDS						
01050347 CalWorks Incentive Designated Reserve	97,399	0	0	0	250	97,649
01051000 Title III Forest Reserves Designated Reserve	275,319	0	0	0	23,902	299,221
01051020 Building Standards Admin Fees Designated Reserve	610	0	0	0	141	751
01052182 Groundwater Grant Designated Reserve	142,514	0	0	0	21,098	163,612
01052557 DJJ Reimbursement Designated Reserve	72,587	0	0	0	5,536	78,123

COUNTY OF GLENN
RESERVES / DESIGNATIONS - BY GOVERNMENTAL FUNDS
 FISCAL YEAR 2016-17

Description 1	Reserves/ Designations June 30, 2016 2	Decreases or Cancellations		Increases or New		Total Reserves/ Designations for the Budget Year 7
		Recommended 3	Adopted by the Board of Supervisors 4	Recommended 5	Adopted by the Board of Supervisors 6	
SPECIAL REVENUE FUNDS CONTINUED						
01054010 California Waste Mgmt Grant Designated Reserve	0	0	0	0	1	1
01054011 Emergency Preparedness Grant Designated Reserve	0	0	0	0	1	1
01054012 Mental Health Services Act Designated Reserve	88,510	0	0	0	0	88,510
01054014 Substance Abuse Prop 36 Designated Reserve	0	0	0	0	0	0
01054015 Hospital Preparedness Grant Designated Reserve	0	0	0	0	0	0
01054016 Health CDC H1N1 Influenza Designated Reserve	0	0	0	0	0	0
01054017 Health HPP H1N1 Influenza Designated Reserve	0	0	0	0	0	0
01054021 Superior Reg Workforce Ed Designated Reserve	0	0	0	0	0	0
01054025 Women, Infants & Children Designated Reserve	196	0	0	0	1	197
01054045 Mosq Abatement Assessment Designated Reserve	133,708	0	0	0	13,036	146,744
01054620 Cal Boat Launching Designated Reserve	15,151	0	0	0	1,763	16,914
Nonspendable - Advances	0	0	0	0	0	0
01054680 Vital & Health Statistics Designated Reserve	15,425	0	0	0	2,260	17,685

COUNTY OF GLENN
RESERVES / DESIGNATIONS - BY GOVERNMENTAL FUNDS
FISCAL YEAR 2016-17

Description 1	Reserves/ Designations June 30, 2016 2	Decreases or Cancellations		Increases or New		Total Reserves/ Designations for the Budget Year 7
		Recommended 3	Adopted by the Board of Supervisors 4	Recommended 5	Adopted by the Board of Supervisors 6	
SPECIAL REVENUE FUNDS CONTINUED						
01055011 IHSS Public Authority						
Designated Reserve	32,516	0	0	0	4,797	37,313
Nonspendable - Prepaid Expense	0	0	0	0	0	0
01055012 SSD Stuart Foundation						
Designated Reserve	553	0	0	0	1	554
01057012 Per Capita Park Grant 2002						
Designated Reserve	0	0	0	0	0	0
01060000 County Local Revenue Fund 2011						
Designated Reserve	870,606	0	0	0	39,652	910,258
01062136 Local Revenue Fund-Trial Court Security						
Designated Reserve	763,478	0	0	0	174,299	937,777
01064211 Local Revenue Fund-Behavioral Health						
Designated Reserve	215,635	0	0	0	104,076	319,711
01065000 Local Revenue Fund-Social Svcs						
Designated Reserve	1,374,403	0	0	0	428,167	1,802,570
01203010 Road Fund						
Nonspendable - Prepaid Expense	0	0	0	0	0	0
Nonspendable - Inventory	99,736	0	0	0	0	99,736
Designated Reserve	2,393,539	0	626,785	0	0	1,766,754
01203013 Road 1B Fund						
Designated Reserve	0	0	0	0	0	0
01203014 Road Local Transportation Fund						
Designated Reserve	313,926	0	0	0	3,139	317,065
01401140 Advertising Fund						
Designated Reserve	6,806	0	5,497	0	0	1,309
01602270 Fish & Game Fund						
Designated Reserve	24,828	0	5,051	0	0	19,777

COUNTY OF GLENN
RESERVES / DESIGNATIONS - BY GOVERNMENTAL FUNDS
 FISCAL YEAR 2016-17

Description 1	Reserves/ Designations June 30, 2016 2	Decreases or Cancellations		Increases or New		Total Reserves/ Designations for the Budget Year 7
		Recommended 3	Adopted by the Board of Supervisors 4	Recommended 5	Adopted by the Board of Supervisors 6	
SPECIAL REVENUE FUNDS CONTINUED						
01906020 Superintendent of Schools Designated Reserve	574,060	0	0	0	12,881	586,941
02210000 CUPA/Underground Tanks Designated Reserve	289,066	0	13,469	0	0	275,597
02220000 Vegetation Nonspendable - Inventory	10,316		0		0	10,316
Designated Reserve	63,432	0	3,064	0	0	60,368
02224170 Tri-County Bee Designated Reserve	1,144	0	317	0	0	827
02260000 Planning & Public Works Designated Reserve	0	0	0	0	40,058	40,058
Nonspendable - Imprest Cash	100	0	0	0	0	100
02261000 PPWA Permit Center Designated Reserve	11,553	0	0	0	6,925	18,478
02390000 HOME Glenn Designated Reserve	21,855	0	0	0	3,626	25,481
Nonspendable - Long Term A/R	636,762	0	0	0	0	636,762
02420000 CDBG Designated Reserve	301,673	0	41,455	0	0	260,218
Nonspendable - Long Term A/R	1,329,954	0	0	0	0	1,329,954
02430000 CDBG Designated Reserve	5	0	0	0	0	5
02800000 Business Loan Program Designated Reserve	24,115	0	1,923	0	0	22,192
Nonspendable - Long Term A/R	252,377	0	0	0	0	252,377
03400000 Realignment - Social Services Designated Reserve	296,015	0	0	0	251,588	547,603
Non-Spendable Advances	65,000	0	0	0	0	65,000

COUNTY OF GLENN
RESERVES / DESIGNATIONS - BY GOVERNMENTAL FUNDS
 FISCAL YEAR 2016-17

Description 1	Reserves/ Designations June 30, 2016 2	Decreases or Cancellations		Increases or New		Total Reserves/ Designations for the Budget Year 7
		Recommended 3	Adopted by the Board of Supervisors 4	Recommended 5	Adopted by the Board of Supervisors 6	
SPECIAL REVENUE FUNDS CONTINUED						
03415010 SSD Family Support Realignment Designated Reserve	236	0	0	0	27,301	27,537
03420000 HC CDBG Designated Reserve	124,458	0	11,824	0	0	112,634
Nonspendable - Long Term A/R	140,787	0	0	0	0	140,787
03700000 Realignment - Health Trust Designated Reserve	411,150	0	0	0	49,236	460,386
Non-Spendable Advances	990,000	0	0	0	0	990,000
03710000 Realignment - Mental Health Designated Reserve	13	0	0	0	20,339	20,352
04990000 Community Action Designated Reserve	235,715	0	0	0	147,601	383,316
Nonspendable - Prepaid Expense	0	0	0	0	0	0
Nonspendable - Inventory	32,947	0	0	0	0	32,947
TOTAL SPECIAL REVENUE FUNDS	12,750,178	0	709,385	0	1,381,676	13,422,469
CAPITAL PROJECTS FUNDS						
01301130 Accumulated Capital Outlay Designated Reserve	11,742	0	0	0	15	11,757
01751135 Court Consolidation Designated Reserve	269,260	0	0	0	0	269,260
01751150 Department Relocation Designated Reserve	0	0	0	0	44	44
TOTAL CAPITAL PROJECTS FUNDS	281,002	0	0	0	59	281,061
DEBT SERVICE FUNDS						
01811137 COE Install Purchase Payment Designated Reserve	45,815	0	0	0	0	45,815
Restricted USDA Debt	95,735	0	45,815	0	14,155	64,075
TOTAL DEBT SERVICE FUNDS	141,550	0	45,815	0	14,155	109,890
TOTAL GOVERNMENTAL FUNDS	16,341,211	0	844,284	0	2,543,345	18,040,271

COUNTY OF GLENN
SUMMARY OF ADDITIONAL FINANCING SOURCES BY SOURCE & FUND
 GOVERNMENTAL FUNDS
 FISCAL YEAR 2016-17

Description 1	2014-15 Actual 2	2015-16 Actual 3	2016-17 Recommended Budget 4	2016-17 Adopted Budget 5
SUMMARIZATION BY SOURCE				
TAXES	10,516,737	11,257,915	10,870,150	11,117,419
LICENSES & PERMITS	1,351,804	1,434,708	1,365,849	1,365,849
FINES, FORFEITURES & PENALTIES	1,606,716	1,359,746	1,295,322	1,566,777
USE OF MONEY & PROPERTY	78,116	239,602	47,610	47,610
INTERGOVERNMENTAL REVENUE				
STATE	33,641,482	33,624,596	37,121,526	38,978,201
FEDERAL	11,347,448	11,538,164	15,543,142	17,278,391
OTHER GOVT AGENCIES	453,875	418,996	591,416	651,636
CHARGES FOR CURRENT SERVICES	7,592,340	10,680,563	12,900,100	12,972,222
MISCELLANEOUS REVENUES	776,974	705,801	443,960	526,040
OTHER FINANCING SOURCES	15,110,587	18,893,387	22,579,706	25,000,512
SPECIAL ITEMS	2,014,448	2,072,128	2,470,310	2,524,146
TOTAL SUMMARIZATION BY SOURCE	84,490,527	92,225,606	105,229,091	112,028,803

COUNTY OF GLENN
SUMMARY OF ADDITIONAL FINANCING SOURCES BY SOURCE & FUND
 GOVERNMENTAL FUNDS
 FISCAL YEAR 2016-17

Description 1	2014-15 Actual 2	2015-16 Actual 3	2016-17 Recommended Budget 4	2016-17 Adopted Budget 5
SUMMARIZATION BY FUND				
GENERAL FUND				
01010000 GENERAL FUND	18,372,370	18,690,572	19,203,660	19,647,279
01020000 STATE GOVT FUND-HEALTH SVCS	9,603,044	14,061,223	16,987,339	18,083,674
01025000 STATE GOVT FUND-SOCIAL SVCS	15,741,683	17,560,375	19,907,164	20,874,549
01040000 PUBLIC SAFETY FUND	11,612,264	11,268,723	12,329,558	14,653,704
01051080 SAFETY PROJECTS	51,130	51,122	0	0
01052000 DEVELOPMENT IMPACT FEES	565	699	0	0
01052113 CENTRALIZED DISPATCH	0	0	0	0
01052125 JAIL SLESA	8,697	10,066	9,208	9,208
01052127 DEA H&S GRANT	99,220	40,000	50,000	50,000
01052130 SHERIFF-HC DONATIONS	0	0	200	200
01052134 LAW ENFORCEMENT DONATION	5	5	0	0
01052135 K-9 DONATION 2010-11	5	0	0	0
01052545 LAW ENFORCE DISCRETIONARY	533,117	510,256	450,000	450,000
01052550 COUNTY SLESF	113,256	116,572	100,000	100,000
01052552 D.A. SLESF	8,747	10,117	6,550	6,550
01052558 COMM CORR PERFORM INCENTIVE	262,948	141,032	200,000	200,000
01052570 DMV SURCHARGE	30,462	30,617	24,000	24,000
01052600 CO DNA ID PROP 69	22,465	19,229	22,100	22,100
01052601 ST DNA ID PROP 69	7,403	6,321	7,505	7,505
01052602 ST DNA ID 76104.7GC	113,342	98,236	115,015	115,015
01053440 PROPERTY CHARACTERISTICS	6,622	6,994	6,000	6,000
01054110 JUVENILE FACILITY DONATION	1	1	0	0
01054380 RECORDERS MODERNIZATION	30,776	34,047	30,000	30,000
01054385 SOC SECURITY REDACTION TRUST	5,279	5,605	5,000	5,000
01054400 DRUG ENFORCEMENT	56,744	247	0	0
01054401 FEDERAL SEIZURE	49	50	49	49
01054404 DRUG ABUSE/GANG ACTIVITY	2,516	85	84	84
01054406 GLNTF FORFEITURE	10,755	44,628	10,073	10,073
01054407 GLINTF FEDERAL FORFEITURE	267	20,973	100	100
01054410 INVESTIGATION VEHICLES	11	11	11	11
01054420 D.A. SEIZURE	9,305	99	10,050	10,050
01054425 ENV/CONSUMER PROTECTION	6,251	16	1	1

COUNTY OF GLENN
SUMMARY OF ADDITIONAL FINANCING SOURCES BY SOURCE & FUND
 GOVERNMENTAL FUNDS
 FISCAL YEAR 2016-17

Description 1	2014-15 Actual 2	2015-16 Actual 3	2016-17 Recommended Budget 4	2016-17 Adopted Budget 5
SUMMARIZATION BY FUND				
GENERAL FUND CONTINUED				
01054840 MEMORIAL HALL	30,858	28,542	26,442	26,442
01054890 MICROGRAPHICS CONVERSION	5,605	6,009	4,800	4,800
01055340 CHILD SUPPORT SERVICES	739,606	734,391	794,533	794,533
03320000 SEXUAL ABUSE INVEST TEAM	0	0	0	0
03380000 PUBLIC SAFETY AUGMENTATION	1,833,278	1,867,253	1,830,000	1,830,000
03485000 CWS/CMS TRAINING PROJECT	287,385	276,501	258,863	258,863
03540000 ANIMAL ADOPTION FEE	3,120	1,080	800	800
04100000 LAW LIBRARY	10,963	8,692	11,050	11,050
04290000 CHILD DEVELOPMENT PROGRAM	40	35	0	0
04350000 MENTAL HEALTH TRUST	42	43	0	0
04450000 TOBACCO CONTROL	208	201	0	0
04480000 ALCOHOL PROGRAM TRUST	0	0	0	0
04530000 CRIMINAL FAC CONSTRUCTION	125,712	104,255	110,350	110,350
04610000 INFANT CAR SEAT LOAN PROGRAM	2,419	2,501	3,000	3,000
04690000 DA INSURANCE FRAUD TRUST	1	1	1	1
04750000 ELECTIONS TRUST	6,389	12,624	0	0
04880000 AIDS EDUCATION	9	38	0	0
04900000 DOMESTIC VIOLENCE TRUST	5,797	6,103	4,725	4,725
04940000 AB 2086 STATHAM BILL	15,644	6,511	0	0
04950000 ALCOHOL ABUSE ED & PREV	5,420	5,350	0	0
TOTAL GENERAL FUND	59,781,795	65,788,051	72,518,231	77,349,716
SPECIAL REVENUE FUNDS				
01050347 CALWORKS INCENTIVE FUND	245	250	0	0
01051000 TITLE III FOREST RESERVES	23,311	23,902	23,275	23,275
01051020 BSASRF FEE	110	141	0	0
01052182 GROUNDWATER GRANT	32,350	18,425	210,000	210,000
01052557 DJJ REALIGNMENT	75,568	93,631	126,794	126,794
01054010 CALIFORNIA WASTE MGMT GRANT	14,699	14,670	16,299	16,299
01054011 BIO TERRORISM GRANT	60,092	181,263	0	58,781
01054012 MNLT HLTH SVCS ACT FUND	1,556,327	2,575,920	3,703,058	3,749,625
01054015 HOSP PREPAREDNESS GRANT	83,569	141,723	0	38,867

COUNTY OF GLENN
SUMMARY OF ADDITIONAL FINANCING SOURCES BY SOURCE & FUND
 GOVERNMENTAL FUNDS
 FISCAL YEAR 2016-17

Description 1	2014-15 Actual 2	2015-16 Actual 3	2016-17 Recommended Budget 4	2016-17 Adopted Budget 5
SUMMARIZATION BY FUND				
SPECIAL REVENUE FUNDS CONTINUED				
01054025 WIC PROGRAM	0	1	0	0
01054045 MOSQ ABATEMENT ASSMT AREA	199,975	206,030	205,252	216,652
01054621 CAL BOAT LAUNCHING	517,519	22,216	20,630	20,630
01054680 VITAL & HEALTH STATISTICS	3,319	2,854	2,800	2,800
01055011 IHSS PUBLIC AUTHORITY FUND	274,488	277,348	290,241	365,134
01055012 SSD STUART FOUNDATION GRANT	1	1	0	0
01060000 LOCAL REVENUE FUND 2011	1,104,987	774,610	966,177	966,177
01062136 TRIAL COURT SECURITY	519,315	521,586	501,000	501,000
01064211 BEHAVIORAL HEALTH REALIGNMENT	1,136,342	1,360,250	1,051,396	1,051,396
01065000 LOCAL REV FUND-HUMAN SVCS	3,974,050	4,069,585	4,073,564	4,073,564
01200000 ROAD FUND	5,716,286	4,315,820	7,508,917	8,410,808
01203014 ROAD LOCAL TRANSPORTATION	315,165	3,139	312,817	625,634
01400000 ADVERTISING FUND	8,000	9,500	10,500	10,500
01602270 FISH & GAME FUND	6,619	6,210	3,825	3,825
01900000 SUPERINTENDENT OF SCHOOLS	174,897	190,591	189,550	189,550
02210000 UNDERGROUND STORAGE TANKS	264,507	241,593	239,200	239,200
02220000 VEGETATION & ENVIRONMNTL MGMT	120,476	134,260	137,359	137,359
02224170 TRI COUNTY BEE	6,040	5,968	6,302	6,302
02260000 PUBLIC WORKS ISF	933,525	1,965,741	2,803,504	2,803,504
02261000 PPWA PERMIT CENTER	138,390	376,238	387,567	387,567
02390000 HOME GLENN	42	3,606	40	40
02420000 CDBG GLENN 95STBG 896	6,843	7,145	4,400	4,400
02430000 SECT8 FAMILY SELF SUFFICIENT	0	0	0	0
02800000 BUSINESS ASSIT REVOLVING LOAN	325	77	50	50
03400000 REALIGNMENT-SOCIAL SERVICES	1,315,171	2,921,921	3,244,078	3,244,078
03415010 SSD FAMILY SUPPORT REALIGN	695,938	693,335	746,017	746,017
03420000 HC/CDBG GRANT PROCEEDS	1,239	877	1,200	1,200
03700000 REALIGNMENT-HEALTH TRUST	114,723	92,468	16,335	16,335
03710000 REALIGNMENT-MENTAL HEALTH	951,744	1,031,896	1,054,408	1,054,408
04990000 COMMUNITY SERVICES PROGRAM	4,148,665	3,790,664	4,555,411	5,028,502
TOTAL SPECIAL REVENUE FUNDS	24,494,862	26,075,455	32,411,966	34,330,273

COUNTY OF GLENN
SUMMARY OF ADDITIONAL FINANCING SOURCES BY SOURCE & FUND
 GOVERNMENTAL FUNDS
 FISCAL YEAR 2016-17

Description 1	2014-15 Actual 2	2015-16 Actual 3	2016-17 Recommended Budget 4	2016-17 Adopted Budget 5
SUMMARIZATION BY FUND				
CAPITAL PROJECT FUNDS				
01300000 ACO (CAPITAL OUTLAY) FUND	29	30	10	10
01751135 COURTHOUSE CONSOLIDATION	0	81,000	0	0
01751150 DEPARTMENT RELOCATION	43	44	18	18
TOTAL CAPITAL PROJECT FUNDS	72	81,074	28	28
DEBT SERVICE FUND	213,798	281,026	298,866	348,786
TOTAL SUMMARIZATION BY FUND	84,490,527	92,225,606	105,229,091	112,028,803

COUNTY OF GLENN
DETAIL OF ADDITIONAL FINANCING SOURCES BY FUND & ACCOUNT
 GOVERNMENTAL FUNDS
 FISCAL YEAR 2016-17

Description 1	2014-15 Actual 2	2015-16 Actual 3	2016-17 Recommended Budget 4	2016-17 Adopted Budget 5
GENERAL FUND				
01010000 GENERAL FUND				
TAXES				
14010 CURRENT SECURED	5,390,343	5,799,024	5,850,000	6,062,269
14020 CURRENT UNSECURED	257,797	300,969	300,000	300,000
14030 PRIOR SECURED TAX	(22,453)	(21,968)	0	0
14040 PRIOR UNSECURED TAX	5,073	11,298	0	0
14046 SB813 CURRENT SECURED	136,573	87,629	50,000	85,000
14048 SB813 PRIOR SECURED	(8,400)	28,391	25,000	25,000
14060 SALES & USE TAXES	757,522	874,669	800,000	800,000
14061 SALES & USE TAX COMPENSATION	255,955	186,413	0	0
14071 TRANSIENT TAX	2,738	2,108	3,000	3,000
14072 PROPERTY TRANSFER TAX	128,819	147,574	135,000	135,000
14073 AIRPLANE TAX	17,103	14,384	17,000	17,000
14074 RACE HORSE TAX	38	0	0	0
14075 TIMBER TAX	3,712	0	3,500	3,500
14079 VLF IN LIEU PROP TAX	3,421,057	3,640,683	3,500,000	3,500,000
TOTAL TAXES	10,345,877	11,071,174	10,683,500	10,930,769
LICENSES & PERMITS				
24100 ANIMAL/KENNEL LICENSES	65,705	62,011	75,674	75,674
24110 ANIMAL ADOPTION FEE	4,101	2,450	3,420	3,420
24120 CONSTRUCTION PERMITS	304,967	384,072	350,000	350,000
24150 FRANCHISE FEES	624,752	645,819	590,000	590,000
24160 OTHER LICENSES & PERMITS	89,516	94,040	90,032	90,032
24162 BURIAL FEES	433	410	300	300
24163 AID TO INDIGENT BURIALS	346	328	354	354
TOTAL LICENSES & PERMITS	1,089,820	1,189,130	1,109,780	1,109,780
FINES, FORFEITURES & PENALTIES				
34200 MTR VEH FINES 1463.001 PC	212,036	176,739	210,000	305,226
34203 TRFFC SCH BAIL 42007VC	420,065	388,040	450,000	619,664
34204 CO 33% POC 40611VC	5,808	5,431	5,500	5,500
34207 EMS 76104GC	16,061	14,532	16,325	16,325
34209 FELONY DIVERSION PC1001.15	174	0	0	0
34210 MISDEMEANOR DIV FEE PC1001.16	0	228	0	0
35230 COURT FINES	7	0	0	0
35250 AG CODE FINES	0	750	1,000	1,000
35260 JUDGMENTS & DAMAGES	125,096	0	0	0
36300 NSF CHARGES/FORFEITURES	34	27	100	100
36301 PENALTIES	80,401	75,244	85,000	91,565
37320 PENALTIES/COST DELQ TAXES	427,851	415,051	230,000	230,000
TOTAL FINES, FORFEITURES & PENALTIES	1,287,533	1,076,042	997,925	1,269,380

COUNTY OF GLENN
DETAIL OF ADDITIONAL FINANCING SOURCES BY FUND & ACCOUNT
 GOVERNMENTAL FUNDS
 FISCAL YEAR 2016-17

Description 1	2014-15 Actual 2	2015-16 Actual 3	2016-17 Recommended Budget 4	2016-17 Adopted Budget 5
GENERAL FUND				
01010000 GENERAL FUND				
USE OF MONEY & PROPERTY				
44300 INTEREST	9,012	84,581	7,500	7,500
TOTAL USE OF MONEY & PROPERTY	9,012	84,581	7,500	7,500
INTERGOVERNMENTAL REVENUE				
52201 VLF REALIGNMENT	10,120	0	10,000	10,000
52240 STATE IN-LIEU TAX	0	16,156	0	0
52500 STATE FOR AGRICULTURE	420,359	443,568	415,983	415,983
52570 ST FOR VETERAN'S AFFAIRS	17,211	16,442	26,950	26,950
52580 HOPTR	64,501	64,853	65,000	65,000
52581 PRIOR HOPTR	0	(378)	0	0
52620 STATE MANDATED COST	322,815	15,631	100,000	100,000
52900 OFF HWY MOTOR VEH FEE	300	296	250	250
52901 BLOCK GRANT-STABILIZATION	124,000	124,000	124,000	124,000
52904 AG COMM/SER REPAIRMAN	959	1,731	1,890	1,890
54470 FEDERAL IN-LIEU TAX	432,321	497,096	430,000	430,000
54471 FEDERAL-OTHER	30,709	746	10,000	10,000
54472 FEDERAL-GRANT	860	0	0	0
54611 FEDERAL GRAZING FEES	75	82	75	75
54619 FED-ELECTIONS AUTOMATION	4,471	9,749	0	0
TOTAL INTERGOVERNMENTAL REVENUE	1,428,701	1,189,972	1,184,148	1,184,148
CHARGES FOR CURRENT SERVICES				
61100 ASSMT & COLLECTION FEES	70	0	0	0
61101 OTHER-REDEMPTION FEE	2,680	2,400	2,500	2,500
61102 OTHER SB813 ADMIN	34,668	37,448	40,000	40,000
61103 TAX ADMIN FEE SB2557	155,432	148,414	145,000	145,000
61300 AUDITING & ACCOUNTING FEES	15,032	28,459	22,400	22,400
61800 ELECTION SERVICES	57,411	7,284	30,000	30,000
62000 LEGAL SERVICES	6,189	6,269	10,000	10,000
62001 PUBLIC DEFENDER FEES	16,000	19,515	12,000	12,000
62100 PLANNING & ENGINEERING	7,481	15,629	18,250	18,250
62300 AGRICULTURAL SERVICES	292,143	273,047	257,700	257,700
62700 COURT FEES & COSTS	11,737	16,930	294,500	7,045
62701 COURT COLLECTION FEES	546,900	638,396	650,000	650,000
62761 MEDIATION FEES	650	740	650	650
62850 CIVIL FEES	541	2,270	2,500	2,500
63500 P.GUARDIAN FEES	10,470	7,956	11,000	11,000
63501 PUBLIC ADMINISTRATOR	8,870	1,105	16,147	16,147
63502 P.GUARDIAN BOND	1,414	0	2,450	2,450
63503 REPRESENTATIVE PAYEE	7,397	8,897	8,800	8,800
64120 HUMANE SERVICES	3,319	2,517	500	500

COUNTY OF GLENN
DETAIL OF ADDITIONAL FINANCING SOURCES BY FUND & ACCOUNT
GOVERNMENTAL FUNDS
FISCAL YEAR 2016-17

Description 1	2014-15 Actual 2	2015-16 Actual 3	2016-17 Recommended Budget 4	2016-17 Adopted Budget 5
GENERAL FUND				
01010000 GENERAL FUND				
CHARGES FOR CURRENT SERVICES				
64121 ANIMAL CONTROL SERVICES	110,000	110,000	106,500	106,500
64122 ANIMAL IMPOUND FEES	10,063	11,606	14,670	14,670
64320 RECORDING FEES	79,201	86,769	75,000	75,000
65101 P.GUARDIAN LPS FEE	80,000	87,658	80,000	80,000
65604 INCARCARATION COSTS	177	187	150	150
66100 A-87 COST ALLOCATION	1,860,544	1,700,309	2,124,097	2,124,097
66300 INVESTMENT ADMIN FEE	46,909	71,536	55,000	55,000
66550 OTHER CHARGES FOR SERVICES	122,750	124,463	100,710	160,710
66551 ADMINISTRATION FEES	562	674	700	700
67001 INTER REV-#120 ROAD	0	24,848	0	0
67004 INTER REV-#200 SOLID WASTE	0	21,107	0	0
67006 INTER REV-#222 VEG & ENV	7,257	10,000	8,000	8,000
67008 INTER REV-#226 PUB WORKS	38,795	0	0	0
67034 INTER REV-#459 EMS	0	0	7,200	177,200
67039 INTER REV-#473 TAX LOSS RES	0	0	0	100,000
67048 INTER REV-#521 AIR POLLUTION	25,000	0	30,000	30,000
67054 INTER REVENUE	0	6,476	0	0
67075 INTER REV-#475 ELECTIONS TRUST	0	9,000	0	0
67094 INTER REV-#2224170 TRI CO BEE	6,000	6,000	6,000	6,000
67103 INTER REV-#525 OLIVE PEST	8,515	7,528	8,000	8,000
67114 INTER REV-#224 HRA	48,479	0	0	0
TOTAL CHARGES FOR CURRENT SERVICES	3,622,656	3,495,437	4,140,424	4,182,969
MISCELLANEOUS REVENUES				
74111 SETTLEMENT	0	39	0	0
74112 MISCELLANEOUS REVENUE	9,149	8,232	3,600	3,600
74118 REFUNDS & REBATES	4,129	8,145	3,000	3,000
74119 PERS REBATE	60,782	805	50,000	50,000
74121 A-87 COST ALLOC REBATE	25,144	27,974	21,925	21,925
74122 10% REST REBATE SB144	3,059	2,093	4,000	4,000
74123 WORKERS COMP REBATE	2,412	0	0	0
74124 INSURANCE REIMB	0	0	0	77,000
74126 SALARY REIMB	149,882	170,641	144,000	144,000
74130 SUBROGATION & RECOVERY	0	10,451	0	0
74137 TOBACCO SETTLEMENT	245,145	242,389	250,000	250,000
74140 BAD CHECK RECOVERY	505	600	500	500
TOTAL MISCELLANEOUS REVENUES	500,207	471,369	477,025	554,025

COUNTY OF GLENN
DETAIL OF ADDITIONAL FINANCING SOURCES BY FUND & ACCOUNT
GOVERNMENTAL FUNDS
FISCAL YEAR 2016-17

Description 1	2014-15 Actual 2	2015-16 Actual 3	2016-17 Recommended Budget 4	2016-17 Adopted Budget 5
GENERAL FUND				
0101000 GENERAL FUND				
OTHER FINANCING SOURCES				
86001 OTI-#102 STATE GOVT FUND	0	26,605	0	0
86001 OTI-#102 STATE GOVT FUND	10,008	10,008	10,000	10,000
86018 OTI-#175 CAPITAL PROJECTS	0	0	517,100	322,450
86022 OTI-#105 SPEC REV FUND	78,556	66,258	66,258	66,258
TOTAL OTHER FINANCING SOURCES	88,564	102,871	593,358	398,708
SPECIAL ITEMS				
91000 INTRAFUND TRANSFERS	0	10,000	10,000	10,000
TOTAL SPECIAL ITEMS	0	10,000	10,000	10,000
TOTAL GENERAL FUND	18,372,370	18,690,576	19,203,660	19,647,279
0102000 STATE GOVERNMENT FUND-HEALTH				
FINES, FORFEITURES & PENALTIES				
35230 COURT FINES	625	815	879	879
TOTAL FINES, FORFEITURES & PENALTIES	625	815	879	879
INTERGOVERNMENTAL REVENUE				
52201 VLF REALIGNMENT	1,151,437	1,201,658	1,502,373	1,502,373
52202 VLF REALIGNMENT GROWTH	15,272	47,950	0	0
52351 ST AID-FOSTER CARE	13,095	12,315	14,483	16,518
52390 REALIGN-SOC SVCS PROGRAMS	58,755	99,945	145,010	145,010
52420 REALIGN-MENTAL HEALTH	951,744	1,011,557	1,054,408	1,365,028
52450 SALES TAX REALIGNMENT	16,331	0	16,335	16,335
52471 MEDI-CAL REVENUE	1,752,536	1,886,667	2,452,442	2,529,053
52476 CCS ADMIN FEES	49,785	79,221	70,416	89,231
52478 ST AID-TOBACCO	135,549	163,807	150,000	150,000
52479 ST CHDP	41,142	65,426	67,969	81,449
52480 STATE-LEAD	9,004	9,157	20,000	22,641
52482 MNTL HLTH SAMHSA & PATH	99,238	95,960	122,215	165,048
52484 STATE HLTH-BIO TERRORISM	0	0	115,123	115,123
52486 ST PANDEMIC INFLUENZA	44,470	48,688	60,955	82,511
52488 STATE MATERNAL CHILD HEALTH	47,861	67,480	83,635	105,451
52825 AB109 LOCAL REVENUE FUND	0	0	48,050	48,050
52879 STATE GRANT	31,761	53,025	58,589	88,363
54151 FED AID-FOSTER CARE	33,424	41,085	59,175	75,118
54247 FEDERAL MATERNAL CHILD HEALTH	0	0	449	449
54248 FEDERAL CHDP	56,354	89,185	93,434	112,661
54249 BEHAVIORAL HLTH COLLABORATION	49,324	0	0	0
54250 FED BLOCK GRANT DRUG	522,280	556,196	746,609	846,307

COUNTY OF GLENN
DETAIL OF ADDITIONAL FINANCING SOURCES BY FUND & ACCOUNT
GOVERNMENTAL FUNDS
FISCAL YEAR 2016-17

Description 1	2014-15 Actual 2	2015-16 Actual 3	2016-17 Recommended Budget 4	2016-17 Adopted Budget 5
GENERAL FUND				
01020000 STATE GOVERNMENT FUND-HEALTH				
INTERGOVERNMENTAL REVENUE				
54252 FEDERAL HEALTH-WIC	473,881	669,452	711,613	788,429
54260 FEDERAL MEDICARE REIMB	9,885	300	0	0
54472 FEDERAL-GRANT	0	0	155,352	155,352
54552 CA WASTE MGMT GRANT	0	1,062	0	0
56200 OTHER GOVT AGENCIES	70,265	56,759	70,553	130,773
TOTAL INTERGOVERNMENTAL REVENUE	5,633,393	6,256,895	7,819,188	8,631,273
CHARGES FOR CURRENT SERVICES				
62858 DRUG COURT FEES	806	1,142	1,142	1,142
65102 ENVIRONMENTAL HLTH FEE	138,486	130,506	144,775	144,775
65103 PATIENT/CLIENT FEES	5,373	923	1,448	1,448
65200 MENTAL HEALTH SERVICES	41,143	44,841	33,167	33,167
65300 CA CHILDREN'S SERVICE	1,310	40	60	60
66250 INTERNAL COST ALLOCATION	0	2,049,383	2,728,089	2,728,089
66553 FEDERAL GRANT REVENUE	106,568	207,618	187,598	363,414
67014 INTER REV-#345 CO CHILDREN	0	5,000	5,000	5,000
67034 INTER REV-#459 EMS	10,921	9,882	11,101	11,101
67054 INTER REVENUE	2,733	3,757	0	0
67071 INTER REV-#102 STATE GOV'T	348,338	337,748	391,437	391,437
67105 INTER REV-#461 CAR SEAT	2,500	1,664	3,000	3,000
67109 INTER REV-#370 REALIGNMENT	38,530	48,635	42,645	42,645
67111 INTER REV-#499 COMM ACTION	54,010	0	0	0
TOTAL CHARGES FOR CURRENT SERVICES	750,718	2,841,139	3,549,462	3,725,278
MISCELLANEOUS REVENUES				
74112 MISCELLANEOUS REVENUE	18,049	29,802	15,643	20,674
74115 JURY FEE RETURNS	120	0	0	0
74119 PERS REBATE	21,569	0	0	0
74121 A-87 COST ALLOC REBATE	25,826	140,800	9,848	9,848
74123 WORKERS COMP REBATE	1,893	0	0	0
TOTAL MISCELLANEOUS REVENUES	67,457	170,602	25,491	30,522
OTHER FINANCING SOURCES				
86000 OTI-#101 GENERAL FUND	0	10,144	10,144	10,144
86001 OTI-#102 STATE GOVT FUND	8,500	79,653	0	0
86020 OTI-#101 GENERAL FUND MATCH	58,501	58,501	58,501	58,501
86022 OTI-#105 SPEC REV FUND	1,704,402	2,760,490	3,711,358	3,760,925
86026 OTI-#106 LOCAL REVENUE FUND	180,702	139,282	135,310	135,310
86027 OTI-#106 DRUG MEDI-CAL	5,584	5,758	21,629	21,629
86028 OTI-#106 DRUG COURT	117,940	142,188	153,839	153,839
86029 OTI-#106 NON-DRUG MEDI-CAL	110,142	116,577	107,015	107,015

COUNTY OF GLENN
DETAIL OF ADDITIONAL FINANCING SOURCES BY FUND & ACCOUNT
GOVERNMENTAL FUNDS
FISCAL YEAR 2016-17

Description 1	2014-15 Actual 2	2015-16 Actual 3	2016-17 Recommended Budget 4	2016-17 Adopted Budget 5
GENERAL FUND				
01020000 STATE GOVERNMENT FUND-HEALTH				
OTHER FINANCING SOURCES				
86030 OTI-#106 MANAGED CARE	300,055	325,591	300,055	300,055
86031 OTI-#106 EPSDT	428,019	666,060	468,858	468,858
TOTAL OTHER FINANCING SOURCES	2,913,845	4,304,244	4,966,709	5,016,276
SPECIAL ITEMS				
91000 INTRAFUND TRANSFERS	237,006	487,527	625,610	679,446
TOTAL SPECIAL ITEMS	237,006	487,527	625,610	679,446
TOTAL STATE GOVERNMENT FUND-HEALTH	9,603,044	14,061,222	16,987,339	18,083,674
01025000 STATE GOVT FUND-SOCIAL SVCS				
INTERGOVERNMENTAL REVENUE				
52201 VLF REALIGNMENT	1,493,350	54,934	51,770	51,770
52300 ST PUB ASST ADMIN	3,369,110	3,224,065	4,492,816	4,756,992
52350 ST AID-CALWORKS	(309,236)	283,129	218,767	251,193
52355 ST AID-ADOPTIONS	42,056	29,394	28,091	28,613
52356 STATE AID-SOCIAL SERVICES	63,111	47,345	0	0
52390 REALIGN-SOC SVCS PROGRAMS	1,905,237	1,683,770	2,985,201	2,985,201
52391 AB118 REALIGN-SOC SVCS	0	784,130	0	0
52392 REALIGN-CHILD POVERTY	120,069	666,033	746,017	746,017
52875 STATE OTHER	0	0	6,000	6,000
54100 FED PUB ASSIST ADMIN	3,635,240	4,605,282	4,824,082	5,442,843
54150 FED AID-CALWORKS	882,933	539,352	742,700	743,687
54151 FED AID-FOSTER CARE	394,929	594,998	554,582	557,377
54156 FED AID-ADOPTIONS	747,027	854,292	859,139	906,857
TOTAL INTERGOVERNMENTAL REVENUE	12,343,826	13,366,724	15,509,165	16,476,550
CHARGES FOR CURRENT SERVICES				
66550 OTHER CHARGES FOR SERVICES	46,544	9,264	18,000	18,000
66552 MISCELLANEOUS REVENUE	12,456	0	0	0
67014 INTER REV-#345 CO CHILDREN	5,000	5,000	5,000	5,000
67111 INTER REV-#499 COMM ACTION	6,825	57,138	25,525	25,525
67115 INTER REV-#429	12,000	0	0	0
TOTAL CHARGES FOR CURRENT SERVICES	82,825	71,402	48,525	48,525
MISCELLANEOUS REVENUES				
72000 WELFARE REPAYMENTS	9,739	53,906	9,839	9,839
74112 MISCELLANEOUS REVENUE	46,550	45,758	31,671	31,671
74115 JURY FEE RETURNS	0	70	0	0
74119 PERS REBATE	14,420	0	0	0

COUNTY OF GLENN
DETAIL OF ADDITIONAL FINANCING SOURCES BY FUND & ACCOUNT
GOVERNMENTAL FUNDS
FISCAL YEAR 2016-17

Description 1	2014-15 Actual 2	2015-16 Actual 3	2016-17 Recommended Budget 4	2016-17 Adopted Budget 5
GENERAL FUND				
01025000 STATE GOVT FUND-SOCIAL SVCS				
MISCELLANEOUS REVENUES				
74123 WORKERS COMP REBATE	15,708	0	0	0
74129 WORKER COMP PAYROLL REIMB	0	514	0	0
78100 SALE OF FIXED ASSETS	20,057	0	0	0
TOTAL MISCELLANEOUS REVENUES	106,474	100,248	41,510	41,510
OTHER FINANCING SOURCES				
86000 OTI-#101 GENERAL FUND	197,467	198,641	234,400	234,400
86026 OTI-#106 LOCAL REVENUE FUND	3,011,091	3,823,361	4,073,564	4,073,564
TOTAL OTHER FINANCING SOURCES	3,208,558	4,022,002	4,307,964	4,307,964
TOTAL STATE GOVT FUND-SOCIAL SVCS	15,741,683	17,560,376	19,907,164	20,874,549
01040000 PUBLIC SAFETY FUND				
LICENSES & PERMITS				
24160 OTHER LICENSES & PERMITS	6,626	12,300	4,500	4,500
24162 BURIAL FEES	173	164	175	175
TOTAL LICENSES & PERMITS	6,799	12,464	4,675	4,675
FINES, FORFEITURES & PENALTIES				
34208 ELECTRONIC MONITOR 1203.016PC	28,909	30,891	29,300	29,300
35230 COURT FINES	0	2	0	0
35255 PARKING CITATION	78	390	50	50
TOTAL FINES, FORFEITURES & PENALTIES	28,987	31,283	29,350	29,350
INTERGOVERNMENTAL REVENUE				
52201 VLF REALIGNMENT	283	0	0	0
52202 VLF REALIGNMENT GROWTH	15,252	25,972	0	0
52206 VLF REALIGNMENT II AB118	82,521	155,760	202,121	202,121
52390 REALIGN-SOC SVCS PROGRAMS	4,856	35,263	76,370	76,370
52542 LOCAL DETENTION FACILITY	47,067	47,036	43,000	43,000
52819 STATE-LAW ENFORCEMENT FUNDING	48,420	67,139	61,000	61,000
52820 PUBLIC SAFETY SALES TAX	1,781,534	0	0	0
52875 STATE OTHER	69,043	120,080	121,239	29,125
52881 POST REIMBURSEMENT	25,715	5,753	19,500	19,500
52906 STATE OES REVENUE	5,770	28,054	65,000	68,000
52912 ST OTHER - BOATING	74,775	75,374	113,488	194,457
52915 STATE BD OF CORRECTIONS	27,025	29,900	27,700	27,700
54471 FEDERAL-OTHER	17,087	14,652	16,200	16,200
54472 FEDERAL-GRANT	16,047	26,855	20,500	20,500
54475 FEDERAL HOMELAND SECURITY	93,545	44,739	103,877	103,877
54614 SBCC GRANT	5,957	0	0	0

COUNTY OF GLENN
DETAIL OF ADDITIONAL FINANCING SOURCES BY FUND & ACCOUNT
GOVERNMENTAL FUNDS
FISCAL YEAR 2016-17

Description 1	2014-15 Actual 2	2015-16 Actual 3	2016-17 Recommended Budget 4	2016-17 Adopted Budget 5
GENERAL FUND				
01040000 PUBLIC SAFETY FUND				
INTERGOVERNMENTAL REVENUE				
54616 FEDERAL CHALLENGE GRANT	69,108	0	0	0
54621 US FISH & WILDLIFE	0	0	2,500	2,500
TOTAL INTERGOVERNMENTAL REVENUE	2,384,005	676,577	872,495	864,350
CHARGES FOR CURRENT SERVICES				
61500 NEEDHAM REPEATER	1,429	1,400	1,651	1,651
62500 CIVIL PROCESS FEES	16,230	16,732	25,000	25,000
62765 PROBATION SUPERVISION FEE	37,036	32,806	37,000	37,000
62850 CIVIL FEES	4,470	5,000	0	0
62858 DRUG COURT FEES	20,531	17,586	20,200	20,200
62859 EXPULSION APPLICATION FEE	0	1,017	0	0
62860 ELECTRONIC MONITOR APP FEE	1,609	1,472	1,600	1,600
64250 LAW ENFORCEMENT SVCS	20,003	60,199	65,637	71,990
64251 DISPATCH FEES	186,000	186,000	186,000	186,000
64252 FINGERPRINT FEES	1,008	1,369	800	800
65602 MAINT OF PRISONERS	24,527	19,686	17,800	17,800
65603 BOOKING FEES	0	113	0	0
65604 INCARCARATION COSTS	1,669	1,181	3,000	3,000
65605 INMATE MEDICAL REIMB	1,118	699	1,500	1,500
66250 INTERNAL COST ALLOCATION	1,146	0	0	0
66550 OTHER CHARGES FOR SERVICES	43,240	12,081	8,675	8,675
66551 ADMINISTRATION FEES	25	175	125	125
67032 INTER REV-#453 CRIMINAL FAC	120,000	120,000	120,000	120,000
67083 INTER REV-#472 INMATE WELFARE	50,000	50,000	50,000	50,000
TOTAL CHARGES FOR CURRENT SERVICES	530,041	527,516	538,988	545,341
MISCELLANEOUS REVENUES				
74112 MISCELLANEOUS REVENUE	997	31	0	0
74118 REFUNDS & REBATES	239	120	0	0
74121 A-87 COST ALLOC REBATE	2,533	0	14,375	14,375
74123 WORKERS COMP REBATE	10,934	0	0	0
74129 WORKER COMP PAYROLL REIMB	55,958	43,093	0	0
74130 SUBROGATION & RECOVERY	1,096	405	0	0
74140 BAD CHECK RECOVERY	0	25	0	0
78100 SALE OF FIXED ASSETS	1,720	265	0	0
TOTAL MISCELLANEOUS REVENUES	73,477	43,939	14,375	14,375
OTHER FINANCING SOURCES				
86000 OTI-#101 GENERAL FUND	7,963,680	7,600,000	8,500,000	10,825,938
86001 OTI-#102 STATE GOVT FUND	0	0	6,000	6,000
86003 OTI-#104 PUBLIC SAFETY	33,824	0	60,000	60,000

COUNTY OF GLENN
DETAIL OF ADDITIONAL FINANCING SOURCES BY FUND & ACCOUNT
GOVERNMENTAL FUNDS
FISCAL YEAR 2016-17

Description 1	2014-15 Actual 2	2015-16 Actual 3	2016-17 Recommended Budget 4	2016-17 Adopted Budget 5
GENERAL FUND				
01040000 PUBLIC SAFETY FUND				
OTHER FINANCING SOURCES				
86015 OTI-PUBLIC SAFETY SALES TAX	0	1,813,890	1,775,675	1,775,675
86022 OTI-#105 SPEC REV FUND	587,545	511,811	474,000	474,000
TOTAL OTHER FINANCING SOURCES	8,585,049	9,925,701	10,815,675	13,141,613
SPECIAL ITEMS				
91000 INTRAFUND TRANSFERS	3,906	51,248	54,000	54,000
TOTAL SPECIAL ITEMS	3,906	51,248	54,000	54,000
TOTAL PUBLIC SAFETY FUND	11,612,264	11,268,728	12,329,558	14,653,704
01051080 SAFETY PROJECTS				
USE OF MONEY & PROPERTY				
44300 INTEREST	130	122	0	0
TOTAL USE OF MONEY & PROPERTY	130	122	0	0
MISCELLANEOUS REVENUES				
74114 DONATIONS	51,000	51,000	0	0
TOTAL MISCELLANEOUS REVENUES	51,000	51,000	0	0
TOTAL SAFETY PROJECTS	51,130	51,122	0	0
01052000 DEVELOPMENT IMPACT FEES				
USE OF MONEY & PROPERTY				
44300 INTEREST	565	699	0	0
TOTAL USE OF MONEY & PROPERTY	565	699	0	0
TOTAL DEVELOPMENT IMPACT FEES	565	699	0	0
01052125 JAIL SLESA				
USE OF MONEY & PROPERTY				
44300 INTEREST	0	13	0	0
TOTAL USE OF MONEY & PROPERTY	0	13	0	0
INTERGOVERNMENTAL REVENUE				
52206 VLF REALIGNMENT II AB118	8,697	10,053	9,208	9,208
TOTAL INTERGOVERNMENTAL REVENUE	8,697	10,053	9,208	9,208
TOTAL JAIL SLESA	8,697	10,066	9,208	9,208

COUNTY OF GLENN
DETAIL OF ADDITIONAL FINANCING SOURCES BY FUND & ACCOUNT
GOVERNMENTAL FUNDS
FISCAL YEAR 2016-17

Description 1	2014-15 Actual 2	2015-16 Actual 3	2016-17 Recommended Budget 4	2016-17 Adopted Budget 5
GENERAL FUND				
01052127 DEA H&S GRANT				
INTERGOVERNMENTAL REVENUE				
54471 FEDERAL-OTHER	99,220	40,000	50,000	50,000
TOTAL INTERGOVERNMENTAL REVENUE	99,220	40,000	50,000	50,000
TOTAL DEA H&S GRANT	99,220	40,000	50,000	50,000
01052130 SHERIFF-HC DONATIONS				
MISCELLANEOUS REVENUES				
74114 DONATIONS	0	0	200	200
TOTAL MISCELLANEOUS REVENUES	0	0	200	200
TOTAL SHERIFF-HC DONATIONS	0	0	200	200
01052134 LAW ENFORCEMENT DONATION				
USE OF MONEY & PROPERTY				
44300 INTEREST	5	5	0	0
TOTAL USE OF MONEY & PROPERTY	5	5	0	0
TOTAL LAW ENFORCEMENT DONATION	5	5	0	0
01052135 K-9 DONATION 2010-11				
MISCELLANEOUS REVENUES				
74123 WORKERS COMP REBATE	5	0	0	0
TOTAL MISCELLANEOUS REVENUES	5	0	0	0
TOTAL K-9 DONATION 2010-11	5	0	0	0
01052545 LAW ENFORCEMENT DISCRETIONARY				
USE OF MONEY & PROPERTY				
44300 INTEREST	494	368	0	0
TOTAL USE OF MONEY & PROPERTY	494	368	0	0
INTERGOVERNMENTAL REVENUE				
52819 STATE-LAW ENFORCEMENT FUNDING	532,622	509,888	450,000	450,000
TOTAL INTERGOVERNMENTAL REVENUE	532,622	509,888	450,000	450,000
TOTAL LAW ENFORCEMENT DISCRETIONARY	533,117	510,256	450,000	450,000

COUNTY OF GLENN
DETAIL OF ADDITIONAL FINANCING SOURCES BY FUND & ACCOUNT
GOVERNMENTAL FUNDS
FISCAL YEAR 2016-17

Description 1	2014-15 Actual 2	2015-16 Actual 3	2016-17 Recommended Budget 4	2016-17 Adopted Budget 5
GENERAL FUND				
01052550 COUNTY SLESF				
USE OF MONEY & PROPERTY				
44300 INTEREST	(77)	317	0	0
TOTAL USE OF MONEY & PROPERTY	(77)	317	0	0
INTERGOVERNMENTAL REVENUE				
52206 VLF REALIGNMENT II AB118	113,105	116,255	100,000	100,000
TOTAL INTERGOVERNMENTAL REVENUE	113,105	116,255	100,000	100,000
MISCELLANEOUS REVENUES				
74123 WORKERS COMP REBATE	228	0	0	0
TOTAL MISCELLANEOUS REVENUES	228	0	0	0
TOTAL COUNTY SLESF	113,256	116,572	100,000	100,000
01052552 D.A. SLESF				
USE OF MONEY & PROPERTY				
44300 INTEREST	50	64	50	50
TOTAL USE OF MONEY & PROPERTY	50	64	50	50
INTERGOVERNMENTAL REVENUE				
52206 VLF REALIGNMENT II AB118	8,697	10,053	6,500	6,500
TOTAL INTERGOVERNMENTAL REVENUE	8,697	10,053	6,500	6,500
TOTAL D.A. SLESF	8,747	10,117	6,550	6,550
01052558 COMM CORR PERFORM INCENTIVE				
USE OF MONEY & PROPERTY				
44300 INTEREST	1,021	1,278	0	0
TOTAL USE OF MONEY & PROPERTY	1,021	1,278	0	0
INTERGOVERNMENTAL REVENUE				
52521 STATE BOARD OF CORRECTIONS	261,896	139,754	200,000	200,000
TOTAL INTERGOVERNMENTAL REVENUE	261,896	139,754	200,000	200,000
MISCELLANEOUS REVENUES				
74123 WORKERS COMP REBATE	31	0	0	0
TOTAL MISCELLANEOUS REVENUES	31	0	0	0
TOTAL COMM CORR PERFORM INCENTIVE	262,948	141,032	200,000	200,000

COUNTY OF GLENN
DETAIL OF ADDITIONAL FINANCING SOURCES BY FUND & ACCOUNT
GOVERNMENTAL FUNDS
FISCAL YEAR 2016-17

Description 1	2014-15 Actual 2	2015-16 Actual 3	2016-17 Recommended Budget 4	2016-17 Adopted Budget 5
GENERAL FUND				
01052570 DMV SURCHARGE				
USE OF MONEY & PROPERTY				
44300 INTEREST	168	179	0	0
TOTAL USE OF MONEY & PROPERTY	168	179	0	0
INTERGOVERNMENTAL REVENUE				
52911 DMV REGISTRATION FEE	30,294	30,437	24,000	24,000
TOTAL INTERGOVERNMENTAL REVENUE	30,294	30,437	24,000	24,000
TOTAL DMV SURCHARGE	30,462	30,617	24,000	24,000
01052600 CO DNA ID PROP 69				
FINES, FORFEITURES & PENALTIES				
35230 COURT FINES	22,200	18,957	22,000	22,000
TOTAL FINES, FORFEITURES & PENALTIES	22,200	18,957	22,000	22,000
USE OF MONEY & PROPERTY				
44300 INTEREST	265	272	100	100
TOTAL USE OF MONEY & PROPERTY	265	272	100	100
TOTAL CO DNA ID PROP 69	22,465	19,229	22,100	22,100
01052601 ST DNA ID PROP 69				
FINES, FORFEITURES & PENALTIES				
35230 COURT FINES	7,400	6,319	7,500	7,500
TOTAL FINES, FORFEITURES & PENALTIES	7,400	6,319	7,500	7,500
USE OF MONEY & PROPERTY				
44300 INTEREST	4	2	5	5
TOTAL USE OF MONEY & PROPERTY	4	2	5	5
TOTAL ST DNA ID PROP 69	7,403	6,321	7,505	7,505
01052602 ST DNA ID 76104.7GC				
FINES, FORFEITURES & PENALTIES				
35230 COURT FINES	113,288	98,200	115,000	115,000
TOTAL FINES, FORFEITURES & PENALTIES	113,288	98,200	115,000	115,000

COUNTY OF GLENN
DETAIL OF ADDITIONAL FINANCING SOURCES BY FUND & ACCOUNT
 GOVERNMENTAL FUNDS
 FISCAL YEAR 2016-17

Description 1	2014-15 Actual 2	2015-16 Actual 3	2016-17 Recommended Budget 4	2016-17 Adopted Budget 5
GENERAL FUND				
01052602 ST DNA ID 76104.7GC				
USE OF MONEY & PROPERTY				
44300 INTEREST	54	36	15	15
TOTAL USE OF MONEY & PROPERTY	54	36	15	15
TOTAL ST DNA ID 76104.7GC	113,342	98,236	115,015	115,015
01053440 PROPERTY CHARACTERISTICS				
USE OF MONEY & PROPERTY				
44300 INTEREST	35	53	0	0
TOTAL USE OF MONEY & PROPERTY	35	53	0	0
CHARGES FOR CURRENT SERVICES				
61100 ASSMT & COLLECTION FEES	0	70	0	0
66550 OTHER CHARGES FOR SERVICES	6,587	6,871	6,000	6,000
TOTAL CHARGES FOR CURRENT SERVICES	6,587	6,941	6,000	6,000
TOTAL PROPERTY CHARACTERISTICS	6,622	6,994	6,000	6,000
01054110 JUVENILE FACILITY DONATION				
USE OF MONEY & PROPERTY				
44300 INTEREST	1	1	0	0
TOTAL USE OF MONEY & PROPERTY	1	1	0	0
TOTAL JUVENILE FACILITY DONATION	1	1	0	0
01054380 RECORDERS MODERNIZATION				
USE OF MONEY & PROPERTY				
44300 INTEREST	91	155	0	0
TOTAL USE OF MONEY & PROPERTY	91	155	0	0
CHARGES FOR CURRENT SERVICES				
64320 RECORDING FEES	30,685	33,892	30,000	30,000
TOTAL CHARGES FOR CURRENT SERVICES	30,685	33,892	30,000	30,000
TOTAL RECORDERS MODERNIZATION	30,776	34,047	30,000	30,000

COUNTY OF GLENN
DETAIL OF ADDITIONAL FINANCING SOURCES BY FUND & ACCOUNT
 GOVERNMENTAL FUNDS
 FISCAL YEAR 2016-17

Description 1	2014-15 Actual 2	2015-16 Actual 3	2016-17 Recommended Budget 4	2016-17 Adopted Budget 5
GENERAL FUND				
01054385 SOC SECURITY REDACTION TRUST				
USE OF MONEY & PROPERTY				
44300 INTEREST	60	76	0	0
TOTAL USE OF MONEY & PROPERTY	60	76	0	0
CHARGES FOR CURRENT SERVICES				
64320 RECORDING FEES	5,219	5,529	5,000	5,000
TOTAL CHARGES FOR CURRENT SERVICES	5,219	5,529	5,000	5,000
TOTAL SOC SECURITY REDACTION TRUST	5,279	5,605	5,000	5,000
01054400 DRUG ENFORCEMENT				
USE OF MONEY & PROPERTY				
44300 INTEREST	337	247	0	0
TOTAL USE OF MONEY & PROPERTY	337	247	0	0
MISCELLANEOUS REVENUES				
74128 SEIZURE	56,407	0	0	0
TOTAL MISCELLANEOUS REVENUES	56,407	0	0	0
TOTAL DRUG ENFORCEMENT	56,744	247	0	0
01054401 FEDERAL SEIZURE				
USE OF MONEY & PROPERTY				
44300 INTEREST	49	50	49	49
TOTAL USE OF MONEY & PROPERTY	49	50	49	49
TOTAL FEDERAL SEIZURE	49	50	49	49
01054404 DRUG ABUSE/GANG ACTIVITY				
USE OF MONEY & PROPERTY				
44300 INTEREST	84	85	84	84
TOTAL USE OF MONEY & PROPERTY	84	85	84	84
MISCELLANEOUS REVENUES				
74128 SEIZURE	2,432	0	0	0
TOTAL MISCELLANEOUS REVENUES	2,432	0	0	0
TOTAL DRUG ABUSE/GANG ACTIVITY	2,516	85	84	84

COUNTY OF GLENN
DETAIL OF ADDITIONAL FINANCING SOURCES BY FUND & ACCOUNT
GOVERNMENTAL FUNDS
FISCAL YEAR 2016-17

Description 1	2014-15 Actual 2	2015-16 Actual 3	2016-17 Recommended Budget 4	2016-17 Adopted Budget 5
GENERAL FUND				
01054406 GLNTF FORFEITURE				
USE OF MONEY & PROPERTY				
44300 INTEREST	73	46	73	73
TOTAL USE OF MONEY & PROPERTY	73	46	73	73
MISCELLANEOUS REVENUES				
74128 SEIZURE	10,682	0	10,000	10,000
74130 SUBROGATION & RECOVERY	0	225	0	0
TOTAL MISCELLANEOUS REVENUES	10,682	225	10,000	10,000
OTHER FINANCING SOURCES				
86000 OTI-#101 GENERAL FUND	0	44,356	0	0
TOTAL OTHER FINANCING SOURCES	0	44,356	0	0
TOTAL GLNTF FORFEITURE	10,755	44,628	10,073	10,073
01054407 GLINTF FEDERAL FORFEITURE				
USE OF MONEY & PROPERTY				
44300 INTEREST	267	300	100	100
TOTAL USE OF MONEY & PROPERTY	267	300	100	100
INTERGOVERNMENTAL REVENUE				
54478 FEDERAL-DEPT OF JUSTICE	0	20,673	0	0
TOTAL INTERGOVERNMENTAL REVENUE	0	20,673	0	0
TOTAL GLINTF FEDERAL FORFEITURE	267	20,973	100	100
01054410 INVESTIGATION VEHICLES				
USE OF MONEY & PROPERTY				
44300 INTEREST	11	11	11	11
TOTAL USE OF MONEY & PROPERTY	11	11	11	11
TOTAL INVESTIGATION VEHICLES	11	11	11	11
01054420 D.A. SEIZURE				
USE OF MONEY & PROPERTY				
44300 INTEREST	94	99	50	50
TOTAL USE OF MONEY & PROPERTY	94	99	50	50

COUNTY OF GLENN
DETAIL OF ADDITIONAL FINANCING SOURCES BY FUND & ACCOUNT
GOVERNMENTAL FUNDS
FISCAL YEAR 2016-17

Description 1	2014-15 Actual 2	2015-16 Actual 3	2016-17 Recommended Budget 4	2016-17 Adopted Budget 5
GENERAL FUND				
01054420 D.A. SEIZURE				
MISCELLANEOUS REVENUES				
74128 SEIZURE	9,211	0	10,000	10,000
TOTAL MISCELLANEOUS REVENUES	9,211	0	10,000	10,000
TOTAL D.A. SEIZURE	9,305	99	10,050	10,050
01054425 ENV/CONSUMER PROTECTION				
USE OF MONEY & PROPERTY				
44300 INTEREST	1	16	1	1
TOTAL USE OF MONEY & PROPERTY	1	16	1	1
MISCELLANEOUS REVENUES				
74111 SETTLEMENT	6,250	0	0	0
TOTAL MISCELLANEOUS REVENUES	6,250	0	0	0
TOTAL ENV/CONSUMER PROTECTION	6,251	16	1	1
01054840 MEMORIAL HALL				
USE OF MONEY & PROPERTY				
44300 INTEREST	54	61	0	0
44320 RENTS & CONCESSIONS	30,804	28,481	26,442	26,442
TOTAL USE OF MONEY & PROPERTY	30,858	28,542	26,442	26,442
TOTAL MEMORIAL HALL	30,858	28,542	26,442	26,442
01054890 MICROGRAPHICS CONVERSION				
USE OF MONEY & PROPERTY				
44300 INTEREST	23	32	0	0
TOTAL USE OF MONEY & PROPERTY	23	32	0	0
CHARGES FOR CURRENT SERVICES				
66552 MISCELLANEOUS REVENUE	5,582	5,977	4,800	4,800
TOTAL CHARGES FOR CURRENT SERVICES	5,582	5,977	4,800	4,800
TOTAL MICROGRAPHICS CONVERSION	5,605	6,009	4,800	4,800

COUNTY OF GLENN
DETAIL OF ADDITIONAL FINANCING SOURCES BY FUND & ACCOUNT
GOVERNMENTAL FUNDS
FISCAL YEAR 2016-17

Description 1	2014-15 Actual 2	2015-16 Actual 3	2016-17 Recommended Budget 4	2016-17 Adopted Budget 5
GENERAL FUND				
01055340 CHILD SUPPORT SERVICES				
USE OF MONEY & PROPERTY				
44300 INTEREST	372	177	0	0
TOTAL USE OF MONEY & PROPERTY	372	177	0	0
INTERGOVERNMENTAL REVENUE				
52315 ST-CHILD SUPPORT ADMIN	276,599	275,282	270,141	270,141
54110 FED CHILD SUPPORT ADMIN	459,869	458,932	524,392	524,392
TOTAL INTERGOVERNMENTAL REVENUE	736,468	734,214	794,533	794,533
MISCELLANEOUS REVENUES				
74119 PERS REBATE	2,326	0	0	0
74123 WORKERS COMP REBATE	441	0	0	0
TOTAL MISCELLANEOUS REVENUES	2,767	0	0	0
TOTAL CHILD SUPPORT SERVICES	739,606	734,391	794,533	794,533
03380000 PUBLIC SAFETY AUGMENTATION				
INTERGOVERNMENTAL REVENUE				
52922 STATE-PUBLIC SAFETY S	1,833,278	1,867,253	1,830,000	1,830,000
TOTAL INTERGOVERNMENTAL REVENUE	1,833,278	1,867,253	1,830,000	1,830,000
TOTAL PUBLIC SAFETY AUGMENTATION	1,833,278	1,867,253	1,830,000	1,830,000
03485000 CWS/CMS TRAINING PROJECT				
INTERGOVERNMENTAL REVENUE				
56200 OTHER GOVT AGENCIES	287,385	276,501	258,863	258,863
TOTAL INTERGOVERNMENTAL REVENUE	287,385	276,501	258,863	258,863
TOTAL CWS/CMS TRAINING PROJECT	287,385	276,501	258,863	258,863
03540000 ANIMAL ADOPTION FEE				
CHARGES FOR CURRENT SERVICES				
66550 OTHER CHARGES FOR SERVICES	3,120	1,080	800	800
TOTAL CHARGES FOR CURRENT SERVICES	3,120	1,080	800	800
TOTAL ANIMAL ADOPTION FEE	3,120	1,080	800	800

COUNTY OF GLENN
DETAIL OF ADDITIONAL FINANCING SOURCES BY FUND & ACCOUNT
GOVERNMENTAL FUNDS
FISCAL YEAR 2016-17

Description 1	2014-15 Actual 2	2015-16 Actual 3	2016-17 Recommended Budget 4	2016-17 Adopted Budget 5
GENERAL FUND				
04100000 LAW LIBRARY				
USE OF MONEY & PROPERTY				
44300 INTEREST	161	168	50	50
TOTAL USE OF MONEY & PROPERTY	161	168	50	50
CHARGES FOR CURRENT SERVICES				
62730 CLERK COURT FILING FEES	9,310	8,525	11,000	11,000
TOTAL CHARGES FOR CURRENT SERVICES	9,310	8,525	11,000	11,000
MISCELLANEOUS REVENUES				
74121 A-87 COST ALLOC REBATE	1,492	0	0	0
TOTAL MISCELLANEOUS REVENUES	1,492	0	0	0
TOTAL LAW LIBRARY	10,963	8,692	11,050	11,050
04290000 CHILD DEVELOPMENT PROGRAM				
USE OF MONEY & PROPERTY				
44300 INTEREST	40	35	0	0
TOTAL USE OF MONEY & PROPERTY	40	35	0	0
TOTAL CHILD DEVELOPMENT PROGRAM	40	35	0	0
04350000 MENTAL HEALTH TRUST				
USE OF MONEY & PROPERTY				
44300 INTEREST	42	43	0	0
TOTAL USE OF MONEY & PROPERTY	42	43	0	0
TOTAL MENTAL HEALTH TRUST	42	43	0	0
04450000 TOBACCO CONTROL				
USE OF MONEY & PROPERTY				
44300 INTEREST	208	201	0	0
TOTAL USE OF MONEY & PROPERTY	208	201	0	0
TOTAL TOBACCO CONTROL	208	201	0	0

COUNTY OF GLENN
DETAIL OF ADDITIONAL FINANCING SOURCES BY FUND & ACCOUNT
 GOVERNMENTAL FUNDS
 FISCAL YEAR 2016-17

Description 1	2014-15 Actual 2	2015-16 Actual 3	2016-17 Recommended Budget 4	2016-17 Adopted Budget 5
GENERAL FUND				
04530000 CRIMINAL FAC CONSTRUCTION				
FINES, FORFEITURES & PENALTIES				
35215 CITY PARKING FINES	390	203	250	250
35230 COURT FINES	125,148	103,885	110,000	110,000
TOTAL FINES, FORFEITURES & PENALTIES	125,538	104,088	110,250	110,250
USE OF MONEY & PROPERTY				
44300 INTEREST	174	167	100	100
TOTAL USE OF MONEY & PROPERTY	174	167	100	100
TOTAL CRIMINAL FAC CONSTRUCTION	125,712	104,255	110,350	110,350
04610000 INFANT CAR SEAT LOAN PROGRAM				
FINES, FORFEITURES & PENALTIES				
35230 COURT FINES	2,417	2,497	3,000	3,000
TOTAL FINES, FORFEITURES & PENALTIES	2,417	2,497	3,000	3,000
USE OF MONEY & PROPERTY				
44300 INTEREST	2	5	0	0
TOTAL USE OF MONEY & PROPERTY	2	5	0	0
TOTAL INFANT CAR SEAT LOAN PROGRAM	2,419	2,501	3,000	3,000
04690000 DA INSURANCE FRAUD TRUST				
USE OF MONEY & PROPERTY				
44300 INTEREST	1	1	1	1
TOTAL USE OF MONEY & PROPERTY	1	1	1	1
TOTAL DA INSURANCE FRAUD TRUST	1	1	1	1
04750000 ELECTIONS TRUST				
USE OF MONEY & PROPERTY				
44300 INTEREST	89	106	0	0
TOTAL USE OF MONEY & PROPERTY	89	106	0	0
CHARGES FOR CURRENT SERVICES				
66550 OTHER CHARGES FOR SERVICES	6,300	12,518	0	0
TOTAL CHARGES FOR CURRENT SERVICES	6,300	12,518	0	0
TOTAL ELECTIONS TRUST	6,389	12,624	0	0

COUNTY OF GLENN
DETAIL OF ADDITIONAL FINANCING SOURCES BY FUND & ACCOUNT
 GOVERNMENTAL FUNDS
 FISCAL YEAR 2016-17

Description 1	2014-15 Actual 2	2015-16 Actual 3	2016-17 Recommended Budget 4	2016-17 Adopted Budget 5
GENERAL FUND				
04880000 AIDS EDUCATION				
FINES, FORFEITURES & PENALTIES				
35230 COURT FINES	0	37	0	0
TOTAL FINES, FORFEITURES & PENALTIES	0	37	0	0
USE OF MONEY & PROPERTY				
44300 INTEREST	9	2	0	0
TOTAL USE OF MONEY & PROPERTY	9	2	0	0
TOTAL AIDS EDUCATION	9	38	0	0
04900000 DOMESTIC VIOLENCE TRUST				
FINES, FORFEITURES & PENALTIES				
35230 COURT FINES	3,041	2,965	2,068	2,068
TOTAL FINES, FORFEITURES & PENALTIES	3,041	2,965	2,068	2,068
CHARGES FOR CURRENT SERVICES				
64322 MARRIAGE LICENSE FEES	2,756	3,138	2,657	2,657
TOTAL CHARGES FOR CURRENT SERVICES	2,756	3,138	2,657	2,657
TOTAL DOMESTIC VIOLENCE TRUST	5,797	6,103	4,725	4,725
04940000 AB 2086 STATHAM BILL				
FINES, FORFEITURES & PENALTIES				
35230 COURT FINES	6,808	6,334	0	0
TOTAL FINES, FORFEITURES & PENALTIES	6,808	6,334	0	0
USE OF MONEY & PROPERTY				
44300 INTEREST	153	176	0	0
TOTAL USE OF MONEY & PROPERTY	153	176	0	0
MISCELLANEOUS REVENUES				
74112 MISCELLANEOUS REVENUE	8,683	0	0	0
TOTAL MISCELLANEOUS REVENUES	8,683	0	0	0
TOTAL AB 2086 STATHAM BILL	15,644	6,511	0	0

COUNTY OF GLENN
DETAIL OF ADDITIONAL FINANCING SOURCES BY FUND & ACCOUNT
GOVERNMENTAL FUNDS
FISCAL YEAR 2016-17

Description 1	2014-15 Actual 2	2015-16 Actual 3	2016-17 Recommended Budget 4	2016-17 Adopted Budget 5
GENERAL FUND				
04950000 ALCOHOL ABUSE ED & PREV				
FINES, FORFEITURES & PENALTIES				
35230 COURT FINES	5,271	5,182	0	0
TOTAL FINES, FORFEITURES & PENALTIES	5,271	5,182	0	0
USE OF MONEY & PROPERTY				
44300 INTEREST	149	168	0	0
TOTAL USE OF MONEY & PROPERTY	149	168	0	0
TOTAL ALCOHOL ABUSE ED & PREV	5,420	5,350	0	0
TOTAL GENERAL FUND	59,781,795	65,788,060	72,518,231	77,349,716
SPECIAL REVENUE FUNDS				
01050347 CALWORKS INCENTIVE FUND				
USE OF MONEY & PROPERTY				
44300 INTEREST	245	250	0	0
TOTAL USE OF MONEY & PROPERTY	245	250	0	0
TOTAL CALWORKS INCENTIVE FUND	245	250	0	0
01051000 TITLE III FOREST RESERVES				
USE OF MONEY & PROPERTY				
44300 INTEREST	639	743	275	275
TOTAL USE OF MONEY & PROPERTY	639	743	275	275
INTERGOVERNMENTAL REVENUE				
54460 FEDERAL FOREST RESERVE	22,672	23,160	23,000	23,000
TOTAL INTERGOVERNMENTAL REVENUE	22,672	23,160	23,000	23,000
TOTAL TITLE III FOREST RESERVES	23,311	23,902	23,275	23,275
01051020 BSASRF FEE				
USE OF MONEY & PROPERTY				
44300 INTEREST	2	2	0	0
TOTAL USE OF MONEY & PROPERTY	2	2	0	0

COUNTY OF GLENN
DETAIL OF ADDITIONAL FINANCING SOURCES BY FUND & ACCOUNT
GOVERNMENTAL FUNDS
FISCAL YEAR 2016-17

Description 1	2014-15 Actual 2	2015-16 Actual 3	2016-17 Recommended Budget 4	2016-17 Adopted Budget 5
SPECIAL REVENUE FUNDS				
01051020 BSASRF FEE				
CHARGES FOR CURRENT SERVICES				
66551 ADMINISTRATION FEES	108	139	0	0
TOTAL CHARGES FOR CURRENT SERVICES	108	139	0	0
TOTAL BSASRF FEE	110	141	0	0
01052182 GROUNDWATER GRANT				
LICENSES & PERMITS				
24160 OTHER LICENSES & PERMITS	32,350	18,425	10,000	10,000
TOTAL LICENSES & PERMITS	32,350	18,425	10,000	10,000
INTERGOVERNMENTAL REVENUE				
56200 OTHER GOVT AGENCIES	0	0	200,000	200,000
TOTAL INTERGOVERNMENTAL REVENUE	0	0	200,000	200,000
TOTAL GROUNDWATER GRANT	32,350	18,425	210,000	210,000
01052557 DJJ REALIGNMENT				
USE OF MONEY & PROPERTY				
44300 INTEREST	129	430	0	0
TOTAL USE OF MONEY & PROPERTY	129	430	0	0
INTERGOVERNMENTAL REVENUE				
52824 AB118 REALIGN-PUBLIC SAFETY	75,321	93,202	117,000	117,000
52875 STATE OTHER	0	0	9,794	9,794
TOTAL INTERGOVERNMENTAL REVENUE	75,321	93,202	126,794	126,794
MISCELLANEOUS REVENUES				
74112 MISCELLANEOUS REVENUE	100	0	0	0
74123 WORKERS COMP REBATE	18	0	0	0
TOTAL MISCELLANEOUS REVENUES	118	0	0	0
TOTAL DJJ REALIGNMENT	75,568	93,631	126,794	126,794
01054010 CALIFORNIA WASTE MGMT GRANT				
USE OF MONEY & PROPERTY				
44300 INTEREST	15	1	0	0
TOTAL USE OF MONEY & PROPERTY	15	1	0	0

COUNTY OF GLENN
DETAIL OF ADDITIONAL FINANCING SOURCES BY FUND & ACCOUNT
GOVERNMENTAL FUNDS
FISCAL YEAR 2016-17

Description 1	2014-15 Actual 2	2015-16 Actual 3	2016-17 Recommended Budget 4	2016-17 Adopted Budget 5
SPECIAL REVENUE FUNDS				
01054010 CALIFORNIA WASTE MGMT GRANT				
INTERGOVERNMENTAL REVENUE				
54552 CA WASTE MGMT GRANT	14,684	14,669	16,299	16,299
TOTAL INTERGOVERNMENTAL REVENUE	14,684	14,669	16,299	16,299
TOTAL CALIFORNIA WASTE MGMT GRANT	14,699	14,670	16,299	16,299
01054011 BIO TERRORISM GRANT				
USE OF MONEY & PROPERTY				
44300 INTEREST	114	11	0	0
TOTAL USE OF MONEY & PROPERTY	114	11	0	0
INTERGOVERNMENTAL REVENUE				
52484 STATE HLTH-BIO TERRORISM	59,979	150,794	0	40,011
54472 FEDERAL-GRANT	0	27,097	0	18,738
TOTAL INTERGOVERNMENTAL REVENUE	59,979	177,892	0	58,749
CHARGES FOR CURRENT SERVICES				
67109 INTER REV-#370 REALIGNMENT	0	2,161	0	0
TOTAL CHARGES FOR CURRENT SERVICES	0	2,161	0	0
MISCELLANEOUS REVENUES				
74112 MISCELLANEOUS REVENUE	0	0	0	32
TOTAL MISCELLANEOUS REVENUES	0	0	0	32
OTHER FINANCING SOURCES				
86001 OTI-#102 STATE GOVT FUND	0	1,200	0	0
TOTAL OTHER FINANCING SOURCES	0	1,200	0	0
TOTAL BIO TERRORISM GRANT	60,092	181,263	0	58,781
01054012 MNTL HLTH SVCS ACT FUND				
USE OF MONEY & PROPERTY				
44300 INTEREST	7,130	9,672	0	0
TOTAL USE OF MONEY & PROPERTY	7,130	9,672	0	0
INTERGOVERNMENTAL REVENUE				
52402 MHSA COMM SVCS & SUPPORTS	866,490	1,930,994	2,734,723	2,781,290
52403 MHSA WORKFORCE ED & TRAINING	51,124	109,418	100,000	100,000
52404 PREVENTION & EARLY INTERVENT	534,898	424,824	608,265	608,265
52405 MHSA CAPITAL FACILITY FUNDING	(12)	3,063	0	0

COUNTY OF GLENN
DETAIL OF ADDITIONAL FINANCING SOURCES BY FUND & ACCOUNT
 GOVERNMENTAL FUNDS
 FISCAL YEAR 2016-17

Description 1	2014-15 Actual 2	2015-16 Actual 3	2016-17 Recommended Budget 4	2016-17 Adopted Budget 5
SPECIAL REVENUE FUNDS				
01054012 MNLT HLTH SVCS ACT FUND				
52406 MHSA INNOVATION	96,741	99,415	160,070	160,070
52408 PEI TRAINING,TA,CAPACITY BLDG	(43)	(54)	0	0
52409 MHSA HOUSING	0	(1,411)	100,000	100,000
TOTAL INTERGOVERNMENTAL REVENUE	1,549,198	2,566,249	3,703,058	3,749,625
TOTAL MNLT HLTH SVCS ACT FUND	1,556,327	2,575,920	3,703,058	3,749,625
01054015 HOSP PREPAREDNESS GRANT				
USE OF MONEY & PROPERTY				
44300 INTEREST	198	108	0	0
TOTAL USE OF MONEY & PROPERTY	198	108	0	0
INTERGOVERNMENTAL REVENUE				
54472 FEDERAL-GRANT	79,596	130,257	0	38,850
TOTAL INTERGOVERNMENTAL REVENUE	79,596	130,257	0	38,850
CHARGES FOR CURRENT SERVICES				
67109 INTER REV-#370 REALIGNMENT	2,341	8,809	0	0
TOTAL CHARGES FOR CURRENT SERVICES	2,341	8,809	0	0
MISCELLANEOUS REVENUES				
74112 MISCELLANEOUS REVENUE	613	0	0	17
74121 A-87 COST ALLOC REBATE	822	1,131	0	0
TOTAL MISCELLANEOUS REVENUES	1,435	1,131	0	17
OTHER FINANCING SOURCES				
86001 OTI-#102 STATE GOVT FUND	0	1,418	0	0
TOTAL OTHER FINANCING SOURCES	0	1,418	0	0
TOTAL HOSP PREPAREDNESS GRANT	83,569	141,723	0	38,867
01054025 WIC PROGRAM				
USE OF MONEY & PROPERTY				
44300 INTEREST	0	1	0	0
TOTAL USE OF MONEY & PROPERTY	0	1	0	0
TOTAL WIC PROGRAM	0	1	0	0

COUNTY OF GLENN
DETAIL OF ADDITIONAL FINANCING SOURCES BY FUND & ACCOUNT
GOVERNMENTAL FUNDS
FISCAL YEAR 2016-17

Description 1	2014-15 Actual 2	2015-16 Actual 3	2016-17 Recommended Budget 4	2016-17 Adopted Budget 5
SPECIAL REVENUE FUNDS				
01054045 MOSQUITO ABATEMENT ASSMT AREA				
USE OF MONEY & PROPERTY				
44300 INTEREST	268	674	0	0
TOTAL USE OF MONEY & PROPERTY	268	674	0	0
CHARGES FOR CURRENT SERVICES				
61152 SPECIAL ASSESSMENT	199,707	205,356	205,252	205,252
67109 INTER REV-#370 REALIGNMENT	0	0	0	11,400
TOTAL CHARGES FOR CURRENT SERVICES	199,707	205,356	205,252	216,652
TOTAL MOSQUITO ABATEMENT ASSMT AREA	199,975	206,030	205,252	216,652
01054620 CAL BOAT LAUNCHING				
LICENSES & PERMITS				
24160 OTHER LICENSES & PERMITS	11,109	21,369	20,000	20,000
TOTAL LICENSES & PERMITS	11,109	21,369	20,000	20,000
FINES, FORFEITURES & PENALTIES				
35255 PARKING CITATION	509	770	600	600
TOTAL FINES, FORFEITURES & PENALTIES	509	770	600	600
USE OF MONEY & PROPERTY				
44300 INTEREST	(666)	77	30	30
TOTAL USE OF MONEY & PROPERTY	(666)	77	30	30
TOTAL CAL BOAT LAUNCHING	10,952	22,216	20,630	20,630
01054621 CAL BOAT LAUNCHING				
INTERGOVERNMENTAL REVENUE				
66553 FEDERAL GRANT REVENUE	506,567	0	0	0
TOTAL INTERGOVERNMENTAL REVENUE	506,567	0	0	0
TOTAL CAL BOAT LAUNCHING	506,567	0	0	0
01054680 VITAL & HEALTH STATISTICS				
USE OF MONEY & PROPERTY				
44300 INTEREST	33	40	0	0
TOTAL USE OF MONEY & PROPERTY	33	40	0	0

COUNTY OF GLENN
DETAIL OF ADDITIONAL FINANCING SOURCES BY FUND & ACCOUNT
 GOVERNMENTAL FUNDS
 FISCAL YEAR 2016-17

Description 1	2014-15 Actual 2	2015-16 Actual 3	2016-17 Recommended Budget 4	2016-17 Adopted Budget 5
SPECIAL REVENUE FUNDS				
01054680 VITAL & HEALTH STATISTICS				
CHARGES FOR CURRENT SERVICES				
66552 MISCELLANEOUS REVENUE	3,286	2,814	2,800	2,800
TOTAL CHARGES FOR CURRENT SERVICES	3,286	2,814	2,800	2,800
TOTAL VITAL & HEALTH STATISTICS	3,319	2,854	2,800	2,800
01055011 IHSS PUBLIC AUTHORITY FUND				
USE OF MONEY & PROPERTY				
44300 INTEREST	96	120	0	0
TOTAL USE OF MONEY & PROPERTY	96	120	0	0
INTERGOVERNMENTAL REVENUE				
52300 ST PUB ASST ADMIN	120,053	140,735	147,866	186,859
54100 FED PUB ASSIST ADMIN	115,744	129,452	136,492	172,392
TOTAL INTERGOVERNMENTAL REVENUE	235,797	270,187	284,358	359,251
CHARGES FOR CURRENT SERVICES				
66550 OTHER CHARGES FOR SERVICES	38,595	7,040	5,883	5,883
TOTAL CHARGES FOR CURRENT SERVICES	38,595	7,040	5,883	5,883
TOTAL IHSS PUBLIC AUTHORITY FUND	274,488	277,348	290,241	365,134
01055012 SSD STUART FOUNDATION GRANT				
USE OF MONEY & PROPERTY				
44300 INTEREST	1	1	0	0
TOTAL USE OF MONEY & PROPERTY	1	1	0	0
TOTAL SSD STUART FOUNDATION GRANT	1	1	0	0
01060000 COUNTY LOCAL REVENUE FUND 2011				
INTERGOVERNMENTAL REVENUE				
52824 AB118 REALIGN-PUBLIC SAFETY	456,647	690,145	20,600	20,600
52825 AB109 LOCAL REVENUE FUND	647,871	84,464	945,577	945,577
TOTAL INTERGOVERNMENTAL REVENUE	1,104,518	774,609	966,177	966,177
MISCELLANEOUS REVENUES				
74123 WORKERS COMP REBATE	469	0	0	0
TOTAL MISCELLANEOUS REVENUES	469	0	0	0
TOTAL COUNTY LOCAL REVENUE FUND 2011	1,104,987	774,609	966,177	966,177

COUNTY OF GLENN
DETAIL OF ADDITIONAL FINANCING SOURCES BY FUND & ACCOUNT
GOVERNMENTAL FUNDS
FISCAL YEAR 2016-17

Description 1	2014-15 Actual 2	2015-16 Actual 3	2016-17 Recommended Budget 4	2016-17 Adopted Budget 5
SPECIAL REVENUE FUNDS				
01062136 TRIAL COURT SECURITY				
USE OF MONEY & PROPERTY				
44300 INTEREST	1,354	1,917	1,000	1,000
TOTAL USE OF MONEY & PROPERTY	1,354	1,917	1,000	1,000
INTERGOVERNMENTAL REVENUE				
52824 AB118 REALIGN-PUBLIC SAFETY	517,327	519,669	500,000	500,000
TOTAL INTERGOVERNMENTAL REVENUE	517,327	519,669	500,000	500,000
MISCELLANEOUS REVENUES				
74123 WORKERS COMP REBATE	633	0	0	0
TOTAL MISCELLANEOUS REVENUES	633	0	0	0
TOTAL TRIAL COURT SECURITY	519,315	521,586	501,000	501,000
01064211 BEHAVIORAL HEALTH REALIGNMENT				
INTERGOVERNMENTAL REVENUE				
52453 BEHAV HLTH RLGNMENT 30027.5GC	1,136,342	1,360,250	1,051,396	1,051,396
TOTAL INTERGOVERNMENTAL REVENUE	1,136,342	1,360,250	1,051,396	1,051,396
TOTAL BEHAVIORAL HEALTH REALIGNMENT	1,136,342	1,360,250	1,051,396	1,051,396
01065000 LOCAL REV FUND-HUMAN SVCS				
INTERGOVERNMENTAL REVENUE				
52391 AB118 REALIGN-SOC SVCS	3,974,050	4,069,585	4,073,564	4,073,564
TOTAL INTERGOVERNMENTAL REVENUE	3,974,050	4,069,585	4,073,564	4,073,564
TOTAL LOCAL REV FUND-HUMAN SVCS	3,974,050	4,069,585	4,073,564	4,073,564
01200000 ROAD FUND				
LICENSES & PERMITS				
24130 TRANSPORTATION PERMIT	9,808	9,178	9,500	9,500
24131 ENCROACHMENT PERMIT	11,023	4,204	10,000	10,000
24150 FRANCHISE FEES	0	554	1,000	1,000
TOTAL LICENSES & PERMITS	20,831	13,936	20,500	20,500
USE OF MONEY & PROPERTY				
44300 INTEREST	4,716	3,315	1,759	1,759
44330 ROYALTIES	3,771	1,964	2,345	2,345
TOTAL USE OF MONEY & PROPERTY	8,487	5,279	4,104	4,104

COUNTY OF GLENN
DETAIL OF ADDITIONAL FINANCING SOURCES BY FUND & ACCOUNT
GOVERNMENTAL FUNDS
FISCAL YEAR 2016-17

Description 1	2014-15 Actual 2	2015-16 Actual 3	2016-17 Recommended Budget 4	2016-17 Adopted Budget 5
SPECIAL REVENUE FUNDS				
01200000 ROAD FUND				
INTERGOVERNMENTAL REVENUE				
52100 HIGHWAY USERS TAX	2,740,311	2,237,269	2,286,712	2,286,712
52519 STATE AID-CONSTRUCTION	1,666,705	1,034,675	0	589,127
54460 FEDERAL FOREST RESERVE	129,464	132,427	0	0
54612 FEDERAL ROAD PROJECTS	698,757	192,634	3,231,467	3,343,996
TOTAL INTERGOVERNMENTAL REVENUE	5,235,237	3,597,005	5,518,179	6,219,835
CHARGES FOR CURRENT SERVICES				
62100 PLANNING & ENGINEERING	73,583	65,821	125,000	125,000
64510 ROAD & STREET SERVICE	0	0	250,000	250,000
66550 OTHER CHARGES FOR SERVICES	289,423	390,814	0	10,204
68179 SCRAP METAL SALES	170	0	0	0
TOTAL CHARGES FOR CURRENT SERVICES	363,176	456,635	375,000	385,204
MISCELLANEOUS REVENUES				
74112 MISCELLANEOUS REVENUE	14,082	6,767	5,000	5,000
74119 PERS REBATE	8,141	0	0	0
74121 A-87 COST ALLOC REBATE	0	26,895	0	0
74123 WORKERS COMP REBATE	6,252	0	0	0
78100 SALE OF FIXED ASSETS	3,528	370	0	0
TOTAL MISCELLANEOUS REVENUES	32,003	34,032	5,000	5,000
OTHER FINANCING SOURCES				
86025 OTI-#120 ROAD FUNDS	0	0	1,536,134	1,536,134
86032 OTI-#499 CAD STATE	56,553	208,934	50,000	240,031
TOTAL OTHER FINANCING SOURCES	56,553	208,934	1,586,134	1,776,165
TOTAL ROAD FUND	5,716,287	4,315,821	7,508,917	8,410,808
01203014 ROAD LOCAL TRANSPORTATION FUND				
USE OF MONEY & PROPERTY				
44300 INTEREST	2,348	3,139	0	0
TOTAL USE OF MONEY & PROPERTY	2,348	3,139	0	0
INTERGOVERNMENTAL REVENUE				
52940 RSTP EXCHANGE	312,817	0	312,817	625,634
TOTAL INTERGOVERNMENTAL REVENUE	312,817	0	312,817	625,634
TOTAL ROAD LOCAL TRANSPORTATION FUND	315,165	3,139	312,817	625,634

COUNTY OF GLENN
DETAIL OF ADDITIONAL FINANCING SOURCES BY FUND & ACCOUNT
GOVERNMENTAL FUNDS
FISCAL YEAR 2016-17

Description 1	2014-15 Actual 2	2015-16 Actual 3	2016-17 Recommended Budget 4	2016-17 Adopted Budget 5
SPECIAL REVENUE FUNDS				
01401140 ADVERTISING FUND				
INTERGOVERNMENTAL REVENUE				
56200 OTHER GOVT AGENCIES	2,000	1,000	2,000	2,000
TOTAL INTERGOVERNMENTAL REVENUE	2,000	1,000	2,000	2,000
CHARGES FOR CURRENT SERVICES				
67004 INTER REV-#200 SOLID WASTE	5,000	7,500	7,500	7,500
TOTAL CHARGES FOR CURRENT SERVICES	5,000	7,500	7,500	7,500
OTHER FINANCING SOURCES				
86000 OTI-#101 GENERAL FUND	1,000	1,000	1,000	1,000
TOTAL OTHER FINANCING SOURCES	1,000	1,000	1,000	1,000
TOTAL ADVERTISING FUND	8,000	9,500	10,500	10,500
01602270 FISH & GAME FUND				
FINES, FORFEITURES & PENALTIES				
35230 COURT FINES	1,401	3,643	2,250	2,250
36301 PENALTIES	939	2,486	1,500	1,500
TOTAL FINES, FORFEITURES & PENALTIES	2,340	6,128	3,750	3,750
USE OF MONEY & PROPERTY				
44300 INTEREST	79	82	75	75
TOTAL USE OF MONEY & PROPERTY	79	82	75	75
OTHER FINANCING SOURCES				
86000 OTI-#101 GENERAL FUND	4,200	0	0	0
TOTAL OTHER FINANCING SOURCES	4,200	0	0	0
TOTAL FISH & GAME FUND	6,619	6,210	3,825	3,825
01906020 SUPERINTENDENT OF SCHOOLS				
TAXES				
14010 CURRENT SECURED	160,423	171,762	175,000	175,000
14020 CURRENT UNSECURED	7,899	9,181	9,150	9,150
14030 PRIOR SECURED TAX	(688)	1,656	1,000	1,000
14040 PRIOR UNSECURED TAX	156	345	0	0
14046 SB813 CURRENT SECURED	3,161	2,687	750	750
14048 SB813 PRIOR SECURED	(156)	1,111	750	750
14075 TIMBER TAX	67	0	0	0
TOTAL TAXES	170,860	186,741	186,650	186,650

COUNTY OF GLENN
DETAIL OF ADDITIONAL FINANCING SOURCES BY FUND & ACCOUNT
GOVERNMENTAL FUNDS
FISCAL YEAR 2016-17

Description 1	2014-15 Actual 2	2015-16 Actual 3	2016-17 Recommended Budget 4	2016-17 Adopted Budget 5
SPECIAL REVENUE FUNDS				
01906020 SUPERINTENDENT OF SCHOOLS				
USE OF MONEY & PROPERTY				
44300 INTEREST	1,292	1,467	500	500
TOTAL USE OF MONEY & PROPERTY	1,292	1,467	500	500
INTERGOVERNMENTAL REVENUE				
52580 HOPTR	1,975	1,978	2,000	2,000
52581 PRIOR HOPTR	0	21	0	0
54470 FEDERAL IN-LIEU TAX	770	383	400	400
TOTAL INTERGOVERNMENTAL REVENUE	2,745	2,383	2,400	2,400
TOTAL SUPERINTENDENT OF SCHOOLS	174,897	190,591	189,550	189,550
02210000 UNDERGROUND STORAGE TANKS				
LICENSES & PERMITS				
77100 OTHER PERMITS-UST	8,760	8,775	9,000	9,000
77101 OTHER PERMITS-CUPA	92,208	82,036	93,000	93,000
77102 OTHER PERMITS-AG CUPA	68,699	61,687	72,000	72,000
TOTAL LICENSES & PERMITS	169,667	152,498	174,000	174,000
FINES, FORFEITURES & PENALTIES				
77150 FORFEITURES AND PENALTIES	761	130	3,000	3,000
TOTAL FINES, FORFEITURES & PENALTIES	761	130	3,000	3,000
USE OF MONEY & PROPERTY				
44300 INTEREST	867	899	700	700
TOTAL USE OF MONEY & PROPERTY	867	899	700	700
INTERGOVERNMENTAL REVENUE				
56200 OTHER GOVT AGENCIES	91,772	84,736	60,000	60,000
TOTAL INTERGOVERNMENTAL REVENUE	91,772	84,736	60,000	60,000
MISCELLANEOUS REVENUES				
74112 MISCELLANEOUS REVENUE	1,440	3,330	1,500	1,500
TOTAL MISCELLANEOUS REVENUES	1,440	3,330	1,500	1,500
TOTAL UNDERGROUND STORAGE TANKS	264,507	241,593	239,200	239,200

COUNTY OF GLENN
DETAIL OF ADDITIONAL FINANCING SOURCES BY FUND & ACCOUNT
GOVERNMENTAL FUNDS
FISCAL YEAR 2016-17

Description 1	2014-15 Actual 2	2015-16 Actual 3	2016-17 Recommended Budget 4	2016-17 Adopted Budget 5
SPECIAL REVENUE FUNDS				
02220000 VEGETATION & ENVIRONMNTL MGMT				
USE OF MONEY & PROPERTY				
44300 INTEREST	132	140	130	130
TOTAL USE OF MONEY & PROPERTY	132	140	130	130
CHARGES FOR CURRENT SERVICES				
62306 AG SRVS-OTHER	747	469	200	200
62307 AG SRVS-ROAD	119,597	133,652	137,029	137,029
TOTAL CHARGES FOR CURRENT SERVICES	120,344	134,121	137,229	137,229
TOTAL VEGETATION & ENVIRONMNTL MGMT	120,476	134,260	137,359	137,359
02224170 TRI COUNTY BEE				
USE OF MONEY & PROPERTY				
44300 INTEREST	10	8	3	3
TOTAL USE OF MONEY & PROPERTY	10	8	3	3
CHARGES FOR CURRENT SERVICES				
62300 AGRICULTURAL SERVICES	6,030	5,960	6,299	6,299
TOTAL CHARGES FOR CURRENT SERVICES	6,030	5,960	6,299	6,299
TOTAL TRI COUNTY BEE	6,040	5,968	6,302	6,302
02260000 PUBLIC WORKS ISF				
USE OF MONEY & PROPERTY				
44300 INTEREST	40	(18)	0	0
TOTAL USE OF MONEY & PROPERTY	40	(18)	0	0
CHARGES FOR CURRENT SERVICES				
66250 INTERNAL COST ALLOCATION	928,624	743,969	825,330	825,330
66550 OTHER CHARGES FOR SERVICES	0	0	643,201	643,201
TOTAL CHARGES FOR CURRENT SERVICES	928,624	743,969	1,468,531	1,468,531
MISCELLANEOUS REVENUES				
74112 MISCELLANEOUS REVENUE	43	26	0	0
74118 REFUNDS & REBATES	0	691	0	0
74119 PERS REBATE	4,652	0	0	0
74121 A-87 COST ALLOC REBATE	0	0	228	228

COUNTY OF GLENN
DETAIL OF ADDITIONAL FINANCING SOURCES BY FUND & ACCOUNT
GOVERNMENTAL FUNDS
FISCAL YEAR 2016-17

Description 1	2014-15 Actual 2	2015-16 Actual 3	2016-17 Recommended Budget 4	2016-17 Adopted Budget 5
SPECIAL REVENUE FUNDS				
02260000 PUBLIC WORKS ISF				
74123 WORKERS COMP REBATE	165	0	0	0
74126 SALARY REIMB	0	1,221,073	1,334,745	1,334,745
TOTAL MISCELLANEOUS REVENUES	4,860	1,221,790	1,334,973	1,334,973
TOTAL SPEC REV-PUBLIC WAYS	933,524	1,965,741	2,803,504	2,803,504
02261000 PPWA PERMIT CENTER				
LICENSES & PERMITS				
24120 CONSTRUCTION PERMITS	18,085	23,195	23,360	23,360
24131 ENCROACHMENT PERMIT	275	213	250	250
24160 OTHER LICENSES & PERMITS	2,867	3,479	3,284	3,284
TOTAL LICENSES & PERMITS	21,227	26,887	26,894	26,894
USE OF MONEY & PROPERTY				
44300 INTEREST	81	117	50	50
TOTAL USE OF MONEY & PROPERTY	81	117	50	50
INTERGOVERNMENTAL REVENUE				
52879 STATE GRANT	0	75,249	0	0
TOTAL INTERGOVERNMENTAL REVENUE	0	75,249	0	0
CHARGES FOR CURRENT SERVICES				
62100 PLANNING & ENGINEERING	116,119	273,354	359,123	359,123
66550 OTHER CHARGES FOR SERVICES	962	631	1,500	1,500
TOTAL CHARGES FOR CURRENT SERVICES	117,082	273,985	360,623	360,623
TOTAL PPWA PERMIT CENTER	138,390	376,238	387,567	387,567
02390000 HOME GLENN				
USE OF MONEY & PROPERTY				
44300 INTEREST	42	3,277	40	40
TOTAL USE OF MONEY & PROPERTY	42	3,277	40	40
MISCELLANEOUS REVENUES				
74116 CANCEL STALE CHECKS	0	329	0	0
TOTAL MISCELLANEOUS REVENUES	0	329	0	0
TOTAL HOME GLENN	42	3,606	40	40

COUNTY OF GLENN
DETAIL OF ADDITIONAL FINANCING SOURCES BY FUND & ACCOUNT
 GOVERNMENTAL FUNDS
 FISCAL YEAR 2016-17

Description 1	2014-15 Actual 2	2015-16 Actual 3	2016-17 Recommended Budget 4	2016-17 Adopted Budget 5
SPECIAL REVENUE FUNDS				
02420000 CDBG GLENN 95STBG 896				
USE OF MONEY & PROPERTY				
44300 INTEREST	6,843	7,145	4,400	4,400
TOTAL USE OF MONEY & PROPERTY	6,843	7,145	4,400	4,400
TOTAL CDBG GLENN 95STBG 896	6,843	7,145	4,400	4,400
02800000 BUSINESS ASSIT REVOLVING LOAN				
USE OF MONEY & PROPERTY				
44300 INTEREST	247	65	44	44
TOTAL USE OF MONEY & PROPERTY	247	65	44	44
MISCELLANEOUS REVENUES				
74112 MISCELLANEOUS REVENUE	78	12	6	6
TOTAL MISCELLANEOUS REVENUES	78	12	6	6
TOTAL BUSINESS ASSIT REVOLVING LOAN	325	77	50	50
03400000 REALIGNMENT-SOCIAL SERVICES				
USE OF MONEY & PROPERTY				
44300 INTEREST	745	2,054	0	0
TOTAL USE OF MONEY & PROPERTY	745	2,054	0	0
INTERGOVERNMENTAL REVENUE				
52390 REALIGN-SOC SVCS PROGRAMS	1,314,426	2,919,866	3,244,078	3,244,078
TOTAL INTERGOVERNMENTAL REVENUE	1,314,426	2,919,866	3,244,078	3,244,078
TOTAL REALIGNMENT-SOCIAL SERVICES	1,315,171	2,921,920	3,244,078	3,244,078
03415010 SSD FAMILY SUPPORT REALIGN				
USE OF MONEY & PROPERTY				
44300 INTEREST	746	246	0	0
TOTAL USE OF MONEY & PROPERTY	746	246	0	0
INTERGOVERNMENTAL REVENUE				
52202 VLF REALIGNMENT GROWTH	42,567	0	0	0
52390 REALIGN-SOC SVCS PROGRAMS	652,625	693,088	746,017	746,017
TOTAL INTERGOVERNMENTAL REVENUE	695,192	693,088	746,017	746,017
TOTAL SSD FAMILY SUPPORT REALIGN	695,938	693,335	746,017	746,017

COUNTY OF GLENN
DETAIL OF ADDITIONAL FINANCING SOURCES BY FUND & ACCOUNT
GOVERNMENTAL FUNDS
FISCAL YEAR 2016-17

Description 1	2014-15 Actual 2	2015-16 Actual 3	2016-17 Recommended Budget 4	2016-17 Adopted Budget 5
SPECIAL REVENUE FUNDS				
03420000 HC/CDBG GRANT PROCEEDS				
USE OF MONEY & PROPERTY				
44300 INTEREST	1,239	877	1,200	1,200
TOTAL USE OF MONEY & PROPERTY	1,239	877	1,200	1,200
TOTAL HC/CDBG GRANT PROCEEDS	1,239	877	1,200	1,200
03700000 REALIGNMENT-HEALTH TRUST				
INTERGOVERNMENTAL REVENUE				
52450 SALES TAX REALIGNMENT	97,450	92,468	16,335	16,335
TOTAL INTERGOVERNMENTAL REVENUE	97,450	92,468	16,335	16,335
CHARGES FOR CURRENT SERVICES				
67098 INTER REV-#105 SPEC REVENUE	17,273	0	0	0
TOTAL CHARGES FOR CURRENT SERVICES	17,273	0	0	0
TOTAL REALIGNMENT-HEALTH TRUST	114,723	92,468	16,335	16,335
03714012 REALIGNMENT-MENTAL HEALTH				
INTERGOVERNMENTAL REVENUE				
52420 REALIGN-MENTAL HEALTH	951,744	1,031,896	1,054,408	1,054,408
TOTAL INTERGOVERNMENTAL REVENUE	951,744	1,031,896	1,054,408	1,054,408
TOTAL REALIGNMENT-MENTAL HEALTH	951,744	1,031,896	1,054,408	1,054,408
04990000 COMMUNITY SERVICES PROGRAM				
USE OF MONEY & PROPERTY				
44300 INTEREST	211	802	400	400
TOTAL USE OF MONEY & PROPERTY	211	802	400	400
INTERGOVERNMENTAL REVENUE				
56200 OTHER GOVT AGENCIES	2,454	0	0	0
TOTAL INTERGOVERNMENTAL REVENUE	2,454	0	0	0
CHARGES FOR CURRENT SERVICES				
66552 MISCELLANEOUS REVENUE	5,082	9,467	7,260	8,880
66553 FEDERAL GRANT REVENUE	1,652,765	1,631,470	2,059,506	2,530,977
67004 INTER REV-#200 SOLID WASTE	0	0	12,500	12,500
67005 INTER REV-WILLOWS AIRPORT	0	0	12,500	12,500
67054 INTER REVENUE	3,170	6,343	56,800	56,800

COUNTY OF GLENN
DETAIL OF ADDITIONAL FINANCING SOURCES BY FUND & ACCOUNT
 GOVERNMENTAL FUNDS
 FISCAL YEAR 2016-17

Description 1	2014-15 Actual 2	2015-16 Actual 3	2016-17 Recommended Budget 4	2016-17 Adopted Budget 5
SPECIAL REVENUE FUNDS				
04990000 COMMUNITY SERVICES PROGRAM				
67071 INTER REV-#102 STATE GOV'T	680,750	619,078	613,120	613,120
67110 INTER REV-#225 HLTH SVCS	2,661	0	0	0
TOTAL CHARGES FOR CURRENT SERVICES	2,344,428	2,266,358	2,761,686	3,234,777
MISCELLANEOUS REVENUES				
74112 MISCELLANEOUS REVENUE	7,055	144	0	0
74114 DONATIONS	3,833	0	0	0
74115 JURY FEE RETURNS	45	0	0	0
74119 PERS REBATE	1,861	0	0	0
74121 A-87 COST ALLOC REBATE	0	0	2,625	2,625
74123 WORKERS COMP REBATE	1,527	0	0	0
TOTAL MISCELLANEOUS REVENUES	14,321	144	2,625	2,625
OTHER FINANCING SOURCES				
78100 SALE OF FIXED ASSETS	13,715	0	0	0
86000 OTI-#101 GENERAL FUND	0	0	10,000	10,000
TOTAL OTHER FINANCING SOURCES	13,715	0	10,000	10,000
SPECIAL ITEMS				
91000 INTRAFUND TRANSFERS	1,773,536	1,523,352	1,780,700	1,780,700
TOTAL SPECIAL ITEMS	1,773,536	1,523,352	1,780,700	1,780,700
TOTAL COMMUNITY ACTION	4,148,665	3,790,656	4,555,411	5,028,502
TOTAL SPECIAL REVENUE FUNDS	24,494,862	26,075,446	32,411,966	34,330,273
CAPITAL PROJECTS				
01301130 ACO (CAPITAL OUTLAY) FUND				
USE OF MONEY & PROPERTY				
44300 INTEREST	29	30	10	10
TOTAL USE OF MONEY & PROPERTY	29	30	10	10
TOTAL ACO (CAPITAL OUTLAY) FUND	29	30	10	10
01751135 COURTHOUSE CONSOLIDATION				
USE OF MONEY & PROPERTY				
68115 LAND RENTAL	0	81,000	0	0
TOTAL USE OF MONEY & PROPERTY	0	81,000	0	0
TOTAL COURTHOUSE CONSOLIDATION	0	81,000	0	0

COUNTY OF GLENN
DETAIL OF ADDITIONAL FINANCING SOURCES BY FUND & ACCOUNT
 GOVERNMENTAL FUNDS
 FISCAL YEAR 2016-17

Description 1	2014-15 Actual 2	2015-16 Actual 3	2016-17 Recommended Budget 4	2016-17 Adopted Budget 5
CAPITAL PROJECTS				
01751150 DEPARTMENT RELOCATION				
USE OF MONEY & PROPERTY				
44300 INTEREST	43	44	18	18
TOTAL USE OF MONEY & PROPERTY	43	44	18	18
TOTAL DEPARTMENT RELOCATION	43	44	18	18
TOTAL CAPITAL PROJECTS	72	81,074	28	28
DEBT SERVICE				
01810000 DEBT SERVICE FUND				
OTHER FINANCING SOURCES				
86000 OTI-#101 GENERAL FUND	30,818	29,096	43,688	43,688
86001 OTI-#102 STATE GOVT FUND	0	43,191	43,191	43,191
86003 OTI-#104 PUBLIC SAFETY	45,989	58,307	58,308	58,308
86022 OTI-#105 SPEC REV FUND	0	9,792	9,792	9,792
86024 OTI-#190 SUPT OF SCHOOLS	136,991	140,444	143,691	193,611
86026 OTI-#106 LOCAL REVENUE FUND	0	196	196	196
TOTAL OTHER FINANCING SOURCES	213,798	281,026	298,866	348,786
TOTAL DEBT SERVICE	213,798	281,026	298,866	348,786
TOTAL ALL FUNDS	84,490,527	92,225,606	105,229,091	112,028,803

COUNTY OF GLENN
SUMMARY OF FINANCING USES BY FUNCTION & FUND
GOVERNMENTAL FUNDS
FISCAL YEAR 2016-17

Description 1	2014-15 Actual 2	2015-16 Actual 3	2016-17 Recommended Budget 4	2016-17 Adopted Budget 5
SUMMARIZATION BY FUNCTION				
GENERAL GOVERNMENT	14,219,811	15,014,739	17,478,710	19,378,775
PUBLIC PROTECTION	21,379,855	21,871,506	24,708,947	23,490,207
PUBLIC WAYS & FACILITIES	7,053,853	6,183,497	10,513,582	10,703,613
HEALTH & SANITATION	14,087,267	19,193,428	23,113,095	23,452,993
PUBLIC ASSISTANCE	26,725,508	29,401,833	33,354,965	33,610,255
EDUCATION	528,790	515,817	563,660	600,580
DEBT SERVICE	213,798	281,026	298,866	298,866
TOTAL FINANCING USES BY FUNCTION	84,208,882	92,461,846	110,031,825	111,535,289
APPROPRIATION FOR CONTINGENCY				
CONTINGENCY	0	0	200,000	200,000
TOTAL CONTINGENCY	0	0	200,000	200,000
SUBTOTAL FINANCING USES	84,208,882	92,461,846	110,231,825	111,735,289
PROVISIONS FOR RESERVES & DESIGNATIONS				
GENERAL FUND	1,630,537	453,933	927,673	1,147,456
SPECIAL REVENUE FUNDS	1,871,158	2,636,731	336,101	1,381,676
CAPITAL PROJECTS FUNDS	276	47	0	59
DEBT SERVICE FUNDS	0	0	0	14,155
TOTAL RESERVES & DESIGNATIONS	3,501,971	3,090,711	1,263,774	2,543,345
TOTAL FINANCING USES	87,710,853	95,552,557	111,495,599	114,278,634

COUNTY OF GLENN
SUMMARY OF FINANCING USES BY FUNCTION & FUND
GOVERNMENTAL FUNDS
FISCAL YEAR 2016-17

Description 1	2014-15 Actual 2	2015-16 Actual 3	2016-14 Recommended Budget 4	2016-17 Adopted Budget 5
SUMMARIZATION BY FUND				
GENERAL FUND				
01010000 GENERAL FUND	18,381,997	17,941,207	20,586,501	22,445,574
01020000 STATE GOVT FUND-HEALTH SVCS	10,079,433	13,742,901	17,060,031	17,940,749
01025000 STATE GOVT FUND-SOCIAL SVCS	16,272,033	17,717,033	19,907,164	19,907,164
01040000 PUBLIC SAFETY FUND	12,047,222	12,502,002	14,131,091	13,267,152
01051080 SAFETY PROJECTS	109,718	56,804	42,458	42,458
01052000 DEVELOPMENT IMPACT FEES	12,919	565	0	699
01052125 JAIL SLESA	16,348	13,111	9,208	16,928
01052127 DEA H&S GRANT	50,004	99,589	50,000	50,000
01052129 JAIL SLESF 12/13	4,824	0	0	0
01052130 SHERIFF-HC DONATIONS	0	0	200	200
01052134 LAW ENFORCEMENT DONATION	4	5	15	2,133
01052135 K-9 DONATION 2010-11	1,306	5	0	0
01052545 LAW ENFORCE DISCRETIONARY	532,955	450,494	450,000	510,256
01052550 COUNTY SLESF	100,678	113,173	100,012	116,656
01052552 D.A. SLESF	9,273	2,206	14,000	28,118
01052558 COMM CORR PERFORM INCENTIVE	303,368	230,567	200,000	200,000
01052570 DMV SURCHARGE	32,235	30,462	24,032	30,617
01052600 CO DNA ID PROP 69	46,710	37,811	19,000	23,379
01052601 ST DNA ID PROP 69	7,403	6,321	7,505	7,505
01052602 ST DNA ID 76104.7GC	113,342	98,236	115,015	115,015
01053440 PROPERTY CHARACTERISTICS	5,622	6,622	6,014	6,994
01054110 JUVENILE FACILITY DONATION	1	1	0	1
01054380 RECORDERS MODERNIZATION	32,402	30,776	30,044	34,047
01054385 SOC SECURITY REDACTION TRUST	2,500	2,779	10,000	15,605
01054400 DRUG ENFORCEMENT	3,179	102,849	5,300	5,300
01054401 FEDERAL SEIZURE	41	49	57	99
01054404 DRUG ABUSE/GANG ACTIVITY	5,566	3,571	5,000	5,000
01054406 GLNTF FORFEITURE	32,838	48,901	28,217	26,716
01054407 GLINTF FEDERAL FORFEITURE	148,456	0	10,000	21,073
01054410 INVESTIGATION VEHICLES	0	11	1,907	1,929
01054420 D.A. SEIZURE	769	9,357	20,000	20,097
01054425 ENVIRON/CONSUMER PROTECTION	0	6,251	7	17
01054600 CDBG PUBLIC WORKS 9760	4	0	0	0
01054840 MEMORIAL HALL	30,371	33,811	33,842	31,822
01054890 MICROGRAPHICS CONVERSION	5,742	5,605	4,810	6,009
01055340 CHILD SUPPORT SERVICES	751,234	723,204	794,533	794,533
03380000 PUBLIC SAFETY AUGMENTATION	1,833,278	1,867,253	1,830,000	1,830,000
03485000 CWS/CMS TRAINING PROJECT	490,134	202,222	258,863	340,104

COUNTY OF GLENN
SUMMARY OF FINANCING USES BY FUNCTION & FUND
GOVERNMENTAL FUNDS
FISCAL YEAR 2016-17

Description 1	2014-15 Actual 2	2015-16 Actual 3	2016-14 Recommended Budget 4	2016-17 Adopted Budget 5
SUMMARIZATION BY FUND				
GENERAL FUND CONTINUED				
03540000 ANIMAL ADOPTION FEE	1,240	2,720	800	1,520
04100000 LAW LIBRARY	17,625	16,438	11,050	9,412
04290000 CHILD DEVELOPMENT PROGRAM	12,096	4,015	12	35
04350000 MENTAL HEALTH TRUST	35	42	0	43
04450000 TOBACCO CONTROL	119	208	35	201
04530000 CRIMINAL FAC CONSTRUCTION	122,347	120,762	120,000	120,000
04610000 INFANT CAR SEAT LOAN PROGRAM	2,500	1,664	3,000	3,837
04690000 DA INSURANCE FRAUD	4	5	1	0
04750000 ELECTIONS TRUST	10,502	15,389	330	12,624
04880000 AIDS EDUCATION	44	7,514	0	0
04900000 DOMESTIC VIOLENCE TRUST	4,088	9,770	7,725	7,725
04940000 AB2086 STATHAM BILL	6,429	15,644	3,180	6,511
04950000 ALCOHOL ABUSE EDUCATION	4,818	5,420	2,481	5,350
TOTAL GENERAL FUND	61,645,756	66,285,345	75,903,440	78,011,207
SPECIAL REVENUE FUNDS				
01050347 CALWORKS INCENTIVE	0	50,245	82	250
01051000 TITLE III FOREST RESERVES	24,525	23,311	26,525	47,177
01051020 BUILDING STANDARDS ADMIN FEE	12	110	0	141
01052182 GROUNDWATER GRANT	33,370	27,822	218,790	231,098
01052557 DJJ REALIGNMENT	172,570	94,119	132,330	132,330
01054010 CALIFORNIA WASTE MGMT GRANT	16,235	13,156	16,299	16,300
01054011 BIO TERRORISM GRANT	124,235	175,901	0	1
01054012 MNTL HLTH SVCS ACT FUND	1,556,327	2,575,920	3,703,058	3,749,625
01054015 HOSP PREPAREDNESS GRANT	135,307	128,852	0	0
01054045 MOSQ ABATEMENT ASSMT AREA	171,668	247,301	205,252	229,689
01054600 CDBG PUBLIC WORKS 9760	2	0	0	0
01054621 CAL BOAT LAUNCHING	525,483	25,604	35,100	36,863
01054680 VITAL & HEALTH STATISTICS	3,097	2,816	2,812	3,560
01055011 IHSS PUBLIC AUTHORITY FUND	280,852	297,936	290,241	295,039
01060000 LOCAL REVENUE FUND 2011	1,011,750	1,271,856	1,026,964	1,021,226
01062136 TRIAL COURT SECURITY	568,123	473,324	501,269	592,002
01064211 BEHAVIORAL HEALTH REALIGN	1,002,774	1,592,358	1,051,396	1,155,472
01065000 LOCAL REV FUND-HUMAN SVCS	3,011,091	4,786,319	4,073,564	4,501,731
01200000 ROAD FUND	7,366,308	5,367,986	7,508,917	7,698,948
01203014 ROAD LOCAL TRANSPORTATION	0	0	1,536,134	1,539,273

COUNTY OF GLENN
SUMMARY OF FINANCING USES BY FUNCTION & FUND
GOVERNMENTAL FUNDS
FISCAL YEAR 2016-17

Description 1	2014-15 Actual 2	2015-16 Actual 3	2016-14 Recommended Budget 4	2016-17 Adopted Budget 5
SUMMARIZATION BY FUND				
SPECIAL REVENUE FUNDS CONTINUED				
01400000 ADVERTISING FUND	7,040	11,457	15,000	15,000
01600000 FISH & GAME FUND	7,372	12,340	15,530	15,530
01900000 SUPERINTENDENT OF SCHOOLS	136,991	251,916	205,701	206,492
02210000 UNDERGROUND STORAGE TANKS	256,483	508,223	275,105	275,105
02220000 VEGETATION & ENVIRON MGMT	108,378	211,072	137,359	137,359
02224170 TRI COUNTY BEE	6,279	7,450	6,302	6,302
02260000 PUBLIC WORKS AGENCY	997,637	2,054,630	2,865,933	2,843,562
02261000 PPWA PERMIT CENTER	138,170	380,867	387,567	394,492
02390000 HOME GLENN	0	42	2,519	3,626
02420000 CDBG GLENN 95STBG 896	3,170	3,673	53,000	53,000
02800000 BUSINESS ASSIT REVOLVING LOAN	0	325	2,050	2,050
03400000 REALIGNMENT-SOCIAL SERVICES	1,314,426	2,670,333	3,990,095	3,495,666
03415010 SSD FAMILY SUPPORT REALIGN	935,840	666,269	746,017	773,318
03420000 HC/CDBG GRANT PROCEEDS	21,101	13,243	7,000	7,000
03700000 REALIGNMENT-HEALTH TRUST	532,538	166,938	61,910	119,616
03710000 REALIGNMENT-MENTAL HEALTH	951,744	1,011,557	1,054,408	1,074,747
04990000 COMMUNITY SERVICES PROGRAM	4,430,125	3,860,868	4,621,964	4,958,307
TOTAL SPECIAL REVENUE FUNDS	25,851,023	28,986,139	34,776,193	35,631,897
CAPITAL PROJECT FUNDS				
01301130 ACO (CAPITAL OUTLAY) FUND	25	29	0	15
01751135 COURTHOUSE CONSOLIDATION	0	0	500,000	305,350
01751150 DEPARTMENT RELOCATION	251	18	17,100	17,144
TOTAL CAPITAL PROJECT FUNDS	276	47	517,100	322,509
DEBT SERVICE FUNDS				
01810000 DEBT SERVICE FUND	213,798	281,026	298,866	313,021
TOTAL DEBT SERVICE FUND	213,798	281,026	298,866	313,021
TOTAL FINANCING USES	87,710,853	95,552,557	111,495,599	114,278,634

COUNTY OF GLENN
DETAIL OF FINANCING USES BY FUNCTION, ACTIVITY & BUDGET UNIT
 GOVERNMENTAL FUNDS
 FISCAL YEAR 2016-17

Function, Activity and Budget Unit 1	2014-15 Actual 2	2015-16 Actual 3	2016-17 Recommended Budget 4	2016-17 Adopted Budget 5
GENERAL GOVERNMENT				
LEGISLATIVE & ADMINISTRATIVE				
01011010 BOARD OF SUPERVISORS	410,261	426,726	463,968	463,968
01011013 COUNTY ADMINISTRATIVE OFFICER	11,703	12,987	14,641	14,641
01011020 CLERK OF THE BOARD	194,108	224,554	204,590	204,590
01011051 ANNUAL AUDIT	55,381	77,327	89,550	89,550
TOTAL LEGISLATIVE & ADMINISTRATIVE	671,453	741,594	772,749	772,749
FINANCE				
01011040 DEPARTMENT OF FINANCE	921,125	996,579	1,073,824	1,073,824
01011070 ASSESSOR	941,335	959,949	1,049,907	1,049,907
01053440 PROPERTY CHARACTERISTICS	5,622	6,622	6,014	6,994
TOTAL FINANCE	1,868,082	1,963,150	2,129,745	2,130,725
COUNSEL				
01011080 COUNTY COUNSEL	244,205	276,934	288,778	288,778
04100000 LAW LIBRARY	17,625	16,438	11,050	9,412
TOTAL COUNSEL	261,830	293,372	299,828	298,190
PERSONNEL				
01011090 PERSONNEL DEPARTMENT	483,008	364,404	397,658	397,658
TOTAL PERSONNEL	483,008	364,404	397,658	397,658
ELECTIONS				
01011100 GENERAL & SPECIAL ELECTIONS	280,586	313,034	225,129	225,129
04750000 ELECTIONS TRUST	10,502	15,389	330	12,624
TOTAL ELECTIONS	291,088	328,423	225,459	237,753
PROPERTY				
01011121 IN-HOUSE PROJECTS	40,639	111,783	523,729	329,079
01011124 COURT FACILITIES	64,403	64,403	64,403	64,403
01054620 CAL BOAT LAUNCHING	18,915	25,604	35,100	36,863

COUNTY OF GLENN
DETAIL OF FINANCING USES BY FUNCTION, ACTIVITY & BUDGET UNIT
GOVERNMENTAL FUNDS
FISCAL YEAR 2016-17

Function, Activity and Budget Unit 1	2014-15 Actual 2	2015-16 Actual 3	2016-17 Recommended Budget 4	2016-17 Adopted Budget 5
GENERAL GOVERNMENT				
PROPERTY				
01054621 ORD BEND LAUNCHING FACILITY	506,567	0	0	0
01054840 MEMORIAL HALL	30,371	33,811	33,842	31,822
02261100 COUNTY SERVICES-FACILITIES DIV	0	877,296	961,349	961,349
TOTAL PROPERTY	660,895	1,112,897	1,618,423	1,423,516
PLANT ACQUISITION				
01052000 DEVELOPMENT IMPACT FEES	12,919	565	0	699
01301130 ACCUMULATED CAPITAL OUTLAY	25	29	0	15
01751135 COURT CONSOLIDATION	0	0	500,000	305,350
01751150 DEPARTMENT RELOCATION	251	18	17,100	17,144
TOTAL PLANT ACQUISITION	13,195	612	517,100	323,208
PROMOTION				
01401140 ADVERTISING COUNTY RESOURCES	7,040	11,457	15,000	15,000
TOTAL PROMOTION	7,040	11,457	15,000	15,000
OTHER GENERAL				
01011005 BOARD RESOURCES/TRANSFERS	9,021,458	8,179,506	9,318,241	11,738,264
01011150 GENERAL INSURANCE/SURETY BONDS	828,531	819,973	885,000	885,000
01011170 EMPLOYEE BENEFITS	32,527	26,244	28,860	28,860
01011180 SURVEYOR AND ENGINEER	30,730	46,276	49,775	49,775
01011200 DP-PROPERTY TAX SYSTEM	57,741	164,788	164,000	164,000
01011201 DP-FINANCE NETWORK	235,698	225,096	290,575	290,575
01051000 TITLE III FOREST RESERVES	24,525	23,311	26,525	47,177
01051080 SAFETY PROJECTS	109,718	56,804	42,458	42,458
02261000 PPWA PERMIT CENTER	138,170	380,867	387,567	394,492
02262200 COUNTY SERVICES-FLEET	0	355,900	373,624	373,624
TOTAL OTHER GENERAL	10,479,098	10,278,765	11,566,625	14,014,225
TOTAL GENERAL GOVERNMENT	14,735,689	15,094,674	17,542,587	19,613,024

COUNTY OF GLENN
DETAIL OF FINANCING USES BY FUNCTION, ACTIVITY & BUDGET UNIT
GOVERNMENTAL FUNDS
FISCAL YEAR 2016-17

Function, Activity and Budget Unit 1	2014-15 Actual 2	2015-16 Actual 3	2016-17 Recommended Budget 4	2016-17 Adopted Budget 5
PUBLIC PROTECTION				
JUDICIAL				
01012040 COURT REVENUES	840,876	927,413	945,202	945,202
01012060 GRAND JURY	7,910	12,824	15,771	15,771
01012100 INDIGENT DEFENSE	436,040	443,992	421,035	421,035
01042090 DISTRICT ATTORNEY/PROSECUTION	1,142,160	1,099,145	1,579,921	1,321,656
01042091 VERTICAL PROSECUTION GRANT	95,682	119,480	120,221	29,125
01052552 D.A. SLESF	9,273	2,206	14,000	28,118
01054420 D.A. SEIZURE	769	9,357	20,000	20,097
01054425 ENVIRON/CONSUMER PROTECTION	0	6,251	7	17
01062090 DA REVOCATION HEARINGS	0	0	30,000	30,000
01062100 PUB DEF REVOCATION HEARINGS	1,500	900	11,000	11,000
04690000 DA INSURANCE FRAUD	4	5	1	0
TOTAL JUDICIAL	2,534,214	2,621,573	3,157,158	2,822,021
POLICE PROTECTION				
01041201 SHERIFF COMPUTER	57,125	66,177	71,500	71,500
01042110 SHERIFF	3,274,467	3,858,101	4,430,922	4,290,293
01042113 SHERIFF'S DISPATCH	521,416	571,263	621,342	621,342
01042114 SPECIAL INVESTIGATIONS GLNTF	173,405	0	0	0
01042115 COPS UNIVERSAL HIRING	231,976	0	0	0
01042116 COPS IN SCHOOLS	112,226	0	0	0
01042120 SHERIFF CAL-MMET	50,706	42,248	45,000	45,000
01042121 SHERIFF SAFE GRANT	15,854	18,987	16,000	16,000
01042122 OES EMPG GRANT	34,242	3,418	65,000	65,000
01042127 HOMELAND SECURITY GRANT 2013	28,864	0	0	0
01042128 HOMELAND SECURITY GRANT 2014	0	44,739	0	0
01042132 HOMELAND SECURITY GRANT 2012	52,358	0	0	0
01042133 HOMELAND SECURITY GRANT 2015	0	0	103,877	103,877
01042135 SHERIFF-CIVIL DIVISION	101,847	181,730	186,682	114,554
01042138 SHERIFF-CITY OF WILLOWS MOU	1,488	578	16,712	16,712
01042360 BOAT PATROL	120,670	117,371	118,848	118,848
01042361 BOATING SAFETY EQUIP GRANT	0	0	5,377	5,377
01052127 DEA H&S GRANT	50,004	99,589	50,000	50,000
01052130 SHERIFF-HC DONATIONS	0	0	200	200
01052134 LAW ENFORCEMENT DONATION	4	5	15	2,133

COUNTY OF GLENN
DETAIL OF FINANCING USES BY FUNCTION, ACTIVITY & BUDGET UNIT
 GOVERNMENTAL FUNDS
 FISCAL YEAR 2016-17

Function, Activity and Budget Unit 1	2014-15 Actual 2	2015-16 Actual 3	2016-17 Recommended Budget 4	2016-17 Adopted Budget 5
PUBLIC PROTECTION				
POLICE PROTECTION				
01052135 K-9 DONATION	1,306	5	0	0
01052545 LAW ENFORCEMENT DISCRETIONARY	532,955	450,494	450,000	510,256
01052550 COUNTY SLESF	100,678	113,173	100,012	116,656
01052570 DMV SURCHARGE	32,235	24,000	24,000	30,617
01054400 DRUG ENFORCEMENT	3,179	102,849	5,300	5,300
01054401 FEDERAL SEIZURE	41	49	57	99
01054404 DRUG ABUSE/GANG ACTIVITY	5,566	3,571	5,000	5,000
01054406 GLINTF STATE FORFEITURE	32,838	48,901	28,217	26,716
01054407 GLINTF FEDERAL FORFEITURE	148,456	0	10,000	21,073
01054410 INVESTIGATIVE VEHICLES	0	11	1,907	1,929
01062136 TRIAL COURT SECURITY	568,123	473,324	501,269	592,002
03380000 PUBLIC SAFETY AUGMENTATION	1,833,278	1,867,253	1,830,000	1,830,000
TOTAL POLICE PROTECTION	8,085,307	8,087,836	8,687,237	8,660,484
DETENTION & CORRECTION				
01042140 JAIL	3,786,721	3,905,195	4,175,803	3,960,445
01042142 JAIL-STANDARDS & TRAINING	13,530	15,080	13,920	13,920
01042150 PROBATION DEPARTMENT	595,705	658,792	718,767	718,767
01042155 JUVENILE HALL	1,395,964	1,506,309	1,509,387	1,422,924
01042156 PROBATION STC	9,921	14,820	13,780	13,780
01042157 PROBATION-DNA IDENTIFICATION	30,932	37,811	0	0
01042158 DELINQUENCY PREVENTION	22,151	26,514	76,370	76,370
01042164 PARTNERSHIP GRANT	26,149	32,512	39,541	39,541
01042168 JUVENILE PROBATION & CAMP FUND	82,543	91,134	98,735	98,735
01042170 JJCPA GRANT	69,123	90,596	103,386	103,386
01052125 JAIL SLESA	16,348	13,111	9,208	16,928
01052129 JAIL SLESF 12/13	4,824	0	0	0
01052557 YOUTH OFFNDR INTNSV SUPERVIS	172,570	94,119	132,362	132,330
01052558 SB678 COMM PERFORM INCENTIVE	303,368	230,567	200,000	200,000
01054110 JUVENILE FACILITY DONATION	1	1	0	1
01060000 LOCAL REVENUE FUND 2011	243,341	509,818	0	39,652
01061000 COMM CORR PARTNERSHIP PLANNING	10,449	0	18,704	18,704
01061050 AB109 IMPLEMENTATION PLAN	0	0	14,745	14,745
01062150 LOCAL COMMUNITY CORRECTIONS	756,460	761,138	952,515	907,125
04530000 CRIMINAL FAC CONSTRUCTION	122,347	120,762	120,000	120,000
TOTAL DETENTION & CORRECTION	7,662,447	8,108,279	8,197,223	7,897,353

COUNTY OF GLENN
DETAIL OF FINANCING USES BY FUNCTION, ACTIVITY & BUDGET UNIT
GOVERNMENTAL FUNDS
FISCAL YEAR 2016-17

Function, Activity and Budget Unit 1	2014-15 Actual 2	2015-16 Actual 3	2016-17 Recommended Budget 4	2016-17 Adopted Budget 5
PUBLIC PROTECTION				
FLOOD CONTROL, SOIL & WATER				
01012170 FLOOD CONTROL	847	690	0	0
01012171 FLOOD CONTROL MAINTENANCE	5,682	17,805	30,000	30,000
TOTAL FLOOD CONTROL, SOIL & WATER	6,529	18,495	30,000	30,000
PROTECTION INSPECTION				
01012180 AGRICULTURAL COMMISSIONER	1,132,065	969,767	1,141,024	912,007
01012181 WATER RESOURCES	0	121,392	191,660	191,660
01012200 BUILDING INSPECTOR	264,531	241,164	405,333	365,733
01051020 BUILDING STATNDARDS ADMIN FEE	12	110	0	141
01052182 WATER RESOURCES	33,370	27,822	218,790	231,098
02210000 CUPA/UNDERGROUND STORAGE TANKS	256,483	508,223	275,105	275,105
02224170 TRI COUNTY BEE	6,279	7,450	6,302	6,302
TOTAL PROTECTION INSPECTION	1,692,740	1,875,928	2,238,214	1,982,046
OTHER PROTECTION				
01012220 RECORDER	358,010	352,508	470,229	385,546
01012230 CORONER	66,219	102,709	53,491	53,491
01012240 PUBLIC ADMINISTRATOR/GUARDIAN	205,725	239,872	251,783	251,783
01012280 PLANNING	348,963	416,530	372,141	372,141
01012290 ANIMAL CONTROL	255,937	242,578	293,020	293,020
01052600 CO-DNA IDENTIFICATION PROP 699	46,710	44,273	19,000	23,379
01052601 ST-DNA IDENTIFICATION PROP 69	7,403	6,321	7,505	7,505
01052602 ST DNA ID 76104.7GC	113,342	98,236	115,015	115,015
01054380 RECORDERS MODERNIZATION	32,402	30,776	30,044	34,047
01054385 SOCIAL SECURITY REDACTION	2,500	2,779	10,000	15,605
01054600 CDBG PUBLIC WORKS 9760	4	0	0	0
01054680 VITAL & HEALTH STATISTICS	3,097	2,816	2,812	3,560
01054890 MICROGRAPHICS CONVERSION	5,742	5,605	4,810	6,009
01055340 CHILD SUPPORT SERVICES	751,234	723,204	794,533	794,533
01602270 FISH AND GAME PROPAGATION	7,372	12,340	15,530	15,530
02220000 VEGETATION & ENVIRONMNTL MGMT	108,378	211,072	137,359	137,359
03540000 ANIMAL ADOPTION FEE	1,240	2,720	800	1,520
TOTAL OTHER PROTECTION	2,314,278	2,494,339	2,578,072	2,510,043
TOTAL PUBLIC PROTECTION	22,295,515	23,206,450	24,887,904	23,901,947

COUNTY OF GLENN
DETAIL OF FINANCING USES BY FUNCTION, ACTIVITY & BUDGET UNIT
GOVERNMENTAL FUNDS
FISCAL YEAR 2016-17

Function, Activity and Budget Unit 1	2014-15 Actual 2	2015-16 Actual 3	2016-17 Recommended Budget 4	2016-17 Adopted Budget 5
PUBLIC WAYS & FACILITIES				
01200000 ROAD FUND	1,310,093	186,554	4,768,790	7,698,948
01201000 ROAD ENGINEERS	309,652	355,637	464,413	0
01202000 ROAD SHOP	462,568	452,569	339,860	0
01203010 ROAD CONSTRUCTION & MAINT	2,658,822	2,545,203	1,935,854	0
01203012 ROAD CAPITAL CONSTRUCTION	2,625,172	1,828,023	0	0
01203014 ROAD LOCAL TRANSPORTATION FUND	0	0	1,536,134	1,539,273
02260000 PLANNING & PUBLIC WORKS	997,637	821,434	1,530,960	1,508,589
TOTAL PUBLIC WAYS & FACILITIES	8,363,944	6,189,420	10,576,011	10,746,810
HEALTH & SANITATION				
HEALTH				
01024010 PUBLIC HEALTH	1,929,070	2,262,741	2,733,501	3,346,688
01024011 EMERGENCY PREPAREDNESS	0	0	334,621	334,621
01024012 COMMUNITY MENTAL HEALTH	6,159,187	7,106,896	8,731,569	8,865,550
01024014 ALCOHOL & DRUG ABUSE SVCS	902,802	1,052,789	1,193,003	1,210,973
01024018 VICTIM WITNESS	109,937	126,679	131,172	246,752
01024020 MATERNAL CHILD HEALTH	113,629	118,974	134,243	134,243
01024025 WOMEN, INFANTS & CHILDREN	591,165	648,780	712,155	712,155
01024300 HEALTH & HUMAN SERVICES ADMIN	0	1,771,208	2,552,340	2,552,340
01024400 HEALTH SERVICES ADMIN	0	422,273	185,597	185,597
01054010 CALIFORNIA WASTE MGMT GRANT	16,235	13,156	16,299	16,300
01054011 EMERGENCY PREPAREDNESS GRANT	124,235	175,901	0	1
01054012 MNTL HLTH SERVICES ACT	1,556,327	2,575,920	3,703,058	3,749,625
01054015 HOSPITAL PREPAREDNESS GRANT	135,307	128,852	0	0
01054045 MOSQUITO ABATEMENT ASSMT AREA	171,668	247,301	205,252	229,689
01064211 BEHAVIORAL HEALTH REALIGNMENT	1,002,774	1,592,358	1,051,396	1,155,472
03700000 REALIGNMENT-HEALTH TRUST	516,207	166,938	45,575	103,281
03704010 REALIGN-HEALTH	16,331	0	16,335	16,335
03714012 REALIGN-MENTAL HEALTH	951,744	1,011,557	1,054,408	1,074,747
04350000 MENTAL HEALTH TRUST	35	42	0	43
04450000 TOBACCO CONTROL	119	208	35	201
04610000 INFANT CAR SEAT LOAN PROGRAM	2,500	1,664	3,000	3,837
04880000 AIDS EDUCATION	44	7,514	0	0
04940000 AB2086 STATHAM BILL	6,429	15,644	3,180	6,511
04950000 ALCOHOL ABUSE EDUCATION	4,818	5,420	2,481	5,350
TOTAL HEALTH	14,310,563	19,452,815	22,809,220	23,950,311

COUNTY OF GLENN
DETAIL OF FINANCING USES BY FUNCTION, ACTIVITY & BUDGET UNIT
 GOVERNMENTAL FUNDS
 FISCAL YEAR 2016-17

Function, Activity and Budget Unit 1	2014-15 Actual 2	2015-16 Actual 3	2016-17 Recommended Budget 4	2016-17 Adopted Budget 5
HEALTH & SANITATION				
HOSPITAL CARE				
01014022 COUNTY HOSPITAL	28,143	30,947	33,363	33,363
TOTAL HOSPITAL CARE	28,143	30,947	33,363	33,363
CALIFORNIA CHILDREN'S SERVICES				
01024170 CALIF CHILDREN'S SERVICES	273,643	232,563	351,830	351,830
TOTAL CALIFORNIA CHILDREN'S SERVICES	273,643	232,563	351,830	351,830
TOTAL HEALTH & SANITATION	14,612,349	19,716,325	23,194,413	24,335,504
PUBLIC ASSISTANCE				
ADMINISTRATION				
01025010 SOCIAL SERVICE ADMINISTRATION	9,247,837	9,931,231	11,896,161	11,896,161
01055011 IHSS PUBLIC AUTHORITY	280,852	297,936	290,241	295,039
03405010 REALIGN-WELFARE ADMIN	1,209,535	2,467,900	2,985,201	3,236,789
03485000 CWS/CMS TRAINING PROJECT	490,134	202,222	258,863	340,104
04990000 COMMUNITY SERVICES PROGRAM	127,061	0	0	147,596
04999100 CAD-ALLOCATION ADMIN	1,765,308	1,519,733	1,687,307	1,687,307
04999105 COMMUNITY DEVELOPMENT	0	0	120,911	120,911
04999800 CAD-SERVICE DEPT	96,057	0	0	0
TOTAL ADMINISTRATION	13,216,784	14,419,022	17,238,684	17,723,907
AID PROGRAMS				
01025011 IHSS PROVIDERS	989,835	999,662	1,034,636	1,034,636
01025020 CALWORKS ASSISTANCE	2,454,853	2,373,215	2,610,194	2,610,194
01025030 FOSTER CARE ASSISTANCE	1,773,539	2,157,399	2,218,326	2,218,326
01025280 ADOPTIONS ASSISTANCE	1,805,968	2,255,526	2,147,847	2,147,847
01050347 CALWORKS INCENTIVE	0	50,245	82	250
01065010 AB118 REALIGN-SOC SVCS	2,155,668	3,978,621	3,260,105	3,688,272
01065220 CALWORKS MOE	855,424	807,698	813,459	813,459
02390000 HOME GLENN	0	42	2,519	3,636
02420000 CDBG GLENN	3,170	3,673	53,000	53,000
02800000 BUSINESS ASST REVOLVING LOAN	0	325	2,050	2,050
03402151 REALIGN-DELINQ PREVENTION	46,136	102,487	113,867	113,867

COUNTY OF GLENN
DETAIL OF FINANCING USES BY FUNCTION, ACTIVITY & BUDGET UNIT
GOVERNMENTAL FUNDS
FISCAL YEAR 2016-17

Function, Activity and Budget Unit 1	2014-15 Actual 2	2015-16 Actual 3	2016-17 Recommended Budget 4	2016-17 Adopted Budget 5
PUBLIC ASSISTANCE				
AID PROGRAMS				
03404170 REALIGN-CCS	58,755	99,945	145,010	145,010
03415010 SSD FAMILY SUPPORT REALIGNMENT	935,840	666,269	1,492,034	773,318
03420000 HC/CDBG GRANT PROCEEDS	21,101	13,243	7,000	7,000
04290000 CHILD DEVELOPMENT PROGRAM	12,096	4,015	12	35
04900000 DOMESTIC VIOLENCE TRUST	4,088	9,778	7,725	7,725
04999100 COMMUNITY ACTION	0	0	66,553	0
04999110 CAD-ALLOCATION JTPA	4,809	4,928	5,000	5,000
04999200 WIA PROGRAMS	0	428,906	521,300	521,300
04999250 WIA ADULT PROGRAM	90,837	0	0	0
04999251 WIA YOUTH PROGRAM	110,914	0	0	0
04999252 WIA DISLOCATED WORKER	114,721	0	0	0
04999253 WIA RAPID RESPONSE	71,528	0	0	0
04999285 WIA VETERAN ADULTS 216	11,508	0	0	0
04999286 WIA VETERAN DISLOCATED WORKER	17,157	0	0	0
04999287 WIA DISLOCATED WORKER	9,290	0	0	0
04999289 WIA STARRS 9	50,341	0	0	0
04999311 CALWORKS JOB DEVELOPMENT	57,135	0	0	0
04999313 CALWORKS WORK DEVELOPMENT	209,891	0	0	0
04999350 SSD MOU & WX SERVICES	0	628,204	627,287	627,287
04999426 CALIF WATER DONATION	3,303	0	0	0
04999432 CALFRESH OUTREACH	5,588	0	0	0
04999472 SIERRA HEALTH FOUNDATION	814	0	0	0
04999516 RHA LIFELINE OUTREACH	1,997	0	0	0
04999532 DOMESTIC VIOLENCE	2,303	0	0	0
04999540 CHAT	46,659	0	0	0
04999559 HMIS-ESG WSDV	2,454	0	0	0
04999560 ESG CGT HOMELESS PREVENTION	13,941	0	0	0
04999561 ESG CT TRANSITIONAL HOUSING	0	75,146	43,000	43,000
04999569 PSSF	95,929	0	0	0
04999570 SSD WELFARE WORK CS 98/99	248,360	0	0	0
04999588 CSBG TARGET INDUSTRY AB109	9,292	0	0	0
04999589 CSBG T&TA	1,323	0	0	0
04999599 CSBG DISCRETIONARY 2016	0	0	0	17,000
04999603 LIHEAP ASSURANCE 16	129,386	0	0	0

COUNTY OF GLENN
DETAIL OF FINANCING USES BY FUNCTION, ACTIVITY & BUDGET UNIT
 GOVERNMENTAL FUNDS
 FISCAL YEAR 2016-17

Function, Activity and Budget Unit 1	2014-15 Actual 2	2015-16 Actual 3	2016-17 Recommended Budget 4	2016-17 Adopted Budget 5
PUBLIC ASSISTANCE				
AID PROGRAMS				
04999612 DOE WEATHERIZATION 2014	18,351	0	0	0
04999613 DOE 2012	0	21,738	0	0
04999615 CAD DOE 2017	0	0	9,171	16,391
04999640 LIHEAP EHA 14	296,009	0	0	0
04999641 LIHEAP EHA 15	261,402	430,417	0	33,777
04999642 LIHEAP EHA 16	0	238,189	544,183	544,183
04999643 LIHEAP EHA 17	0	0	235,584	235,584
04999657 HOME 2012	61,395	0	0	0
04999710 CAD-CDBG REUSE	3,170	6,343	55,000	55,000
04999720 CDBG	229,126	288,101	53,000	244,177
04999722 CDBG	0	997	381,890	381,890
04999830 CSBG 2014	176,351	0	0	0
04999831 CSBG 2015	86,416	159,438	0	0
04999832 CSBG 2016	0	58,719	196,728	202,844
04999833 CSBG 2017	0	0	75,050	75,050
TOTAL AID PROGRAMS	13,558,173	15,863,269	16,721,612	16,621,108
GENERAL RELIEF				
01015090 AID TO INDIGENTS	81,195	63,666	98,500	98,500
TOTAL GENERAL RELIEF	81,195	63,666	98,500	98,500
VETERAN'S SERVICES				
01015180 VETERAN'S SERVICE OFFICER	104,616	91,416	111,352	111,352
TOTAL VETERAN'S SERVICES	104,616	91,416	111,352	111,352
TOTAL PUBLIC ASSISTANCE	26,960,768	30,437,373	34,170,148	34,554,867
EDUCATION				
SCHOOL ADMINISTRATION				
01906020 SUPERINTENDENT OF SCHOOLS	136,991	251,916	205,701	206,492
TOTAL SCHOOL ADMINISTRATION	136,991	251,916	205,701	206,492

COUNTY OF GLENN
DETAIL OF FINANCING USES BY FUNCTION, ACTIVITY & BUDGET UNIT
GOVERNMENTAL FUNDS
FISCAL YEAR 2016-17

Function, Activity and Budget Unit 1	2014-15 Actual 2	2015-16 Actual 3	2016-17 Recommended Budget 4	2016-17 Adopted Budget 5
EDUCATION				
LIBRARY SERVICES				
01016040 COUNTY LIBRARY	148,042	148,443	150,401	150,401
TOTAL LIBRARY SERVICES	148,042	148,443	150,401	150,401
AGRICULTURAL EDUCATION				
01016050 COOPERATIVE EXTENSION	243,757	226,930	269,568	256,568
TOTAL AGRICULTURAL EDUCATION	243,757	226,930	269,568	256,568
TOTAL EDUCATION	528,790	627,289	625,670	613,461
DEBT SERVICE				
RETIREMENT OF LONG-TERM DEBT				
01811121 HVAC ENERY CONSV LOAN	30,818	15,409	0	0
01811137 COE INSTALL PURCHASE PYMT FD	136,991	140,444	143,691	157,846
01811141 MEGABYTE SOFTWARE DEBT SERVICE	0	0	30,000	30,000
01811145 JUVENILE HALL DEBT SERVICE	45,989	45,989	45,990	45,990
01811146 TELEPHONE SYSTEM DEBT SRVC	0	79,184	79,185	79,185
TOTAL RETIREMENT OF LONG-TERM DEBT	213,798	281,026	298,866	313,021
TOTAL DEBT SERVICE	213,798	281,026	298,866	313,021
CONTINGENCY				
CONTINGENCY				
01017020 CONTINGENCY	0	0	200,000	200,000
TOTAL CONTINGENCY	0	0	200,000	200,000
TOTAL CONTINGENCY	0	0	200,000	200,000
TOTAL FINANCING USES BY FUNCTION	87,710,853	95,552,557	111,495,599	114,278,634

COUNTY OF GLENN
SPECIAL DISTRICTS AND OTHER AGENCIES
 FISCAL YEAR 2016-2017

District Name 1	Total Financing Sources				Total Financing Uses		
	Fund Balance Unreserved/ Undesignated June 30, 2016 2	Decreases to Reserves/ Designations 3	Additional Financing Sources 4	Total Financing Sources 5	Financing Uses 6	Increases to Reserves/ Designations 7	Total Financing Requirements 8
FIRE DISTRICTS							
Artois Fire District	315,083	0	80,235	395,318	78,060	317,258	395,318
Hamilton Fire District	229,713	0	264,030	493,743	300,975	192,768	493,743
Bayliss Fire District	52,095	0	22,018	74,113	23,245	50,868	74,113
Willow s Rural Fire District	29,123	35,548	187,955	252,626	252,626	0	252,626
TOTAL FIRE DISTRICTS	626,014	35,548	554,238	1,215,800	654,906	560,894	1,215,800
STORM DRAIN DISTRICTS							
Storm Drain Maintenance District #1	(5,710)	9,052	678	4,020	4,020	0	4,020
Storm Drain Maintenance District #3	66,842	0	6,139	72,981	67,300	5,681	72,981
North Willow s County Service Area	51,686	0	34,117	85,803	68,406	17,397	85,803
TOTAL STORM DRAIN DISTRICTS	112,818	9,052	40,934	162,804	139,726	23,078	162,804
OTHER DISTRICTS							
Air Pollution Control	(27,839)	92,009	635,150	699,320	699,320	0	699,320
Air Pollution Vehicle Registration	20,702	3,480	108,193	132,375	132,375	0	132,375
Air Pollution Carl Moyer Grant	(47,102)	97,102	250,150	300,150	300,150	0	300,150
TOTAL OTHER DISTRICTS	(54,239)	192,591	993,493	1,131,845	1,131,845	0	1,131,845
TOTAL SPECIAL DISTRICTS & AGENCIES	684,593	237,191	1,588,665	2,510,449	1,926,477	583,972	2,510,449

COUNTY OF GLENN
FUND BALANCE - SPECIAL DISTRICTS AND OTHER AGENCIES
 FISCAL YEAR 2016-17

District Name 1	Total Fund Balance June 30, 2016 Actual 2	Less: Fund Balance - Reserved/Designated			Fund Balance Unreserved/ Undesignated June 30, 2016 6
		Encumbrances 3	General & Other Reserves 4	Designations 5	
FIRE DISTRICTS					
Artois Fire District	315,083	0	0	0	315,083
Hamilton Fire District	229,713	0	0	0	229,713
Bayliss Fire District	79,095	0	0	27,000	52,095
Willow s Rural Fire District	390,855	0	0	361,732	29,123
TOTAL FIRE DISTRICTS	1,014,746	0	0	388,732	626,014
STORM DRAIN DISTRICTS					
Storm Drain Maintenance District #1	(4,544)	0	0	1,166	(5,710)
Storm Drain Maintenance District #3	77,983	0	0	11,141	66,842
North Willow s County Service Area	51,686	0	0	0	51,686
TOTAL STORM DRAIN DISTRICTS	125,125	0	0	12,307	112,818
OTHER DISTRICTS					
Air Pollution Control	227,605	0	0	255,444	(27,839)
Air Pollution Vehicle Registration	91,918	0	0	71,216	20,702
Air Pollution Carl Moyer Grant	210,613	0	0	257,715	(47,102)
TOTAL OTHER DISTRICTS	530,136	0	0	584,375	(54,239)
TOTAL SPECIAL DISTRICTS & AGENCIES	1,670,007	0	0	985,414	684,593

COUNTY OF GLENN
RESERVES / DESIGNATIONS - BY SPECIAL DISTRICTS AND OTHER AGENCIES
 FISCAL YEAR 2016-17

District Name 1	Reserves/ Designations June 30, 2016 2	Decreases or Cancellations		Increases or New		Total Reserves/ Designations for the Budget Year 7
		Recommended 3	Adopted by the Board of Supervisors 4	Recommended 5	Adopted by the Board of Supervisors 6	
FIRE DISTRICTS						
05010000 Artois Fire District Designated Reserve	0	0	0	0	317,258	317,258
05022000 Hamilton Fire District Designated Reserve	0	0	0	0	192,768	192,768
05022010 Bayliss Fire District Designated Reserve	27,000	0	0	0	50,868	77,868
05050000 Willows Fire District Designated Reserve	361,707	0	35,548	0	0	326,159
Petty Cash Reserve	25	0	0	0	0	25
TOTAL FIRE DISTRICTS	388,732	0	35,548	0	560,894	914,078
STORM DRAIN DISTRICTS						
05110000 Storm Drain Maint #1 Designated Reserve	1,166	0	9,052	0	0	(7,886)
05130000 Storm Drain Maint #3 Designated Reserve	11,141	0	0	0	5,681	16,822
05140000 N Willows Co Service Area Designated Reserve	0	0	0	0	17,397	17,397
TOTAL STORM DRAIN DISTRICTS	12,307	0	9,052	0	23,078	26,333

COUNTY OF GLENN
RESERVES / DESIGNATIONS - BY SPECIAL DISTRICTS AND OTHER AGENCIES
 FISCAL YEAR 2016-17

District Name 1	Reserves/ Designations June 30, 2016 2	Decreases or Cancellations		Increases or New		Total Reserves/ Designations for the Budget Year 7
		Recommended 3	Adopted by the Board of Supervisors 4	Recommended 5	Adopted by the Board of Supervisors 6	
OTHER DISTRICTS						
05210000 Air Pollution Control						
Designated Reserve	205,444	0	92,009	0	0	113,435
Restricted Reserve	50,000	0	0	0	0	50,000
05210241 Air Pollution Vehicle Registration						
Designated Reserve	71,216	0	3,480	0	0	67,736
05211000 Carl Moyer Program						
Designated Reserve	257,715	0	97,102	0	0	160,613
TOTAL OTHER DISTRICTS	584,375	0	192,591	0	0	391,784
TOTAL SPECIAL DISTRICTS & AGENCIES	985,414	0	237,191	0	583,972	1,332,195

COUNTY OF GLENN
OPERATION OF ENTERPRISE FUND
FISCAL YEAR 2016-17

BUDGET UNIT **02040205 ORLAND AIRPORT**
FUNCTION PUBLIC WAYS & FACILITIES
ACTIVITY TRANSPORTATION TERMINALS

MATT GOMES, INTERIM
PLANNING & PUBLIC WORKS
AGENCY DIRECTOR

	2014-15 ACTUAL	2015-16 ACTUAL	2016-17 RECOMMENDED BUDGET	2016-17 ADOPTED BUDGET
OPERATING DETAIL				
OPERATING REVENUES				
USE OF MONEY & PROPERTY	235,732	212,566	241,000	241,000
INTERGOVERNMENTAL REVENUE	10,000	0	10,000	10,000
CHARGES FOR SERVICES	107,093	129,516	125,000	125,000
MISCELLANEOUS REVENUES	3,923	0	0	0
TOTAL OPERATING REVENUES	356,748	342,082	376,000	376,000
OPERATING EXPENSES				
SALARIES & BENEFITS	0	0	0	0
SERVICES & SUPPLIES	152,494	217,628	248,072	248,072
OTHER CHARGES	44,586	43,894	46,835	46,835
DEPRECIATION	19,580	19,580	41,000	41,000
TOTAL OPERATING EXPENSES	216,660	281,102	335,907	335,907
OPERATING INCOME/(LOSS)	140,088	60,980	40,093	40,093
NON-OPERATING REVENUES/(EXPENSES)				
INTEREST INCOME	957	0	0	0
INTEREST EXPENSE	(492)	(397)	(2,593)	(2,593)
GAIN (LOSS) ON SALE OF FIXED ASSETS	0	0	0	0
TOTAL NON-OPERATING REVENUES/(EXPENSES)	465	(397)	(2,593)	(2,593)
INCOME BEFORE CAPTIAL CONTRIBUTIONS AND TRANSFERS				
	140,553	60,583	37,500	37,500
CAPITAL CONTRIBUTIONS TRANSFERS IN/(OUT)				
	0	0	0	0
	0	(208)	(12,500)	(12,500)
CHANGE IN NET ASSETS	140,553	60,375	25,000	25,000
NET ASSETS - BEGINNING BALANCE	81,848	222,401	282,776	282,776
NET ASSETS - ENDING BALANCE	222,401	282,776	307,776	307,776
MEMO: CAPITAL ASSETS	0	0	25,000	25,000

DESCRIPTION:

The airport receives revenue from the sale of fuel, rental of hangars, leasing of airport property and leasing of industrial park property. The airport also receives an annual \$10,000 grant from the State of California. These funds may be used for airport operational expenses.

The County may apply for Federal Aviation Administration (FAA) grants for airport construction projects. These projects require a match of 10%. A local agency may apply for a state-matching grant to provide 4.5% of the project's costs and the local agency pays the remaining 5.5%. The local agency may also apply for a state-matching loan for the 5.5%. The State provides grant money for airport capital projects with 10% match. The State grant does not have the same requirements as a federal grant. The State also provides grants for acquisition and development and loans for airport projects, such as fueling systems, at low interest rates.

COUNTY OF GLENN
OPERATION OF ENTERPRISE FUND
FISCAL YEAR 2016-17

BUDGET UNIT **02040206 ORLAND AIRPORT SPECIAL GRANT**
FUNCTION PUBLIC WAYS & FACILITIES
ACTIVITY TRANSPORTATION TERMINALS
MATT GOMES, INTERIM
PLANNING & PUBLIC WORKS
AGENCY DIRECTOR

OPERATING DETAIL	2014-15 ACTUAL	2015-16 ACTUAL	2016-17 RECOMMENDED BUDGET	2016-17 ADOPTED BUDGET
OPERATING REVENUES				
USE OF MONEY & PROPERTY	0	0	0	0
INTERGOVERNMENTAL REVENUE	0	0	600,000	600,000
CHARGES FOR SERVICES	0	0	0	0
MISCELLANEOUS REVENUES	0	0	0	0
TOTAL OPERATING REVENUES	0	0	600,000	600,000
OPERATING EXPENSES				
SALARIES & BENEFITS	0	0	0	0
SERVICES & SUPPLIES	0	0	0	0
OTHER CHARGES	0	0	0	0
DEPRECIATION	0	0	0	0
TOTAL OPERATING EXPENSES	0	0	0	0
OPERATING INCOME/(LOSS)	0	0	600,000	600,000
NON-OPERATING REVENUES/(EXPENSES)				
INTEREST INCOME	0	0	0	0
INTEREST EXPENSE	0	0	0	0
GAIN (LOSS) ON SALE OF FIXED ASSETS	0	0	0	0
TOTAL NON-OPERATING REVENUES/(EXPENSES)	0	0	0	0
INCOME BEFORE CAPITAL CONTRIBUTIONS AND TRANSFERS	0	0	600,000	600,000
CAPITAL CONTRIBUTIONS	0	0	0	0
TRANSFERS IN/(OUT)	0	0	0	0
CHANGE IN NET ASSETS	0	0	600,000	600,000
NET ASSETS - BEGINNING BALANCE	0	0	0	0
NET ASSETS - ENDING BALANCE	0	0	600,000	600,000
MEMO: CAPITAL ASSETS	0	0	600,000	600,000

DESCRIPTION:

The airport receives special grant revenue from Federal and State agencies for specific projects at Orland Airport. Those activities are recorded and tracked in a separate budget unit.

COUNTY OF GLENN
OPERATION OF ENTERPRISE FUND
FISCAL YEAR 2016-17

BUDGET UNIT **02010000 SOLID WASTE CLOSURE FUND**
FUNCTION HEALTH & SANITATION
ACTIVITY SANITATION

MATT GOMES, INTERIM
PLANNING & PUBLIC WORKS
AGENCY DIRECTOR

OPERATING DETAIL	2014-15 ACTUAL	2015-16 ACTUAL	2016-17 RECOMMENDED BUDGET	2016-17 ADOPTED BUDGET
OPERATING REVENUES				
LICENSES & PERMITS	0	0	0	0
INTERGOVERNMENTAL REVENUE	0	0	0	0
CHARGES FOR SERVICES	0	0	0	0
MISCELLANEOUS REVENUES	0	0	0	0
TOTAL OPERATING REVENUES	0	0	0	0
OPERATING EXPENSES				
SALARIES & BENEFITS	0	0	0	0
SERVICES & SUPPLIES	429,213	890,347	0	0
OTHER CHARGES	0	0	0	0
DEPRECIATION	0	0	0	0
TOTAL OPERATING EXPENSES	429,213	890,347	0	0
OPERATING INCOME/(LOSS)	(429,213)	(890,347)	0	0
NON-OPERATING REVENUES/(EXPENSES)				
INTEREST INCOME	11,582	11,804	5,000	5,000
INTEREST EXPENSE	0	0	0	0
GAIN (LOSS) ON SALE OF FIXED ASSETS	0	0	0	0
TOTAL NON-OPERATING REVENUES/(EXPENSES)	11,582	11,804	5,000	5,000
INCOME BEFORE CAPTIAL CONTRIBUTIONS AND TRANSFERS	(417,631)	(878,543)	5,000	5,000
CAPITAL CONTRIBUTIONS TRANSFERS IN/(OUT)	0	0	0	0
CHANGE IN NET ASSETS	(417,631)	(507,822)	5,000	5,000
NET ASSETS - BEGINNING BALANCE	(7,779,634)	(8,197,265)	(8,705,087)	(8,705,087)
NET ASSETS - ENDING BALANCE	(8,197,265)	(8,705,087)	(8,700,087)	(8,700,087)
MEMO: CAPITAL ASSETS	0	0	0	0

DESCRIPTION:

The Solid Waste Closure Fund, mandated by California Integrated Waste Management, a branch of California Environmental Protection Agency, is a reserve established to accrue funds for the closure costs of the disposal site. Funds generated by the Waste Disposal Enterprise Fund are transferred annually in to the Solid Waste Closure Fund. The amount to be transferred each year is calculated according to many various factors, one of which is the expected life of the site. There are many unknowns associated with the closure of the site due to changing mandates issued by those state and federal agencies with jurisdiction over the way waste is disposed.

COUNTY OF GLENN
 OPERATION OF ENTERPRISE FUND
 FISCAL YEAR 2016-17

BUDGET UNIT **02000000 WASTE DISPOSAL ENTERPRISE**
 FUNCTION HEALTH & SANITATION
 ACTIVITY SANITATION

MATT GOMES, INTERIM
 PLANNING & PUBLIC WORKS
 AGENCY DIRECTOR

	2014-15 ACTUAL	2015-16 ACTUAL	2016-17 RECOMMENDED BUDGET	2016-17 ADOPTED BUDGET
OPERATING DETAIL				
OPERATING REVENUES				
LICENSES & PERMITS	195,539	210,370	185,000	185,000
INTERGOVERNMENTAL REVENUE	102,876	40,000	95,000	95,000
CHARGES FOR SERVICES	2,058,150	2,170,442	1,894,000	1,894,000
MISCELLANEOUS REVENUES	8,454	1,380	750	750
TOTAL OPERATING REVENUES	2,365,019	2,422,192	2,174,750	2,174,750
OPERATING EXPENSES				
SALARIES & BENEFITS	435,458	387,416	559,266	559,266
SERVICES & SUPPLIES	1,263,237	852,754	2,506,450	2,506,450
OTHER CHARGES	79,233	105,642	101,680	101,680
DEPRECIATION	46,208	47,111	75,000	75,000
TOTAL OPERATING EXPENSES	1,824,136	1,392,923	3,242,396	3,242,396
OPERATING INCOME/(LOSS)	540,883	1,029,269	(1,067,646)	(1,067,646)
NON-OPERATING REVENUES/(EXPENSES)				
INTEREST INCOME	5,425	8,301	3,500	3,500
INTEREST EXPENSE	(17,504)	(13,478)	(25,000)	(25,000)
GAIN (LOSS) ON SALE OF FIXED ASSETS	0	0	0	0
TOTAL NON-OPERATING REVENUES/(EXPENSES)	(12,079)	(5,177)	(21,500)	(21,500)
INCOME BEFORE CAPTIAL				
CONTRIBUTIONS AND TRANSFERS	528,804	1,024,092	(1,089,146)	(1,089,146)
CAPITAL CONTRIBUTIONS				
TRANSFERS IN/(OUT)	0	0	0	0
TRANSFERS IN/(OUT)	(5,000)	(424,384)	(20,000)	(20,000)
CHANGE IN NET ASSETS	523,804	599,709	(1,109,146)	(1,109,146)
NET ASSETS - BEGINNING BALANCE	1,445,027	1,968,831	2,568,540	2,568,540
NET ASSETS - ENDING BALANCE	1,968,831	2,568,540	1,459,394	1,459,394
MEMO: CAPITAL ASSETS	0	27,100	1,500,000	1,500,000

DESCRIPTION:

The waste disposal enterprise fund is an enterprise accounting fund set up for the operation and maintenance of the County Solid Waste Landfill operated by the Glenn County Planning & Public Works Agency. Enterprise funds account for operations providing goods and/or services to the general public on a continuing basis that are financed and operated in a manner similar to private enterprises with the intent to recover all costs through user charges. A significant portion of the costs associated with the operation of the landfill disposal site is the mandated federal, state and local reporting requirements. Recycling, Diversion and many other aspects of the operation are unfunded mandates which staff seeks grants and other sources of revenue to support. The landfill site, located at the west end of County Road 33 near Artois is the only waste disposal site in Glenn County. As such staff is dedicated to finding ways to extend the life of the site.

COUNTY OF GLENN
OPERATION OF ENTERPRISE FUND
FISCAL YEAR 2016-17

BUDGET UNIT **02040207 WILLOWS AIRPORT**
FUNCTION PUBLIC WAYS & FACILITIES
ACTIVITY TRANSPORTATION TERMINALS

MATT GOMES, INTERIM
PLANNING & PUBLIC WORKS
AGENCY DIRECTOR

	2014-15 ACTUAL	2015-16 ACTUAL	2016-17 RECOMMENDED BUDGET	2016-17 ADOPTED BUDGET
OPERATING DETAIL				
OPERATING REVENUES				
USE OF MONEY & PROPERTY	89,785	96,946	95,000	95,000
INTERGOVERNMENTAL REVENUE	10,000	0	10,000	10,000
CHARGES FOR SERVICES	185,039	157,223	208,000	208,000
MISCELLANEOUS REVENUES	1,320	2,337	1,320	1,320
TOTAL OPERATING REVENUES	286,144	256,506	314,320	314,320
OPERATING EXPENSES				
SALARIES & BENEFITS	0	0	0	0
SERVICES & SUPPLIES	217,431	256,550	263,025	263,025
OTHER CHARGES	51,597	45,563	49,057	49,057
DEPRECIATION	42,593	38,673	45,000	45,000
TOTAL OPERATING EXPENSES	311,621	340,786	357,082	357,082
OPERATING INCOME/(LOSS)	(25,477)	(84,280)	(42,762)	(42,762)
NON-OPERATING REVENUES/(EXPENSES)				
INTEREST INCOME	0	0	0	0
INTEREST EXPENSE	(358)	(256)	(500)	(500)
GAIN (LOSS) ON SALE OF FIXED ASSETS	0	0	0	0
TOTAL NON-OPERATING REVENUES/(EXPENSES)	(358)	(256)	(500)	(500)
INCOME BEFORE CAPTIAL				
CONTRIBUTIONS AND TRANSFERS	(25,835)	(84,536)	(43,262)	(43,262)
CAPITAL CONTRIBUTIONS				
TRANSFERS IN/(OUT)	0	0	0	0
CHANGE IN NET ASSETS	(25,835)	(84,536)	(43,262)	(43,262)
NET ASSETS - BEGINNING BALANCE	325,279	299,444	214,908	214,908
NET ASSETS - ENDING BALANCE	299,444	214,908	171,646	171,646
MEMO: CAPITAL ASSETS	0	0	0	0

DESCRIPTION:

The airport receives revenue from the sale of fuel, rental of hangars, leasing of airport property and leasing of industrial park property. The airport also receives an annual \$10,000 grant from the State of California. These funds may be used for airport operational expenses.

The County may apply for Federal Aviation Administration (FAA) grants for airport construction projects. These projects require a match of 10%. A local agency may apply for a state-matching grant to provide 4.5% of the project's costs and the local agency pays the remaining 5.5%. The local agency may also apply for a state-matching loan for the 5.5%. The State provides grant money for airport capital projects with 10% match. The State grant does not have the same requirements as a federal grant. The State also provides grants for acquisition and development and loans for airport projects, such as fueling systems, at low interest rates.

COUNTY OF GLENN
 OPERATION OF ENTERPRISE FUND
 FISCAL YEAR 2016-17

BUDGET UNIT **02040208 WILLOWS AIRPORT SPECIAL GRANT** MATT GOMES, INTERIM
 FUNCTION PUBLIC WAYS & FACILITIES PLANNING & PUBLIC WORKS
 ACTIVITY TRANSPORTATION TERMINALS AGENCY DIRECTOR

OPERATING DETAIL	2014-15 ACTUAL	2015-16 ACTUAL	2016-17 RECOMMENDED BUDGET	2016-17 ADOPTED BUDGET
OPERATING REVENUES				
USE OF MONEY & PROPERTY	0	0	0	0
INTERGOVERNMENTAL REVENUE	72,035	3,225	623,738	623,738
CHARGES FOR SERVICES	0	0	0	0
MISCELLANEOUS REVENUES	0	0	0	0
TOTAL OPERATING REVENUES	72,035	3,225	623,738	623,738
OPERATING EXPENSES				
SALARIES & BENEFITS	0	0	0	0
SERVICES & SUPPLIES	0	0	0	0
OTHER CHARGES	0	0	0	0
DEPRECIATION	0	0	0	0
TOTAL OPERATING EXPENSES	0	0	0	0
OPERATING INCOME/(LOSS)	72,035	3,225	623,738	623,738
NON-OPERATING REVENUES/(EXPENSES)				
INTEREST INCOME	0	0	0	0
INTEREST EXPENSE	0	0	0	0
GAIN (LOSS) ON SALE OF FIXED ASSETS	0	0	0	0
TOTAL NON-OPERATING REVENUES/(EXPENSES)	0	0	0	0
INCOME BEFORE CAPTIAL CONTRIBUTIONS AND TRANSFERS	72,035	3,225	623,738	623,738
CAPITAL CONTRIBUTIONS	0	0	0	0
TRANSFERS IN/(OUT)	0	0	0	0
CHANGE IN NET ASSETS	72,035	3,225	623,738	623,738
NET ASSETS - BEGINNING BALANCE	(72,035)	0	3,225	3,225
NET ASSETS - ENDING BALANCE	0	3,225	626,963	626,963
MEMO: CAPITAL ASSETS	11,263	0	623,738	623,738

DESCRIPTION:

The airport receives special grant revenue from Federal and State agencies for specific projects at Willows Airport. Those activities are recorded and tracked in a separate budget unit.

COUNTY OF GLENN
 DETAIL OF FINANCING SOURCES AND FINANCING USES
 GOVERNMENTAL FUNDS
 FISCAL YEAR 2016-17

BUDGET UNIT **01017020 CONTINGENCY**
 FUNCTION CONTINGENCY
 ACTIVITY CONTINGENCY

BOARD OF SUPERVISORS

DETAIL BY REVENUE CATEGORY AND EXPENDITURE OBJECT	2014-15 ACTUAL	2015-16 ACTUAL	2016-17	2016-17
			RECOMMENDED BUDGET	ADOPTED BUDGET
EXPENSES				
CONTINGENCY	0	0	200,000	200,000
TOTAL EXPENSES	0	0	200,000	200,000
NET COUNTY (COST)/RETURN	0	0	(200,000)	(200,000)

DESCRIPTION:

The contingency fund, by definition, should only be used for unforeseen expenditures and emergencies. All requests for Contingency funds must be approved by a 4/5 vote of the Board of Supervisors. Requests for amounts in excess of \$100 will require the Department Head to appear before the Board. All requests for Contingency will be accompanied by a staff report from the requesting department indicating: a) The circumstances surrounding the unforeseen expenditure or emergency; b) Any mandates that are required that cannot be met if the request is not granted; c) All alternative revenue sources available to the Department head, including grants, trust revenue, and unanticipated revenue; d) Reasons why other appropriations and revenue sources cannot be transferred to address this need.

COUNTY OF GLENN
 DETAIL OF FINANCING SOURCES AND FINANCING USES
 GOVERNMENTAL FUNDS
 FISCAL YEAR 2016-17

BUDGET UNIT **01811137 COE INSTALL PURCHASE PYMT FD** EDWARD J. LAMB
 FUNCTION DEBT SERVICE DIRECTOR OF FINANCE
 ACTIVITY RETIREMENT OF LONG-TERM DEBT

DETAIL BY REVENUE CATEGORY AND EXPENDITURE OBJECT	2014-15 ACTUAL	2015-16 ACTUAL	2016-17 RECOMMENDED BUDGET	2016-17 ADOPTED BUDGET
REVENUES				
OTHER FINANCING SOURCES	136,991	140,444	143,691	193,611
TOTAL REVENUES	136,991	140,444	143,691	193,611
EXPENSES				
OTHER CHARGES	136,991	140,444	143,691	143,691
TOTAL EXPENSES	136,991	140,444	143,691	143,691
NET COUNTY (COST)/RETURN	0	0	0	49,920

DESCRIPTION:

This account was established to record the long term loan payments of the Office of Education administration building loan.

COUNTY OF GLENN
 DETAIL OF FINANCING SOURCES AND FINANCING USES
 GOVERNMENTAL FUNDS
 FISCAL YEAR 2016-17

BUDGET UNIT **01811121 HVAC ENERGY CONSERVATION LOAN** EDWARD J. LAMB
 FUNCTION DEBT SERVICE DIRECTOR OF FINANCE
 ACTIVITY RETIREMENT OF LONG-TERM DEBT

DETAIL BY REVENUE CATEGORY AND EXPENDITURE OBJECT	2014-15 ACTUAL	2015-16 ACTUAL	2016-17 RECOMMENDED BUDGET	2016-17 ADOPTED BUDGET
REVENUES				
OTHER FINANCING SOURCES	30,818	15,409	0	0
TOTAL REVENUES	30,818	15,409	0	0
EXPENSES				
OTHER CHARGES	30,818	15,409	0	0
TOTAL EXPENSES	30,818	15,409	0	0
NET COUNTY (COST)/RETURN	0	0	0	0

DESCRIPTION:

This account was established to record the long term loan payments associated with a State of California Energy Resources Conservation and Development Commission loan for energy-efficient HVAC units.

COUNTY OF GLENN
 DETAIL OF FINANCING SOURCES AND FINANCING USES
 GOVERNMENTAL FUNDS
 FISCAL YEAR 2016-17

BUDGET UNIT **01811145 JUVENILE HALL DEBT SERVICE** EDWARD J. LAMB
 FUNCTION DEBT SERVICE DIRECTOR OF FINANCE
 ACTIVITY RETIREMENT OF LONG-TERM DEBT

DETAIL BY REVENUE CATEGORY AND EXPENDITURE OBJECT	2014-15 ACTUAL	2015-16 ACTUAL	2016-17 RECOMMENDED BUDGET	2016-17 ADOPTED BUDGET
REVENUES				
OTHER FINANCING SOURCES	45,989	45,989	45,990	45,990
TOTAL REVENUES	45,989	45,989	45,990	45,990
EXPENSES				
OTHER CHARGES	45,989	45,989	45,990	45,990
TOTAL EXPENSES	45,989	45,989	45,990	45,990
NET COUNTY (COST)/RETURN	0	0	0	0

DESCRIPTION:

This account was established to record the long term loan payments for the construction of the Juvenile Hall facility.

COUNTY OF GLENN
 DETAIL OF FINANCING SOURCES AND FINANCING USES
 GOVERNMENTAL FUNDS
 FISCAL YEAR 2016-17

BUDGET UNIT **01811141 MEGABYTE SOFTWARE DEBT SERVICE** EDWARD J. LAMB
 FUNCTION DEBT SERVICE DIRECTOR OF FINANCE
 ACTIVITY RETIREMENT OF LONG-TERM DEBT

DETAIL BY REVENUE CATEGORY AND EXPENDITURE OBJECT	2014-15 ACTUAL	2015-16 ACTUAL	2016-17 RECOMMENDED BUDGET	2016-17 ADOPTED BUDGET
REVENUES				
OTHER FINANCING SOURCES	0	0	30,000	30,000
TOTAL REVENUES	0	0	30,000	30,000
EXPENSES				
OTHER CHARGES	0	0	30,000	30,000
TOTAL EXPENSES	0	0	30,000	30,000
NET COUNTY (COST)/RETURN	0	0	0	0

DESCRIPTION:

This account was established to record the debt service requirements for financing the purchase of an upgraded property tax software package for the Assessor and tax divisions of the Department of Finance.

COUNTY OF GLENN
 DETAIL OF FINANCING SOURCES AND FINANCING USES
 GOVERNMENTAL FUNDS
 FISCAL YEAR 2016-17

BUDGET UNIT **01811146 TELEPHONE SYSTEM DEBT SERVICE** EDWARD J. LAMB
 FUNCTION DEBT SERVICE DIRECTOR OF FINANCE
 ACTIVITY RETIREMENT OF LONG-TERM DEBT

DETAIL BY REVENUE CATEGORY AND EXPENDITURE OBJECT	2014-15 ACTUAL	2015-16 ACTUAL	2016-17 RECOMMENDED BUDGET	2016-17 ADOPTED BUDGET
REVENUES				
OTHER FINANCING SOURCES	0	79,184	79,185	79,185
TOTAL REVENUES	0	79,184	79,185	79,185
EXPENSES				
OTHER CHARGES	0	79,184	79,185	79,185
TOTAL EXPENSES	0	79,184	79,185	79,185
NET COUNTY (COST)/RETURN	0	0	0	0

DESCRIPTION:

This account was established to record the debt service requirements for financing the purchase of a countywide telephone system.

COUNTY OF GLENN
 DETAIL OF FINANCING SOURCES AND FINANCING USES
 GOVERNMENTAL FUNDS
 FISCAL YEAR 2016-17

BUDGET UNIT **01016050 COOPERATIVE EXTENSION** Betsy Karle
 FUNCTION EDUCATION COUNTY DIRECTOR
 ACTIVITY AGRICULTURAL EDUCATION

DETAIL BY REVENUE CATEGORY AND EXPENDITURE OBJECT	2014-15 ACTUAL	2015-16 ACTUAL	2016-17 RECOMMENDED BUDGET	2016-17 ADOPTED BUDGET
REVENUES				
CHARGES FOR CURRENT SERVICES	1,568	812	800	800
MISCELLANEOUS REVENUES	2,007	2,837	3,321	3,321
TOTAL REVENUES	3,575	3,649	4,121	4,121
EXPENSES				
SALARIES & BENEFITS	155,151	157,209	199,531	183,006
SERVICES & SUPPLIES	41,470	42,779	37,574	41,099
OTHER CHARGES	47,137	26,943	32,463	32,463
TOTAL EXPENSES	243,757	226,930	269,568	256,568
NET COUNTY (COST)/RETURN	(240,182)	(223,282)	(265,447)	(252,447)

DESCRIPTION:

The University of California Cooperative Extension (UCCE) in Glenn County is part of a statewide system that provides research-based information, outreach and educational support to the residents of Glenn County. UCCE works in partnership with Glenn County under a memorandum of understanding which details each partner's contribution. The University provides advisors and program representatives that conduct programs in youth development, pomology, dairy, food stamp nutrition education and agronomy. Additional services provided include education related to rice, vine seeds, tomatoes, irrigation and water resources, livestock and range, strawberry nursery production, youth development and family and consumer sciences.

The department serves as a resource for other agencies and provides information to commodity advisory committees and task forces. Current traditional 4-H youth development program enrollment numbers 495 youth and 119 adult volunteers, providing 1,534 non-formal educational project experiences. 4-H enrollment continues to increase each year.

COUNTY OF GLENN
 DETAIL OF FINANCING SOURCES AND FINANCING USES
 GOVERNMENTAL FUNDS
 FISCAL YEAR 2016-17

BUDGET UNIT **01016040 COUNTY LIBRARY**
 FUNCTION EDUCATION
 ACTIVITY LIBRARY SERVICES

BOARD OF SUPERVISORS

DETAIL BY REVENUE CATEGORY AND EXPENDITURE OBJECT	2014-15 ACTUAL	2015-16 ACTUAL	2016-17 RECOMMENDED BUDGET	2016-17 ADOPTED BUDGET
REVENUES				
MISCELLANEOUS REVENUES	14	0	0	0
TOTAL REVENUES	14	0	0	0
EXPENSES				
OTHER CHARGES	148,042	148,443	150,401	150,401
TOTAL EXPENSES	148,042	148,443	150,401	150,401
NET COUNTY (COST)/RETURN	(148,028)	(148,443)	(150,401)	(150,401)

DESCRIPTION:

The County has provided funding in the amount of \$148,042 for library services within the County. This includes branches in the Orland, Willows, Hamilton City and Elk Creek communities. The remaining \$2,359 represents the annual A-87 cost allocation expense.

COUNTY OF GLENN
 DETAIL OF FINANCING SOURCES AND FINANCING USES
 GOVERNMENTAL FUNDS
 FISCAL YEAR 2016-17

BUDGET UNIT 01906020 SUPERINTENDENT OF SCHOOLS		TRACEY QUARNE SUPERINTENDENT OF SCHOOLS		
FUNCTION EDUCATION				
ACTIVITY SCHOOL ADMINISTRATION				
DETAIL BY REVENUE CATEGORY AND EXPENDITURE OBJECT	2014-15 ACTUAL	2015-16 ACTUAL	2016-17 RECOMMENDED BUDGET	2016-17 ADOPTED BUDGET
REVENUES				
TAXES	170,860	186,741	186,650	186,650
USE OF MONEY & PROPERTY	1,292	1,467	500	500
INTERGOVERNMENTAL REVENUE	2,745	2,383	2,400	2,400
TOTAL REVENUES	174,897	190,591	189,550	189,550
EXPENSES				
OTHER FINANCING USES	136,991	140,444	143,691	193,611
TOTAL EXPENSES	136,991	140,444	143,691	193,611
NET COUNTY (COST)/RETURN	37,906	50,147	45,859	(4,061)

DESCRIPTION:

This fund is financed with a portion of the ad-valorem property tax revenues and is used to pay a long-term loan payment on the Glenn County Office of Education administration facility.

This Page Intentionally Left Blank

COUNTY OF GLENN
 DETAIL OF FINANCING SOURCES AND FINANCING USES
 GOVERNMENTAL FUNDS
 FISCAL YEAR 2016-17

BUDGET UNIT **01011080 COUNTY COUNSEL**
 FUNCTION GENERAL GOVERNMENT
 ACTIVITY COUNSEL

ALICIA EKLAND
 COUNTY COUNSEL

DETAIL BY REVENUE CATEGORY AND EXPENDITURE OBJECT	2014-15 ACTUAL	2015-16 ACTUAL	2016-17 RECOMMENDED BUDGET	2016-17 ADOPTED BUDGET
REVENUES				
CHARGES FOR CURRENT SERVICES	216,141	244,922	260,869	260,869
MISCELLANEOUS REVENUES	58	0	0	0
TOTAL REVENUES	216,199	244,922	260,869	260,869
EXPENSES				
SALARIES & BENEFITS	224,688	238,439	262,686	262,686
SERVICES & SUPPLIES	14,239	33,684	21,260	21,260
OTHER CHARGES	5,279	4,615	4,636	4,636
OTHER FINANCING USES	0	196	196	196
TOTAL EXPENSES	244,205	276,934	288,778	288,778
NET COUNTY (COST)/RETURN	(28,006)	(32,012)	(27,909)	(27,909)

DESCRIPTION:

The Office of the County Counsel provides legal representation, advice and counsel to the Board of Supervisors, all County departments, special districts and other public agencies as mandated and authorized by County and State statutes. In addition, the department manages the County Safety Program and is the County's liaison with Golden State Risk Management.

The department provides a broad range of services directed at promoting the objectives of the County while protecting the County from loss and risk. Those services include advising on the law as it applies to County operations; drafting legal documents; and representing the County in civil actions, the Public Guardian/Public Administrator in conservatorship cases and contracting with outside counsel for dependency court cases and limited other matters as necessary. The safety program provides services to maintain the County's injury and illness prevention program coordinating safety training for County staff.

COUNTY OF GLENN
 DETAIL OF FINANCING SOURCES AND FINANCING USES
 GOVERNMENTAL FUNDS
 FISCAL YEAR 2016-17

BUDGET UNIT **04100000 LAW LIBRARY**
 FUNCTION GENERAL GOVERNMENT
 ACTIVITY COUNSEL

ALICIA EKLAND
 COUNTY COUNSEL

DETAIL BY REVENUE CATEGORY AND EXPENDITURE OBJECT	2014-15 ACTUAL	2015-16 ACTUAL	2016-17 RECOMMENDED BUDGET	2016-17 ADOPTED BUDGET
REVENUES				
USE OF MONEY & PROPERTY	161	168	50	50
CHARGES FOR CURRENT SERVICES	9,310	8,525	11,000	11,000
MISCELLANEOUS REVENUES	1,492	0	0	0
TOTAL REVENUES	10,963	8,692	11,050	11,050
EXPENSES				
SERVICES & SUPPLIES	4,855	8,180	8,900	8,900
OTHER CHARGES	0	0	34	34
TOTAL EXPENSES	4,855	8,180	8,934	8,934
NET COUNTY (COST)/RETURN	6,108	512	2,116	2,116

DESCRIPTION:

Funds collected through the court filing fee process are used to maintain a research library of various legal and legislative publications. Printed publications and electronic media are available for research.

COUNTY OF GLENN
 DETAIL OF FINANCING SOURCES AND FINANCING USES
 GOVERNMENTAL FUNDS
 FISCAL YEAR 2016-17

BUDGET UNIT **04750000 ELECTIONS TRUST**
 FUNCTION GENERAL GOVERNMENT
 ACTIVITY ELECTIONS

SHERYL THUR
 ASSESSOR, CLERK RECORDER

DETAIL BY REVENUE CATEGORY AND EXPENDITURE OBJECT	2014-15 ACTUAL	2015-16 ACTUAL	2016-17 RECOMMENDED BUDGET	2016-17 ADOPTED BUDGET
REVENUES				
USE OF MONEY & PROPERTY	89	106	0	0
CHARGES FOR CURRENT SERVICES	6,300	12,518	0	0
TOTAL REVENUES	6,389	12,624	0	0
EXPENSES				
OTHER CHARGES	0	9,000	0	0
TOTAL EXPENSES	0	9,000	0	0
NET COUNTY (COST)/RETURN	6,389	3,624	0	0

DESCRIPTION:

Candidate statement filing fees are posted to the Elections Trust and are used to cover the costs associated with the printing of ballots and other related elections expenditures.

This Page Intentionally Left Blank

COUNTY OF GLENN
 DETAIL OF FINANCING SOURCES AND FINANCING USES
 GOVERNMENTAL FUNDS
 FISCAL YEAR 2016-17

BUDGET UNIT		01011100 GENERAL & SPECIAL ELECTIONS		SHERYL THUR	
FUNCTION		GENERAL GOVERNMENT		ASSESSOR, CLERK-RECORDER	
ACTIVITY		ELECTIONS			
DETAIL BY REVENUE CATEGORY AND EXPENDITURE OBJECT		2014-15 ACTUAL	2015-16 ACTUAL	2016-17 RECOMMENDED BUDGET	2016-17 ADOPTED BUDGET
REVENUES					
INTERGOVERNMENTAL REVENUE		4,471	9,749	0	0
CHARGES FOR CURRENT SERVICES		60,404	20,871	32,000	32,000
MISCELLANEOUS REVENUES		16	0	12,470	12,470
TOTAL REVENUES		64,891	30,620	44,470	44,470
EXPENSES					
SALARIES & BENEFITS		94,792	97,210	98,465	98,465
SERVICES & SUPPLIES		97,075	154,060	101,985	101,985
OTHER CHARGES		88,719	60,983	23,897	23,897
OTHER FINANCING USES		0	782	782	782
TOTAL EXPENSES		280,586	313,034	225,129	225,129
NET COUNTY (COST)/RETURN		(215,696)	(282,415)	(180,659)	(180,659)

DESCRIPTION:

This department is responsible for the conduct of nearly all elections, including Federal, State, County, Cities, Schools and Special Districts. The Elections Office relies heavily on specific election related software and voting equipment hardware. The staff employs and trains approximately 100 poll workers for major elections.

COUNTY OF GLENN
 DETAIL OF FINANCING SOURCES AND FINANCING USES
 GOVERNMENTAL FUNDS
 FISCAL YEAR 2016-17

BUDGET UNIT **01011070 ASSESSOR**
 FUNCTION GENERAL GOVERNMENT
 ACTIVITY FINANCE

SHERYL THUR
 ASSESSOR, CLERK-RECORDER

DETAIL BY REVENUE CATEGORY AND EXPENDITURE OBJECT	2014-15 ACTUAL	2015-16 ACTUAL	2016-17 RECOMMENDED BUDGET	2016-17 ADOPTED BUDGET
REVENUES				
CHARGES FOR CURRENT SERVICES	107,907	114,601	115,000	115,000
MISCELLANEOUS REVENUES	490	0	0	0
OTHER FINANCING SOURCES	4,000	4,000	4,000	4,000
TOTAL REVENUES	112,397	118,601	119,000	119,000
EXPENSES				
SALARIES & BENEFITS	760,698	743,379	817,796	817,796
SERVICES & SUPPLIES	46,155	48,813	54,681	54,681
OTHER CHARGES	134,482	165,802	175,475	175,475
OTHER FINANCING USES	0	1,955	1,955	1,955
TOTAL EXPENSES	941,335	959,949	1,049,907	1,049,907
NET COUNTY (COST)/RETURN	(828,938)	(841,348)	(930,907)	(930,907)

DESCRIPTON:

The Assessor's Office is required by law to place a taxable value on all assessable property in the county. Assessable property includes houses, factories, boats, aircraft, mobile homes and gas and mineral rights. This office maintains and reviews the assessment roll, which reflects the current status of ownership of a given property, the owner's address, the value of land and improvements and personal property. In the process of compiling the assessment roll, the staff establishes correct base years, accurate changes of title ownership, proper audit procedures and appropriate appraisal methodologies. The Assessor is required by law to furnish an estimated total valuation of each item in the assessment roll no later than May 15th of each year.

COUNTY OF GLENN
 DETAIL OF FINANCING SOURCES AND FINANCING USES
 GOVERNMENTAL FUNDS
 FISCAL YEAR 2016-17

BUDGET UNIT **01011040 DEPARTMENT OF FINANCE** EDWARD J. LAMB
 FUNCTION GENERAL GOVERNMENT DIRECTOR OF FINANCE
 ACTIVITY FINANCE

DETAIL BY REVENUE CATEGORY AND EXPENDITURE OBJECT	2014-15 ACTUAL	2015-16 ACTUAL	2016-17 RECOMMENDED BUDGET	2016-17 ADOPTED BUDGET
REVENUES				
FINES, FORFEITURES & PENALTIES	427,851	415,051	230,000	230,000
CHARGES FOR CURRENT SERVICES	645,116	657,135	498,523	498,523
MISCELLANEOUS REVENUES	5,002	8,900	3,850	3,850
TOTAL REVENUES	1,077,969	1,081,085	732,373	732,373
EXPENSES				
SALARIES & BENEFITS	814,903	901,819	964,656	964,656
SERVICES & SUPPLIES	54,210	46,010	53,250	53,250
OTHER CHARGES	52,012	45,817	52,985	52,985
OTHER FINANCING USES	0	2,933	2,933	2,933
TOTAL EXPENSES	921,125	996,579	1,073,824	1,073,824
NET COUNTY (COST)/RETURN	156,844	84,506	(341,451)	(341,451)

DESCRIPTION:

The Department of Finance exercises general supervision of the financial information and accounts of all departments and agencies under the control of the Board of Supervisors; provides financial information, services, advice and assistance to all County organizations and citizens; establishes accounting policies; manages the countywide financial information system; approves and pays all claims against the County; maintains the official accounting records of the County; processes payroll and payroll reporting; apportions property tax payments; provides fiscal training to employees; compiles the County's financial reports; coordinates the annual County audit; performs financial, compliance and performance audits; promotes adequate fiscal safeguards; prepares the County budget; monitors budgetary and fiscal activities; prepares the countywide A-87 cost allocation plan; calculates tax rates; maintains tax rolls; mails tax bills and notices; collects tax payments; receives, records, deposits and accounts for all funds paid to all departments and agencies; maintains investment portfolio; and allocates interest to all pool participants.

COUNTY OF GLENN
 DETAIL OF FINANCING SOURCES AND FINANCING USES
 GOVERNMENTAL FUNDS
 FISCAL YEAR 2016-17

BUDGET UNIT **01053440 PROPERTY CHARACTERISTICS** SHERYL THUR
 FUNCTION GENERAL GOVERNMENT ASSESSOR, CLERK-RECORDER
 ACTIVITY FINANCE

DETAIL BY REVENUE CATEGORY AND EXPENDITURE OBJECT	2014-15 ACTUAL	2015-16 ACTUAL	2016-17 RECOMMENDED BUDGET	2016-17 ADOPTED BUDGET
REVENUES				
USE OF MONEY & PROPERTY	35	53	0	0
CHARGES FOR CURRENT SERVICES	6,587	6,941	6,000	6,000
TOTAL REVENUES	6,622	6,994	6,000	6,000
EXPENSES				
OTHER FINANCING USES	4,000	4,000	4,000	4,000
TOTAL EXPENSES	4,000	4,000	4,000	4,000
NET COUNTY (COST)/RETURN	2,622	2,994	2,000	2,000

DESCRIPTION:

This account is used to record the revenue received from the sale of the county assessment roll information, plat maps, screen prints, etc. The revenue used to cover expenses incurred by the Assessor's Office in maintaining the assessment roll data.

COUNTY OF GLENN
 DETAIL OF FINANCING SOURCES AND FINANCING USES
 GOVERNMENTAL FUNDS
 FISCAL YEAR 2016-17

BUDGET UNIT **01011051 ANNUAL AUDIT** EDWARD J. LAMB
 FUNCTION GENERAL GOVERNMENT DIRECTOR OF FINANCE
 ACTIVITY LEGISLATIVE & ADMINISTRATIVE

DETAIL BY REVENUE CATEGORY AND EXPENDITURE OBJECT	2014-15 ACTUAL	2015-16 ACTUAL	2016-17 RECOMMENDED BUDGET	2016-17 ADOPTED BUDGET
REVENUES				
CHARGES FOR CURRENT SERVICES	45,608	54,808	52,120	52,120
TOTAL REVENUES	45,608	54,808	52,120	52,120
EXPENSES				
SERVICES & SUPPLIES	55,381	77,327	89,550	89,550
TOTAL EXPENSES	55,381	77,327	89,550	89,550
NET COUNTY (COST)/RETURN	(9,773)	(22,519)	(37,430)	(37,430)

DESCRIPTION:

This department is used to account for the cost of the County's annual outside audit. The expense is then allocated to departments through the countywide A-87 cost plan allocation plan based on the relative budget size of each department.

COUNTY OF GLENN
 DETAIL OF FINANCING SOURCES AND FINANCING USES
 GOVERNMENTAL FUNDS
 FISCAL YEAR 2016-17

BUDGET UNIT	01011010 BOARD OF SUPERVISORS		BOARD OF SUPERVISORS	
	FUNCTION	GENERAL GOVERNMENT		
ACTIVITY	LEGISLATIVE & ADMINISTRATIVE			
DETAIL BY REVENUE CATEGORY AND EXPENDITURE OBJECT	2014-15 ACTUAL	2015-16 ACTUAL	2016-17 RECOMMENDED BUDGET	2016-17 ADOPTED BUDGET
REVENUES				
MISCELLANEOUS REVENUES	62	0	0	0
TOTAL REVENUES	62	0	0	0
EXPENSES				
SALARIES & BENEFITS	274,026	250,837	276,126	276,126
SERVICES & SUPPLIES	24,352	98,658	105,927	105,927
OTHER CHARGES	111,883	75,667	80,350	80,350
OTHER FINANCING USES	0	1,564	1,565	1,565
TOTAL EXPENSES	410,261	426,726	463,968	463,968
NET COUNTY (COST)/RETURN	(410,199)	(426,726)	(463,968)	(463,968)

DESCRIPTION:

The Board of Supervisors is the policy making body of the County of Glenn, and with the assistance and advice of County Administrative Officer and department heads, performs the administrative as well as legislative function of County government. The Board is vested with both expressed and implied responsibilities that enables and allows them to carry out these functions on behalf of the taxpayers of the County, and to ensure efficiency in government at the local level. The elected five-member Board, with one serving as Chairperson, serves in various capacities which include reviewing and approving department budgets, purchase of capital assets and budgetary authority for all County departments. The Board researches State and Federal regulations that affect Glenn County, its departments and residents.

COUNTY OF GLENN
 DETAIL OF FINANCING SOURCES AND FINANCING USES
 GOVERNMENTAL FUNDS
 FISCAL YEAR 2016-17

BUDGET UNIT **01011020 CLERK OF THE BOARD**
 FUNCTION GENERAL GOVERNMENT
 ACTIVITY LEGISLATIVE & ADMINISTRATIVE

DI AULABAUGH
 CLERK OF THE BOARD

DETAIL BY REVENUE CATEGORY AND EXPENDITURE OBJECT	2014-15 ACTUAL	2015-16 ACTUAL	2016-17 RECOMMENDED BUDGET	2016-17 ADOPTED BUDGET
REVENUES				
CHARGES FOR CURRENT SERVICES	3,923	4,214	4,000	4,000
MISCELLANEOUS REVENUES	1,841	910	0	0
TOTAL REVENUES	5,764	5,124	4,000	4,000
EXPENSES				
SALARIES & BENEFITS	158,516	178,561	175,010	175,010
SERVICES & SUPPLIES	11,646	7,199	22,335	22,335
OTHER CHARGES	23,946	38,402	6,854	6,854
OTHER FINANCING USES	0	391	391	391
TOTAL EXPENSES	194,108	224,554	204,590	204,590
NET COUNTY (COST)/RETURN	(188,344)	(219,429)	(200,590)	(200,590)

DESCRIPTION:

In accordance with State law, the office of the County Clerk acts as the Clerk of the Board of Supervisors. This office is also entrusted with the custody of records; provides clerical support to the Board of Supervisors; maintains and monitors databases on County contracts executed by the Board and appointments roster on all County committees and commissions.

This office is charged with the preparation of Board agendas, clerking of Board meetings and maintaining an official record book. The County's Administrative Manual of Policies and Procedures and Codification to the County Code, as required by law, are also maintained within this office. The Clerk of the Board's office also acts as a liaison between County departments and the Board of Supervisors.

COUNTY OF GLENN
 DETAIL OF FINANCING SOURCES AND FINANCING USES
 GOVERNMENTAL FUNDS
 FISCAL YEAR 2016-17

BUDGET UNIT **01011013 COUNTY ADMINISTRATIVE OFFICER** BOARD OF SUPERVISORS
 FUNCTION GENERAL GOVERNMENT
 ACTIVITY LEGISLATIVE & ADMINISTRATIVE

DETAIL BY REVENUE CATEGORY AND EXPENDITURE OBJECT	2014-15 ACTUAL	2015-16 ACTUAL	2016-17 RECOMMENDED BUDGET	2016-17 ADOPTED BUDGET
REVENUES				
CHARGES FOR CURRENT SERVICES	9,554	12,689	(918)	(918)
TOTAL REVENUES	9,554	12,689	(918)	(918)
EXPENSES				
SALARIES & BENEFITS	11,703	12,987	14,641	14,641
TOTAL EXPENSES	11,703	12,987	14,641	14,641
NET COUNTY (COST)/RETURN	(2,149)	(298)	(15,559)	(15,559)

DESCRIPTION:

Ongoing post-retirement benefits for the former County Administrative Officer position are recorded in this budget unit and are allocated to the various county departments and agencies through the annual countywide A-87 cost allocation plan based on the relative budget size of each department.

COUNTY OF GLENN
 DETAIL OF FINANCING SOURCES AND FINANCING USES
 GOVERNMENTAL FUNDS
 FISCAL YEAR 2016-17

BUDGET UNIT FUNCTION ACTIVITY	01011005 BOARD RESOURCES/TRANSFERS GENERAL GOVERNMENT OTHER GENERAL		BOARD OF SUPERVISORS	
			2016-17 RECOMMENDED BUDGET	2016-17 ADOPTED BUDGET
DETAIL BY REVENUE CATEGORY AND EXPENDITURE OBJECT	2014-15 ACTUAL	2015-16 ACTUAL	2016-17 RECOMMENDED BUDGET	2016-17 ADOPTED BUDGET
REVENUES				
TAXES	10,217,057	10,923,599	10,548,500	10,795,769
LICENSES & PERMITS	624,752	645,819	590,000	590,000
FINES, FORFEITURES & PENALTIES	125,096	0	0	0
USE OF MONEY & PROPERTY	9,010	84,581	7,500	7,500
INTERGOVERNMENTAL REVENUE	954,132	717,736	729,325	729,325
CHARGES FOR CURRENT SERVICES	16,650	188,368	220,672	490,672
MISCELLANEOUS REVENUES	306,298	243,236	300,150	300,150
TOTAL REVENUES	12,252,996	12,803,338	12,396,147	12,913,416
EXPENSES				
SERVICES & SUPPLIES	1,578	19,065	24,000	24,000
OTHER CHARGES	410,859	292,156	426,049	389,476
OTHER FINANCING USES	8,220,648	7,868,286	8,814,045	11,139,983
TOTAL EXPENSES	8,633,085	8,179,506	9,264,094	11,553,459
NET COUNTY (COST)/RETURN	3,619,911	4,623,831	3,132,053	1,359,957

DESCRIPTION:

The Board Resources budget unit records general purpose revenues used for financing County operations. These revenues are not collected in direct response to services provided. Non-program or general purpose revenues include countywide property taxes as well as intergovernmental revenues that come to the County without restrictions as to specific program use.

COUNTY OF GLENN
 DETAIL OF FINANCING SOURCES AND FINANCING USES
 GOVERNMENTAL FUNDS
 FISCAL YEAR 2016-17

BUDGET UNIT	02262200 COUNTY SERVICES-FLEET DIVISION	MATT GOMES, INTERMIN
FUNCTION	GENERAL GOVERNMENT	PLANNING & PUBLIC WORKS
ACTIVITY	OTHER GENERAL	AGENCY DIRECTOR

DETAIL BY REVENUE CATEGORY AND EXPENDITURE OBJECT	2014-15 ACTUAL	2015-16 ACTUAL	2016-17 RECOMMENDED BUDGET	2016-17 ADOPTED BUDGET
REVENUES				
CHARGES FOR CURRENT SERVICES	0	343,777	373,624	373,624
TOTAL REVENUES	0	343,777	373,624	373,624
EXPENSES				
SALARIES & BENEFITS	0	355,900	368,752	368,752
OTHER CHARGES	0	0	4,872	4,872
TOTAL EXPENSES	0	355,900	373,624	373,624
 NET COUNTY (COST)/RETURN	 0	 (12,123)	 0	 0

DESCRIPTION:

This budget unit contains the salaries and benefits of the Fleet Operations staff. Costs of operation and maintenance of all light fleet vehicles are recovered on a per-mile fee charge based on a minimum of 600 miles per month. Fleet Management's primary objective is to control the overall cost of operating the County fleet of vehicles and equipment in a manner that extends their useful life. Fleet Operations is responsible for managing the County's light, heavy and equipment fleet, providing reliable and safe transportation, purchasing vehicles to meet the operational needs of departments, maintaining, servicing and repairing vehicles and monitoring the use of vehicles in accordance with policies established by the Board of Supervisors. Mileage rates, along with shop rates, are adjusted annually to reflect the actual cost of maintaining fleet vehicles.

COUNTY OF GLENN
 DETAIL OF FINANCING SOURCES AND FINANCING USES
 GOVERNMENTAL FUNDS
 FISCAL YEAR 2016-17

BUDGET UNIT **01011203 DP-COUNTYWIDE IT SERVICES** EDWARD J. LAMB
 FUNCTION GENERAL GOVERNMENT DIRECTOR OF FINANCE
 ACTIVITY OTHER GENERAL

DETAIL BY REVENUE CATEGORY AND EXPENDITURE OBJECT	2014-15 ACTUAL	2015-16 ACTUAL	2016-17 RECOMMENDED BUDGET	2016-17 ADOPTED BUDGET
REVENUES				
CHARGES FOR CURRENT SERVICES	(30,083)	0	0	0
TOTAL REVENUES	(30,083)	0	0	0
NET COUNTY (COST)/RETURN	(30,083)	0	0	0

DESCRIPTION:

The County has entered in to an agreement with an outside vendor for technical countywide data processing and information technology services. Expenses are allocated to departments based on the actual hours provided by the vendor. Effective with fiscal year 2013/14 expenses of this department have been moved to the Data Processing Internal Service Fund.

COUNTY OF GLENN
 DETAIL OF FINANCING SOURCES AND FINANCING USES
 GOVERNMENTAL FUNDS
 FISCAL YEAR 2016-17

BUDGET UNIT **01011201 DP-FINANCE NETWORK**
 FUNCTION GENERAL GOVERNMENT
 ACTIVITY OTHER GENERAL

EDWARD J. LAMB
 DIRECTOR OF FINANCE

DETAIL BY REVENUE CATEGORY AND EXPENDITURE OBJECT	2014-15 ACTUAL	2015-16 ACTUAL	2016-17 RECOMMENDED BUDGET	2016-17 ADOPTED BUDGET
EXPENSES				
SERVICES & SUPPLIES	133,464	137,401	253,800	253,800
OTHER CHARGES	38,276	35,886	36,775	36,775
FIXED ASSETS	63,958	51,810	0	0
TOTAL EXPENSES	235,698	225,096	290,575	290,575
NET COUNTY (COST)/RETURN	(235,698)	(225,096)	(290,575)	(290,575)

DESCRIPTION:

This account is used to capture all data processing expenses relating to the financial, payroll, budgeting, auditing and check processing functions performing by the Department of Finance.

COUNTY OF GLENN
 DETAIL OF FINANCING SOURCES AND FINANCING USES
 GOVERNMENTAL FUNDS
 FISCAL YEAR 2016-17

BUDGET UNIT **01011200 DP-PROPERTY TAX SYSTEM** EDWARD J. LAMB
 FUNCTION GENERAL GOVERNMENT DIRECTOR OF FINANCE
 ACTIVITY OTHER GENERAL

DETAIL BY REVENUE CATEGORY AND EXPENDITURE OBJECT	2014-15 ACTUAL	2015-16 ACTUAL	2016-17 RECOMMENDED BUDGET	2016-17 ADOPTED BUDGET
REVENUES				
CHARGES FOR CURRENT SERVICES	61,423	(272,564)	101,612	101,612
TOTAL REVENUES	61,423	(272,564)	101,612	101,612
EXPENSES				
SERVICES & SUPPLIES	57,741	84,788	134,000	134,000
FIXED ASSETS	0	80,000	0	0
OTHER FINANCING USES	0	0	30,000	30,000
TOTAL EXPENSES	57,741	164,788	164,000	164,000
NET COUNTY (COST)/RETURN	3,681	(437,352)	(62,388)	(62,388)

DESCRIPTION:

This department is used to capture all data processing expenses related to property tax collection. Data Processing expenses are allocated through the countywide cost allocation plan to the Assessor and Department of Finance based on tax related direct salaries and benefits in each department.

COUNTY OF GLENN
 DETAIL OF FINANCING SOURCES AND FINANCING USES
 GOVERNMENTAL FUNDS
 FISCAL YEAR 2016-17

BUDGET UNIT **01011170 EMPLOYEE BENEFITS** LINDA DURRER, INTERIM
 FUNCTION GENERAL GOVERNMENT PERSONNEL DIRECTOR
 ACTIVITY OTHER GENERAL

DETAIL BY REVENUE CATEGORY AND EXPENDITURE OBJECT	2014-15 ACTUAL	2015-16 ACTUAL	2016-17 RECOMMENDED BUDGET	2016-17 ADOPTED BUDGET
REVENUES				
CHARGES FOR CURRENT SERVICES	25,680	17,440	16,561	16,561
TOTAL REVENUES	25,680	17,440	16,561	16,561
EXPENSES				
SERVICES & SUPPLIES	32,527	26,244	28,860	28,860
TOTAL EXPENSES	32,527	26,244	28,860	28,860
NET COUNTY (COST)/RETURN	(6,847)	(8,804)	(12,299)	(12,299)

DESCRIPTION:

The Employee Benefits department was established to account for countywide employee benefits that are not charged directly through the payroll process such as pre-employment physicals and an employee assistance program. Expenses are allocated to departments through the annual A-87 cost allocation plan based on the number of employees in each department.

COUNTY OF GLENN
 DETAIL OF FINANCING SOURCES AND FINANCING USES
 GOVERNMENTAL FUNDS
 FISCAL YEAR 2016-17

BUDGET UNIT **01011150 GENERAL INSURANCE/SURETY BONDS** EDWARD J. LAMB
 FUNCTION GENERAL GOVERNMENT DIRECTOR OF FINANCE
 ACTIVITY OTHER GENERAL

DETAIL BY REVENUE CATEGORY AND EXPENDITURE OBJECT	2014-15 ACTUAL	2015-16 ACTUAL	2016-17 RECOMMENDED BUDGET	2016-17 ADOPTED BUDGET
REVENUES				
CHARGES FOR CURRENT SERVICES	731,315	890,908	793,895	793,895
MISCELLANEOUS REVENUES	0	0	0	77,000
TOTAL REVENUES	731,315	890,908	793,895	870,895
EXPENSES				
SERVICES & SUPPLIES	828,531	819,973	885,000	885,000
TOTAL EXPENSES	828,531	819,973	885,000	885,000
NET COUNTY (COST)/RETURN	(97,216)	70,935	(91,105)	(14,105)

DESCRIPTION:

The General Insurance budget funded by the General Fund contains the annual insurance premium for general liability, buildings and auto liability. Costs are allocated to various County departments through the annual A-87 cost allocation plan using a ratio of experience and exposure history, square footage and actual premium expenses.

COUNTY OF GLENN
 DETAIL OF FINANCING SOURCES AND FINANCING USES
 GOVERNMENTAL FUNDS
 FISCAL YEAR 2016-17

BUDGET UNIT **02261000 PPWA PERMIT CENTER** MATT GOMES, INTERMIN
 FUNCTION GENERAL GOVERNMENT PLANNING & PUBLIC WORKS
 ACTIVITY OTHER GENERAL AGENCY DIRECTOR

DETAIL BY REVENUE CATEGORY AND EXPENDITURE OBJECT	2014-15 ACTUAL	2015-16 ACTUAL	2016-17 RECOMMENDED BUDGET	2016-17 ADOPTED BUDGET
REVENUES				
LICENSES & PERMITS	21,227	26,887	26,894	26,894
USE OF MONEY & PROPERTY	81	117	50	50
INTERGOVERNMENTAL REVENUE	0	75,249	0	0
CHARGES FOR CURRENT SERVICES	117,082	273,985	360,623	360,623
TOTAL REVENUES	138,390	376,238	387,567	387,567
EXPENSES				
SERVICES & SUPPLIES	138,170	369,314	387,567	387,567
TOTAL EXPENSES	138,170	369,314	387,567	387,567
NET COUNTY (COST)/RETURN	220	6,925	0	0

DESCRIPTION:

The one-stop permit center services the public for planning, building and encroachment permits issued by the Agency. Permitting activity is also coordinated with other county departments that have a responsibility in permitting of development. The center is moving toward more of an online presence to permit 24/7 accessibility.

COUNTY OF GLENN
 DETAIL OF FINANCING SOURCES AND FINANCING USES
 GOVERNMENTAL FUNDS
 FISCAL YEAR 2016-17

BUDGET UNIT **01051080 SAFETY PROJECTS** LINDA DURRER, INTERIM
 FUNCTION GENERAL GOVERNMENT PERSONNEL DIRECTOR
 ACTIVITY OTHER GENERAL

DETAIL BY REVENUE CATEGORY AND EXPENDITURE OBJECT	2014-15 ACTUAL	2015-16 ACTUAL	2016-17 RECOMMENDED BUDGET	2016-17 ADOPTED BUDGET
REVENUES				
USE OF MONEY & PROPERTY	130	122	0	0
MISCELLANEOUS REVENUES	51,000	51,000	0	0
TOTAL REVENUES	51,130	51,122	0	0
EXPENSES				
SERVICES & SUPPLIES	5,097	8,068	0	0
OTHER FINANCING USES	49,754	42,458	42,458	42,458
TOTAL EXPENSES	54,851	50,526	42,458	42,458
NET COUNTY (COST)/RETURN	(3,721)	595	(42,458)	(42,458)

DESCRIPTION:

The Loss Prevention Incentive Program is a program offered through Golden State Risk Management Authority (GSRMA). GSRMA members apply for consideration for funding on an annual basis. Approval is based on meeting a pre-determined set of criteria related to the member's safety program. The program was designed by GSRMA in an effort to create behavioral change by their member agency's Board and employees toward safety and loss prevention and to improve each member agency's loss prevention and safety programs.

COUNTY OF GLENN
 DETAIL OF FINANCING SOURCES AND FINANCING USES
 GOVERNMENTAL FUNDS
 FISCAL YEAR 2016-17

BUDGET UNIT **01011180 SURVEYOR AND ENGINEER** MATT GOMES, INTERMIN
 FUNCTION GENERAL GOVERNMENT PLANNING & PUBLIC WORKS
 ACTIVITY OTHER GENERAL AGENCY DIRECTOR

DETAIL BY REVENUE CATEGORY AND EXPENDITURE OBJECT	2014-15 ACTUAL	2015-16 ACTUAL	2016-17 RECOMMENDED BUDGET	2016-17 ADOPTED BUDGET
REVENUES				
CHARGES FOR CURRENT SERVICES	7,481	15,629	18,250	18,250
TOTAL REVENUES	7,481	15,629	18,250	18,250
EXPENSES				
SERVICES & SUPPLIES	30,357	46,089	49,606	49,606
OTHER CHARGES	373	187	169	169
TOTAL EXPENSES	30,730	46,276	49,775	49,775
NET COUNTY (COST)/RETURN	(23,249)	(30,647)	(31,525)	(31,525)

DESCRIPTION:

This unit provides for the statutory responsibilities of the county surveyor and engineer, as separate from individual construction projects. Typical activity includes review and checking of record of surveys, parcel maps, subdivision maps, etc.

COUNTY OF GLENN
 DETAIL OF FINANCING SOURCES AND FINANCING USES
 GOVERNMENTAL FUNDS
 FISCAL YEAR 2016-17

BUDGET UNIT **01051000 TITLE III FOREST RESERVES** EDWARD J. LAMB
 FUNCTION GENERAL GOVERNMENT DIRECTOR OF FINANCE
 ACTIVITY OTHER GENERAL

DETAIL BY REVENUE CATEGORY AND EXPENDITURE OBJECT	2014-15 ACTUAL	2015-16 ACTUAL	2016-17 RECOMMENDED BUDGET	2016-17 ADOPTED BUDGET
REVENUES				
USE OF MONEY & PROPERTY	639	743	275	275
INTERGOVERNMENTAL REVENUE	22,672	23,160	23,000	23,000
TOTAL REVENUES	23,311	23,902	23,275	23,275
EXPENSES				
SERVICES & SUPPLIES	0	0	23,275	23,275
TOTAL EXPENSES	0	0	23,275	23,275
NET COUNTY (COST)/RETURN	23,311	23,902	0	0

DESCRIPTION:

This fund is used to account for revenues earmarked for projects that support Nation Forests such as; projects related to search and rescue and other emergency services, community service work camps, easement purchases, forest related educational opportunities, fire prevention and county planning or community forestry.

COUNTY OF GLENN
 DETAIL OF FINANCING SOURCES AND FINANCING USES
 GOVERNMENTAL FUNDS
 FISCAL YEAR 2016-17

BUDGET UNIT **01011090 PERSONNEL DEPARTMENT** LINDA DURRER, INTERIM
 FUNCTION GENERAL GOVERNMENT PERSONNEL DIRECTOR
 ACTIVITY PERSONNEL

DETAIL BY REVENUE CATEGORY AND EXPENDITURE OBJECT	2014-15 ACTUAL	2015-16 ACTUAL	2016-17 RECOMMENDED BUDGET	2016-17 ADOPTED BUDGET
REVENUES				
CHARGES FOR CURRENT SERVICES	362,621	167,269	378,563	378,563
MISCELLANEOUS REVENUES	98	0	0	0
OTHER FINANCING SOURCES	39,754	42,458	42,458	42,458
TOTAL REVENUES	402,473	209,727	421,021	421,021
EXPENSES				
SALARIES & BENEFITS	393,118	192,571	223,400	223,400
SERVICES & SUPPLIES	66,870	150,958	149,850	149,850
OTHER CHARGES	23,020	20,093	23,626	23,626
OTHER FINANCING USES	0	782	782	782
TOTAL EXPENSES	483,008	364,404	397,658	397,658
NET COUNTY (COST)/RETURN	(80,535)	(154,676)	23,363	23,363

DESCRIPTION:

Under administrative direction of the Board of Supervisors, the Personnel Department is responsible for the continuing development and administration of the countywide personnel program consisting of classification, pay, employee relations, recruitment and selection, affirmative action and employee benefits.

COUNTY OF GLENN
 DETAIL OF FINANCING SOURCES AND FINANCING USES
 GOVERNMENTAL FUNDS
 FISCAL YEAR 2016-17

BUDGET UNIT **01301130 ACCUMULATED CAPITAL OUTLAY**
 FUNCTION GENERAL GOVERNMENT
 ACTIVITY PLANT ACQUISITION

MATT GOMES, INTERMIN
 PLANNING & PUBLIC WORKS
 AGENCY DIRECTOR

DETAIL BY REVENUE CATEGORY AND EXPENDITURE OBJECT	2014-15 ACTUAL	2015-16 ACTUAL	2016-17 RECOMMENDED BUDGET	2016-17 ADOPTED BUDGET
REVENUES				
USE OF MONEY & PROPERTY	29	30	10	10
TOTAL REVENUES	29	30	10	10
NET COUNTY (COST)/RETURN	29	30	10	10

DESCRIPTION:

Accumulated Capital Outlay is used to account for financial resources to be used for the acquisition or construction of major capital projects.

COUNTY OF GLENN
 DETAIL OF FINANCING SOURCES AND FINANCING USES
 GOVERNMENTAL FUNDS
 FISCAL YEAR 2016-17

BUDGET UNIT **01751135 COURT CONSOLIDATION** MATT GOMES, INTERMIN
 FUNCTION GENERAL GOVERNMENT PLANNING & PUBLIC WORKS
 ACTIVITY PLANT ACQUISITION AGENCY DIRECTOR

DETAIL BY REVENUE CATEGORY AND EXPENDITURE OBJECT	2014-15 ACTUAL	2015-16 ACTUAL	2016-17 RECOMMENDED BUDGET	2016-17 ADOPTED BUDGET
REVENUES				
USE OF MONEY & PROPERTY	0	81,000	0	0
TOTAL REVENUES	0	81,000	0	0
EXPENSES				
OTHER FINANCING USES	0	0	500,000	305,350
TOTAL EXPENSES	0	0	500,000	305,350
NET COUNTY (COST)/RETURN	0	81,000	(500,000)	(305,350)

DESCRIPTION:

The County must obtain approval from the Administrative Office of the Court (AOC) for any expenditure of funds from the Courthouse Construction Fund pursuant to §76100 of the California Government Code. Funds are used to upgrade county-owned facilities for use by the Courts system.

COUNTY OF GLENN
 DETAIL OF FINANCING SOURCES AND FINANCING USES
 GOVERNMENTAL FUNDS
 FISCAL YEAR 2016-17

BUDGET UNIT **01751150 DEPARTMENT RELOCATION** MATT GOMES, INTERMIN
 FUNCTION GENERAL GOVERNMENT PLANNING & PUBLIC WORKS
 ACTIVITY PLANT ACQUISITION AGENCY DIRECTOR

DETAIL BY REVENUE CATEGORY AND EXPENDITURE OBJECT	2014-15 ACTUAL	2015-16 ACTUAL	2016-17 RECOMMENDED BUDGET	2016-17 ADOPTED BUDGET
REVENUES				
USE OF MONEY & PROPERTY	43	44	18	18
TOTAL REVENUES	43	44	18	18
EXPENSES				
OTHER FINANCING USES	0	0	17,100	17,100
TOTAL EXPENSES	0	0	17,100	17,100
NET COUNTY (COST)/RETURN	43	44	(17,082)	(17,082)

DESCRIPTION:

The County transferred title of the Courthouse to the State of California in fiscal year 2011-12. County departments such as the Board of Supervisors, Clerk-Recorder that were located inside the courthouse and various departments that used the basement of the courthouse for record storage were required to relocate. This capital project was established to record the relocation activities.

COUNTY OF GLENN
 DETAIL OF FINANCING SOURCES AND FINANCING USES
 GOVERNMENTAL FUNDS
 FISCAL YEAR 2016-17

BUDGET UNIT **01052000 DEVELOPMENT IMPACT FEES**
 FUNCTION GENERAL GOVERNMENT
 ACTIVITY PLANT ACQUISITION

MATT GOMES, INTERMIN
 PLANNING & PUBLIC WORKS
 AGENCY DIRECTOR

DETAIL BY REVENUE CATEGORY AND EXPENDITURE OBJECT	2014-15 ACTUAL	2015-16 ACTUAL	2016-17 RECOMMENDED BUDGET	2016-17 ADOPTED BUDGET
REVENUES				
USE OF MONEY & PROPERTY	565	699	0	0
TOTAL REVENUES	565	699	0	0
NET COUNTY (COST)/RETURN	565	699	0	0

DESCRIPTION:

The Development Impact Fees fund was established to record the amount of impact fees collected from new development projects within the County.

COUNTY OF GLENN
 DETAIL OF FINANCING SOURCES AND FINANCING USES
 GOVERNMENTAL FUNDS
 FISCAL YEAR 2016-17

BUDGET UNIT **01401140 ADVERTISING COUNTY RESOURCES** MATT GOMES, INTERMIN
 FUNCTION GENERAL GOVERNMENT PLANNING & PUBLIC WORKS
 ACTIVITY PROMOTION AGENCY DIRECTOR

DETAIL BY REVENUE CATEGORY AND EXPENDITURE OBJECT	2014-15 ACTUAL	2015-16 ACTUAL	2016-17 RECOMMENDED BUDGET	2016-17 ADOPTED BUDGET
REVENUES				
INTERGOVERNMENTAL REVENUE	2,000	1,000	2,000	2,000
CHARGES FOR CURRENT SERVICES	5,000	7,500	7,500	7,500
OTHER FINANCING SOURCES	1,000	1,000	1,000	1,000
TOTAL REVENUES	8,000	9,500	10,500	10,500
EXPENSES				
SERVICES & SUPPLIES	7,040	10,497	15,000	15,000
TOTAL EXPENSES	7,040	10,497	15,000	15,000
NET COUNTY (COST)/RETURN	960	(997)	(4,500)	(4,500)

DESCRIPTION:

This activity includes the State Fair Exhibit. The County exhibit for the State Fair is an annual project requiring management of a contract with a local contractor to design, construct, transport, erect and dismantle the exhibit. Management includes coordination of volunteers to staff the Glenn County booth at the State Fair. Funding comes from the County, Cities, the general public and businesses.

COUNTY OF GLENN
 DETAIL OF FINANCING SOURCES AND FINANCING USES
 GOVERNMENTAL FUNDS
 FISCAL YEAR 2016-17

BUDGET UNIT **01054620 CAL BOAT LAUNCHING**
 FUNCTION GENERAL GOVERNMENT
 ACTIVITY PROPERTY

MATT GOMES, INTERMIN
 PLANNING & PUBLIC WORKS
 AGENCY DIRECTOR

DETAIL BY REVENUE CATEGORY AND EXPENDITURE OBJECT	2014-15 ACTUAL	2015-16 ACTUAL	2016-17 RECOMMENDED BUDGET	2016-17 ADOPTED BUDGET
REVENUES				
LICENSES & PERMITS	11,109	21,369	20,000	20,000
FINES, FORFEITURES & PENALTIES	509	770	600	600
USE OF MONEY & PROPERTY	(666)	77	30	30
TOTAL REVENUES	10,952	22,216	20,630	20,630
EXPENSES				
SERVICES & SUPPLIES	13,736	10,453	35,100	35,100
TOTAL EXPENSES	13,736	10,453	35,100	35,100
NET COUNTY (COST)/RETURN	(2,784)	11,763	(14,470)	(14,470)

DESCRIPTION:

This provides for the operation and maintenance of the boat launch facilities under the control of Glenn County. Launch facilities are located on the Sacramento River at Ord Bend and Butte City. A fee for launching & retrieval of boats is imposed and collected at the site or an annual unlimited use permit may be purchased at the Planning & Public Works Agency offices.

COUNTY OF GLENN
 DETAIL OF FINANCING SOURCES AND FINANCING USES
 GOVERNMENTAL FUNDS
 FISCAL YEAR 2016-17

BUDGET UNIT 02261100 COUNTY SERVICES-FACILITIES DIVISION		MATT GOMES, INTERMIN			
FUNCTION GENERAL GOVERNMENT		PLANNING & PUBLIC WORKS			
ACTIVITY PROPERTY		AGENCY DIRECTOR			
DETAIL BY REVENUE CATEGORY AND EXPENDITURE OBJECT		2014-15 ACTUAL	2015-16 ACTUAL	2016-17 RECOMMENDED BUDGET	2016-17 ADOPTED BUDGET
REVENUES					
CHARGES FOR CURRENT SERVICES		0	877,296	961,121	961,121
MISCELLANEOUS REVENUES		0	0	228	228
TOTAL REVENUES		0	877,296	961,349	961,349
EXPENSES					
SALARIES & BENEFITS		0	877,296	961,349	961,349
TOTAL EXPENSES		0	877,296	961,349	961,349
NET COUNTY (COST)/RETURN		0	0	0	0

DESCRIPTION:

The County Services - Facilities Division was created in order to capture salaries and benefits costs to directly charge departments for services provided by the Planning & Public Works Facilities staff. Separating direct charge services from general county expenses reduces the activities in the countywide A-87 cost allocation plan and provides departments the ability to pay for services in the same year the services were provided.

COUNTY OF GLENN
 DETAIL OF FINANCING SOURCES AND FINANCING USES
 GOVERNMENTAL FUNDS
 FISCAL YEAR 2016-17

BUDGET UNIT **01011124 COURT FACILITIES**
 FUNCTION GENERAL GOVERNMENT
 ACTIVITY PROPERTY

MATT GOMES, INTERMIN
 PLANNING & PUBLIC WORKS
 AGENCY DIRECTOR

DETAIL BY REVENUE CATEGORY AND EXPENDITURE OBJECT	2014-15 ACTUAL	2015-16 ACTUAL	2016-17 RECOMMENDED BUDGET	2016-17 ADOPTED BUDGET
REVENUES				
CHARGES FOR CURRENT SERVICES	0	0	0	60,000
TOTAL REVENUES	0	0	0	60,000
EXPENSES				
SERVICES & SUPPLIES	64,403	64,403	64,403	64,403
TOTAL EXPENSES	64,403	64,403	64,403	64,403
NET COUNTY (COST)/RETURN	(64,403)	(64,403)	(64,403)	(4,403)

DESCRIPTION:

In December 2009 the Board of Supervisors executed a transfer agreement to transfer ownership of the courthouse to the State Administrative Office of the Courts. Under the Trial Court Facilities Act of 2002 and pursuant to §70351 of the Government Code, the County is required to provide a source of funding to the State for the ongoing operations and maintenance of court facilities.

COUNTY OF GLENN
 DETAIL OF FINANCING SOURCES AND FINANCING USES
 GOVERNMENTAL FUNDS
 FISCAL YEAR 2016-17

BUDGET UNIT **01011120 FACILITIES MAINTENANCE**
 FUNCTION GENERAL GOVERNMENT
 ACTIVITY PROPERTY

MATT GOMES, INTERMIN
 PLANNING & PUBLIC WORKS
 AGENCY DIRECTOR

DETAIL BY REVENUE CATEGORY AND EXPENDITURE OBJECT	2014-15 ACTUAL	2015-16 ACTUAL	2016-17 RECOMMENDED BUDGET	2016-17 ADOPTED BUDGET
REVENUES				
CHARGES FOR CURRENT SERVICES	86,432	0	0	0
TOTAL REVENUES	86,432	0	0	0
NET COUNTY (COST)/RETURN	86,432	0	0	0

DESCRIPTION:

This department provides maintenance and upkeep of County buildings, adjacent grounds, parks, boat launch facilities, community use halls, libraries and secured facilities. To insure a safe and clean working environment, this department oversees custodial services, purchasing of related supplies and administers contractual agreements for repairs, alterations and new construction of these facilities. This department is also responsible for writing and administering a variety of construction related grant projects.

COUNTY OF GLENN
 DETAIL OF FINANCING SOURCES AND FINANCING USES
 GOVERNMENTAL FUNDS
 FISCAL YEAR 2016-17

BUDGET UNIT **01011121 IN-HOUSE PROJECTS**
 FUNCTION GENERAL GOVERNMENT
 ACTIVITY PROPERTY

MATT GOMES, INTERMIN
 PLANNING & PUBLIC WORKS
 AGENCY DIRECTOR

DETAIL BY REVENUE CATEGORY AND EXPENDITURE OBJECT	2014-15 ACTUAL	2015-16 ACTUAL	2016-17 RECOMMENDED BUDGET	2016-17 ADOPTED BUDGET
REVENUES				
CHARGES FOR CURRENT SERVICES	0	6,476	0	0
OTHER FINANCING SOURCES	10,000	26,605	517,100	322,450
TOTAL REVENUES	10,000	33,081	517,100	322,450
EXPENSES				
SERVICES & SUPPLIES	0	36,700	0	0
OTHER CHARGES	0	0	6,629	6,629
FIXED ASSETS	9,821	59,674	517,100	322,450
OTHER FINANCING USES	30,818	15,409	0	0
TOTAL EXPENSES	40,639	111,783	523,729	329,079
NET COUNTY (COST)/RETURN	(30,639)	(78,701)	(6,629)	(6,629)

DESCRIPTION:

The In-House Projects budget unit was established to track specific maintenance projects to county-owned facilities. Projects have included heating, ventilation and cooling system replacement, carpeting, painting, roof and window replacement and general infrastructure maintenance.

COUNTY OF GLENN
 DETAIL OF FINANCING SOURCES AND FINANCING USES
 GOVERNMENTAL FUNDS
 FISCAL YEAR 2016-17

BUDGET UNIT **01054840 MEMORIAL HALL**
 FUNCTION GENERAL GOVERNMENT
 ACTIVITY PROPERTY

BRANDON THOMPSON
 CHIEF PROBATION OFFICER

DETAIL BY REVENUE CATEGORY AND EXPENDITURE OBJECT	2014-15 ACTUAL	2015-16 ACTUAL	2016-17 RECOMMENDED BUDGET	2016-17 ADOPTED BUDGET
REVENUES				
USE OF MONEY & PROPERTY	30,858	28,542	26,442	26,442
TOTAL REVENUES	30,858	28,542	26,442	26,442
EXPENSES				
SERVICES & SUPPLIES	25,525	29,012	31,822	31,822
TOTAL EXPENSES	25,525	29,012	31,822	31,822
NET COUNTY (COST)/RETURN	5,333	(471)	(5,380)	(5,380)

DESCRIPTION:

The Memorial Hall fund was established for any hall related maintenance costs for both the Orland & Willows Memorial Hall facilities. Rental fees and retained cleaning deposits are the source of funding for this account.

COUNTY OF GLENN
 DETAIL OF FINANCING SOURCES AND FINANCING USES
 GOVERNMENTAL FUNDS
 FISCAL YEAR 2016-17

BUDGET UNIT **01054621 ORD BEND LAUNCHING FACILITY** MATT GOMES, INTERMIN
 FUNCTION GENERAL GOVERNMENT PLANNING & PUBLIC WORKS
 ACTIVITY PROPERTY AGENCY DIRECTOR

DETAIL BY REVENUE CATEGORY AND EXPENDITURE OBJECT	2014-15 ACTUAL	2015-16 ACTUAL	2016-17 RECOMMENDED BUDGET	2016-17 ADOPTED BUDGET
REVENUES				
INTERGOVERNMENTAL REVENUE	506,567	0	0	0
TOTAL REVENUES	506,567	0	0	0
EXPENSES				
FIXED ASSETS	501,388	0	0	0
SPECIAL ITEMS	5,180	0	0	0
TOTAL EXPENSES	506,567	0	0	0
NET COUNTY (COST)/RETURN	0	0	0	0

DESCRIPTION:

This budget unit was established to record activities related to a grant received from the State Department of Boating and Waterways. This is a multi-year grant and consists of constructing a two-lane boat ramp; installation of a boarding float; resurfacing and striping the parking areas and access roads; constructing new sidewalks; refurbishing restroom facilities and installing lighting and security features at the Ord Bend Boat Launch Facility located on the Sacramento River.

COUNTY OF GLENN
 DETAIL OF FINANCING SOURCES AND FINANCING USES
 GOVERNMENTAL FUNDS
 FISCAL YEAR 2016-17

BUDGET UNIT **01024170 CALIFORNIA CHILDREN'S SERVICES** CHRISTINE ZOPPI
 FUNCTION HEALTH & SANITATION HEALTH & HUMAN SERVICES
 ACTIVITY CALIFORNIA CHILDREN'S SERVICES AGENCY DIRECTOR

DETAIL BY REVENUE CATEGORY AND EXPENDITURE OBJECT	2014-15 ACTUAL	2015-16 ACTUAL	2016-17 RECOMMENDED BUDGET	2016-17 ADOPTED BUDGET
REVENUES				
INTERGOVERNMENTAL REVENUE	240,177	287,892	319,422	365,518
CHARGES FOR CURRENT SERVICES	33,467	32,197	32,217	32,217
MISCELLANEOUS REVENUES	8,057	11,012	0	4,085
SPECIAL ITEMS	0	2,151	191	191
TOTAL REVENUES	281,702	333,252	351,830	402,011
EXPENSES				
SALARIES & BENEFITS	90,969	95,019	99,259	99,259
SERVICES & SUPPLIES	17,305	16,961	74,346	74,346
OTHER CHARGES	148,378	57,457	79,666	79,666
SPECIAL ITEMS	16,992	63,126	98,559	98,559
TOTAL EXPENSES	273,643	232,563	351,830	351,830
NET COUNTY (COST)/RETURN	8,059	100,689	0	50,181

DESCRIPTION:

The mission of the California Children's Services (CCS) is to ensure that children and families of children encountering catastrophic illnesses beyond their ability to financially address it will have assistance from the county and the state. Functions performed by this budget unit include but are not limited to counseling with the families, coordination with the families with other funding sources, ensuring that children experiencing such catastrophic illnesses in Glenn County receive services both in their homes and in institutions, or out of the county, as often occurs at specialty treatment centers.

COUNTY OF GLENN
 DETAIL OF FINANCING SOURCES AND FINANCING USES
 GOVERNMENTAL FUNDS
 FISCAL YEAR 2016-17

BUDGET UNIT **04940000 AB 2086 STATHAM BILL**
 FUNCTION HEALTH & SANITATION
 ACTIVITY HEALTH

CHRISTINE ZOPPI
 HEALTH & HUMAN SERVICES
 AGENCY DIRECTOR

DETAIL BY REVENUE CATEGORY AND EXPENDITURE OBJECT	2014-15 ACTUAL	2015-16 ACTUAL	2016-17 RECOMMENDED BUDGET	2016-17 ADOPTED BUDGET
REVENUES				
FINES, FORFEITURES & PENALTIES	6,808	6,334	0	0
USE OF MONEY & PROPERTY	153	176	0	0
MISCELLANEOUS REVENUES	8,683	0	0	0
TOTAL REVENUES	15,644	6,511	0	0
NET COUNTY (COST)/RETURN	15,644	6,511	0	0

DESCRIPTION

Fines collected by the County for violations and convictions of alcohol related offenses are deposited to this fund. Funds are transferred to the Alcohol and Drug operating fund to provide treatment to clients with an alcohol addiction.

COUNTY OF GLENN
 DETAIL OF FINANCING SOURCES AND FINANCING USES
 GOVERNMENTAL FUNDS
 FISCAL YEAR 2016-17

BUDGET UNIT **04880000 AIDS EDUCATION**
 FUNCTION HEALTH & SANITATION
 ACTIVITY HEALTH

CHRISTINE ZOPPI
 HEALTH & HUMAN SERVICES
 AGENCY DIRECTOR

DETAIL BY REVENUE CATEGORY AND EXPENDITURE OBJECT	2014-15 ACTUAL	2015-16 ACTUAL	2016-17 RECOMMENDED BUDGET	2016-17 ADOPTED BUDGET
REVENUES				
FINES, FORFEITURES & PENALTIES	0	37	0	0
USE OF MONEY & PROPERTY	9	2	0	0
TOTAL REVENUES	9	38	0	0
EXPENSES				
OTHER CHARGES	0	3,757	0	0
TOTAL EXPENSES	0	3,757	0	0
NET COUNTY (COST)/RETURN	9	(3,719)	0	0

DESCRIPTION

Funds from this account are transferred to the Public Health operating fund to provide AIDS education.

COUNTY OF GLENN
 DETAIL OF FINANCING SOURCES AND FINANCING USES
 GOVERNMENTAL FUNDS
 FISCAL YEAR 2016-17

BUDGET UNIT **01024014 ALCOHOL & DRUG ABUSE SVCS** CHRISTINE ZOPPI
 FUNCTION HEALTH & SANITATION HEALTH & HUMAN SERVICES
 ACTIVITY HEALTH AGENCY DIRECTOR

DETAIL BY REVENUE CATEGORY AND EXPENDITURE OBJECT	2014-15 ACTUAL	2015-16 ACTUAL	2016-17 RECOMMENDED BUDGET	2016-17 ADOPTED BUDGET
REVENUES				
INTERGOVERNMENTAL REVENUE	547,548	568,007	789,487	904,025
CHARGES FOR CURRENT SERVICES	76,371	79,744	101,221	101,221
MISCELLANEOUS REVENUES	26,469	1,950	3,500	4,446
OTHER FINANCING SOURCES	254,315	282,719	297,683	303,077
SPECIAL ITEMS	20	15,151	1,112	1,112
TOTAL REVENUES	904,723	947,570	1,193,003	1,313,881
EXPENSES				
SALARIES & BENEFITS	595,607	668,074	702,410	702,073
SERVICES & SUPPLIES	99,307	115,185	106,839	107,587
OTHER CHARGES	156,141	189,109	216,403	215,992
OTHER FINANCING USES	0	2,107	2,107	2,107
SPECIAL ITEMS	51,746	78,313	165,244	183,214
TOTAL EXPENSES	902,802	1,052,789	1,193,003	1,210,973
NET COUNTY (COST)/RETURN	1,921	(105,219)	0	102,908

DESCRIPTION:

The mission of the Glenn County Alcohol & Drug Program is to provide Glenn County citizens an opportunity to be treated for and supported in maintaining a substance abuse-free lifestyle. The services include but are not limited to individual counseling, group counseling, family counseling, community consultations, case management and the building and support of a community infrastructure to encourage a sober lifestyle for those who desire it. Glenn County offers adult and adolescent drug court programs in cooperation with Glenn county Superior Court for those individuals who would benefit from treatment rather than incarceration. Services include individual and group counseling, family support, coordination with allied agencies and community education and development.

COUNTY OF GLENN
 DETAIL OF FINANCING SOURCES AND FINANCING USES
 GOVERNMENTAL FUNDS
 FISCAL YEAR 2016-17

BUDGET UNIT **04950000 ALCOHOL ABUSE EDUCATION/PREVENTION** CHRISTINE ZOPPI
 FUNCTION HEALTH & SANITATION HEALTH & HUMAN SERVICES
 ACTIVITY HEALTH AGENCY DIRECTOR

DETAIL BY REVENUE CATEGORY AND EXPENDITURE OBJECT	2014-15 ACTUAL	2015-16 ACTUAL	2016-17 RECOMMENDED BUDGET	2016-17 ADOPTED BUDGET
REVENUES				
FINES, FORFEITURES & PENALTIES	5,271	5,182	0	0
USE OF MONEY & PROPERTY	149	168	0	0
TOTAL REVENUES	5,420	5,350	0	0
NET COUNTY (COST)/RETURN	5,420	5,350	0	0

DESCRIPTION:

Fines collected by the County for violations and convictions of Vehicle Code Section 3296 are deposited to this fund. Funds are transferred to the Alcohol and Drug operating fund to provide alcohol abuse education and prevention.

COUNTY OF GLENN
 DETAIL OF FINANCING SOURCES AND FINANCING USES
 GOVERNMENTAL FUNDS
 FISCAL YEAR 2016-17

BUDGET UNIT **01064211 BEHAVIORAL HEALTH REALIGNMENT** CHRISTINE ZOPPI
 FUNCTION HEALTH & SANITATION HEALTH & HUMAN SERVICES
 ACTIVITY HEALTH AGENCY DIRECTOR

DETAIL BY REVENUE CATEGORY AND EXPENDITURE OBJECT	2014-15 ACTUAL	2015-16 ACTUAL	2016-17 RECOMMENDED BUDGET	2016-17 ADOPTED BUDGET
REVENUES				
INTERGOVERNMENTAL REVENUE	1,136,342	1,360,250	1,051,396	1,051,396
TOTAL REVENUES	1,136,342	1,360,250	1,051,396	1,051,396
EXPENSES				
OTHER FINANCING USES	961,740	1,256,174	1,051,396	1,051,396
TOTAL EXPENSES	961,740	1,256,174	1,051,396	1,051,396
NET COUNTY (COST)/RETURN	174,601	104,076	0	0

DESCRIPTION:

Effective fiscal year 2011/12 the State of California realigned funding for Health and Human Services programs with the passage of AB118 legislation. A Local Revenue Fund 2011 was created to track vehicle license fee and sales tax revenues for each of the specific programs. Revenue is initially recorded in the special revenue fund and then transferred to cover expenses in the Health and Human Services operating programs.

COUNTY OF GLENN
 DETAIL OF FINANCING SOURCES AND FINANCING USES
 GOVERNMENTAL FUNDS
 FISCAL YEAR 2016-17

BUDGET UNIT **01054010 CALIFORNIA WASTE MGMT GRANT** CHRISTINE ZOPPI
 FUNCTION HEALTH & SANITATION HEALTH & HUMAN SERVICES
 ACTIVITY HEALTH AGENCY DIRECTOR

DETAIL BY REVENUE CATEGORY AND EXPENDITURE OBJECT	2014-15 ACTUAL	2015-16 ACTUAL	2016-17 RECOMMENDED BUDGET	2016-17 ADOPTED BUDGET
REVENUES				
USE OF MONEY & PROPERTY	15	1	0	0
INTERGOVERNMENTAL REVENUE	14,684	14,669	16,299	16,299
TOTAL REVENUES	14,699	14,670	16,299	16,299
EXPENSES				
OTHER CHARGES	86	46	21	21
OTHER FINANCING USES	16,149	13,110	16,278	16,278
TOTAL EXPENSES	16,235	13,156	16,299	16,299
NET COUNTY (COST)/RETURN	(1,536)	1,514	0	0

DESCRIPTION:

This is an accounting budget to allow for the receipt of funds from the California Waste Management grant. These funds are subsequently transferred to the Public Health operating fund where the program is administered.

COUNTY OF GLENN
 DETAIL OF FINANCING SOURCES AND FINANCING USES
 GOVERNMENTAL FUNDS
 FISCAL YEAR 2016-17

BUDGET UNIT **01024011 EMERGENCY PREPAREDNESS** CHRISTINE ZOPPI
 FUNCTION HEALTH & SANITATION HEALTH & HUMAN SERVICES
 ACTIVITY HEALTH AGENCY DIRECTOR

DETAIL BY REVENUE CATEGORY AND EXPENDITURE OBJECT	2014-15 ACTUAL	2015-16 ACTUAL	2016-17 RECOMMENDED BUDGET	2016-17 ADOPTED BUDGET
REVENUES				
INTERGOVERNMENTAL REVENUE	0	0	331,430	331,430
CHARGES FOR CURRENT SERVICES	0	0	2,938	2,938
SPECIAL ITEMS	0	0	253	253
TOTAL REVENUES	0	0	334,621	334,621
EXPENSES				
SALARIES & BENEFITS	0	0	97,882	97,882
SERVICES & SUPPLIES	0	0	58,370	58,370
OTHER CHARGES	0	0	46,899	46,899
SPECIAL ITEMS	0	0	131,470	131,470
TOTAL EXPENSES	0	0	334,621	334,621
NET COUNTY (COST)/RETURN	0	0	0	0

DESCRIPTION:

The Emergency Preparedness budget contains the budgets for Public Health Emergency Preparedness, Pandemic Flu and the Hospital Preparedness programs. These programs provide for emergency preparedness planning, integrating public health and the medical community in achieving capabilities such as interoperable communications systems, real time bed capacity reporting, volunteer registries, fatality and evacuation management, mobile medical assets, alternate care sites, pharmaceutical caches, NIMS compliance, education, training and related exercises.

COUNTY OF GLENN
 DETAIL OF FINANCING SOURCES AND FINANCING USES
 GOVERNMENTAL FUNDS
 FISCAL YEAR 2016-17

BUDGET UNIT **01054011 EMERGENCY PREPAREDNESS GRANT** CHRISTINE ZOPPI
 FUNCTION HEALTH & SANITATION HEALTH & HUMAN SERVICES
 ACTIVITY HEALTH AGENCY DIRECTOR

DETAIL BY REVENUE CATEGORY AND EXPENDITURE OBJECT	2014-15 ACTUAL	2015-16 ACTUAL	2016-17 RECOMMENDED BUDGET	2016-17 ADOPTED BUDGET
REVENUES				
USE OF MONEY & PROPERTY	114	11	0	0
INTERGOVERNMENTAL REVENUE	59,979	177,892	0	58,749
CHARGES FOR CURRENT SERVICES	0	2,161	0	0
MISCELLANEOUS REVENUES	0	0	0	32
OTHER FINANCING SOURCES	0	1,200	0	0
TOTAL REVENUES	60,092	181,263	0	58,781
EXPENSES				
SERVICES & SUPPLIES	24,520	53,641	0	0
OTHER CHARGES	38,690	18,615	0	0
OTHER FINANCING USES	61,025	103,645	0	0
TOTAL EXPENSES	124,235	175,901	0	0
NET COUNTY (COST)/RETURN	(64,143)	5,363	0	58,781

DESCRIPTION:

The Centers for Disease and California Department of Health Services had Glenn County Health Services assemble an overall plan of action to deal with a potential or real bioterrorism threat from biological, chemical or radiological weapons of mass destruction. Our bioterrorism plan is a part of the existing county disaster plan which utilizes the standardized emergency management system. The plan has continued to evolve as input and recommendations from local, State and Federal participants have been evaluated and incorporated into the plan. The local advisory committee will continue to evaluate the existing plan and proposed modifications as needed to meet the guidelines established in the proposal.

COUNTY OF GLENN
 DETAIL OF FINANCING SOURCES AND FINANCING USES
 GOVERNMENTAL FUNDS
 FISCAL YEAR 2016-17

BUDGET UNIT **01024300 HEALTH & HUMAN SERVICES ADMIN** CHRISTINE ZOPPI
 FUNCTION HEALTH & SANITATION HEALTH & HUMAN SERVICES
 ACTIVITY HEALTH AGENCY DIRECTOR

DETAIL BY REVENUE CATEGORY AND EXPENDITURE OBJECT	2014-15 ACTUAL	2015-16 ACTUAL	2016-17 RECOMMENDED BUDGET	2016-17 ADOPTED BUDGET
REVENUES				
CHARGES FOR CURRENT SERVICES	2,630,973	1,771,208	2,552,340	2,552,340
TOTAL REVENUES	2,630,973	1,771,208	2,552,340	2,552,340
EXPENSES				
SALARIES & BENEFITS	2,446,131	1,686,040	2,260,001	2,260,001
SERVICES & SUPPLIES	115,276	373	70,385	70,385
OTHER CHARGES	85,699	84,795	191,954	191,954
FIXED ASSETS	0	0	30,000	30,000
TOTAL EXPENSES	2,647,106	1,771,208	2,552,340	2,552,340
NET COUNTY (COST)/RETURN	(16,133)	0	0	0

DESCRIPTION:

The Health and Human Services Admin budget was created to address revenue and expenditure activities that are common to all division of the agency, creating an administrative umbrella that functions as an account to gather common expenses and allocate those expenses out to the proper programs based on various methodologies such as time studies, square footage, etc.

COUNTY OF GLENN
 DETAIL OF FINANCING SOURCES AND FINANCING USES
 GOVERNMENTAL FUNDS
 FISCAL YEAR 2016-17

BUDGET UNIT 01024400 HEALTH SERVICES ADMINISTRATION		CHRISTINE ZOPPI			
FUNCTION HEALTH & SANITATION		HEALTH & HUMAN SERVICES			
ACTIVITY HEALTH		AGENCY DIRECTOR			
DETAIL BY REVENUE CATEGORY AND EXPENDITURE OBJECT		2014-15 ACTUAL	2015-16 ACTUAL	2016-17 RECOMMENDED BUDGET	2016-17 ADOPTED BUDGET
REVENUES					
CHARGES FOR CURRENT SERVICES	263,023	278,175	175,749	175,749	175,749
MISCELLANEOUS REVENUES	2,405	144,277	9,848	9,848	9,848
TOTAL REVENUES	265,428	422,452	185,597	185,597	185,597
EXPENSES					
SALARIES & BENEFITS	29,024	33,869	32,315	32,315	32,315
SERVICES & SUPPLIES	56,798	81,035	75,890	75,890	75,890
OTHER CHARGES	183,371	176,916	67,544	67,544	67,544
OTHER FINANCING USES	0	2,619	0	0	0
SPECIAL ITEMS	0	127,834	9,848	9,848	9,848
TOTAL EXPENSES	269,193	422,273	185,597	185,597	185,597
NET COUNTY (COST)/RETURN	(3,765)	179	0	0	0

DESCRIPTION:

The Health Services Administration budget was created to address revenue and expenditure activities that are common to all health division of the agency, creating an administrative umbrella that functions as an account to gather common expenses and allocate those expenses out to the proper programs based on various methodologies such as time studies, square footage, etc.

COUNTY OF GLENN
 DETAIL OF FINANCING SOURCES AND FINANCING USES
 GOVERNMENTAL FUNDS
 FISCAL YEAR 2016-17

BUDGET UNIT **01054015 HOSPITAL PREPAREDNESS GRANT** CHRISTINE ZOPPI
 FUNCTION HEALTH & SANITATION HEALTH & HUMAN SERVICES
 ACTIVITY HEALTH AGENCY DIRECTOR

DETAIL BY REVENUE CATEGORY AND EXPENDITURE OBJECT	2014-15 ACTUAL	2015-16 ACTUAL	2016-17 RECOMMENDED BUDGET	2016-17 ADOPTED BUDGET
REVENUES				
USE OF MONEY & PROPERTY	198	108	0	0
INTERGOVERNMENTAL REVENUE	79,596	130,257	0	38,850
CHARGES FOR CURRENT SERVICES	2,341	8,809	0	0
MISCELLANEOUS REVENUES	1,435	1,131	0	17
OTHER FINANCING SOURCES	0	1,418	0	0
TOTAL REVENUES	83,569	141,723	0	38,867
EXPENSES				
SERVICES & SUPPLIES	43,361	42,980	0	0
OTHER CHARGES	13,434	11,243	0	0
OTHER FINANCING USES	78,512	74,628	0	0
TOTAL EXPENSES	135,307	128,852	0	0
NET COUNTY (COST)/RETURN	(51,738)	12,871	0	38,867

DESCRIPTION:

The Hospital Preparedness Program (HPP) focuses on the integration of public health and the medical community in achieving capabilities such as interoperable communications systems, real time bed capacity reporting, volunteer registries, and fatality and evacuation management. HPP also focuses on alternate care sites, mobile medical assets, pharmaceutical caches, NIMS compliance, education, training and exercise. This funding allows for purchases and training to benefit the local medical community and the hospital. This budget unit was established due to the State cancelling all regional contracts with Nor-Cal EMS.

COUNTY OF GLENN
 DETAIL OF FINANCING SOURCES AND FINANCING USES
 GOVERNMENTAL FUNDS
 FISCAL YEAR 2016-17

BUDGET UNIT **04610000 INFANT CAR SEAT LOAN PROGRAM** CHRISTINE ZOPPI
 FUNCTION HEALTH & SANITATION HEALTH & HUMAN SERVICES
 ACTIVITY HEALTH AGENCY DIRECTOR

DETAIL BY REVENUE CATEGORY AND EXPENDITURE OBJECT	2014-15 ACTUAL	2015-16 ACTUAL	2016-17 RECOMMENDED BUDGET	2016-17 ADOPTED BUDGET
REVENUES				
FINES, FORFEITURES & PENALTIES	2,417	2,497	3,000	3,000
USE OF MONEY & PROPERTY	2	5	0	0
TOTAL REVENUES	2,419	2,501	3,000	3,000
EXPENSES				
OTHER CHARGES	2,500	1,664	3,000	3,000
TOTAL EXPENSES	2,500	1,664	3,000	3,000
NET COUNTY (COST)/RETURN	(81)	837	0	0

DESCRIPTION

We continue to provide car seats and car seat education along with our partner, the Highway Patrol. We provide car seats to those citizens that cannot afford to purchase their own. The Highway Patrol installs the seats properly and gives car seat education to every individual that receives a car seat. Revenues deposited to this fund come from municipal court fines. The funds are subsequently transferred to the Public Health operating fund from which the program is administered.

COUNTY OF GLENN
 DETAIL OF FINANCING SOURCES AND FINANCING USES
 GOVERNMENTAL FUNDS
 FISCAL YEAR 2016-17

BUDGET UNIT **01024020 MATERNAL CHILD HEALTH** CHRISTINE ZOPPI
 FUNCTION HEALTH & SANITATION HEALTH & HUMAN SERVICES
 ACTIVITY HEALTH AGENCY DIRECTOR

DETAIL BY REVENUE CATEGORY AND EXPENDITURE OBJECT	2014-15 ACTUAL	2015-16 ACTUAL	2016-17 RECOMMENDED BUDGET	2016-17 ADOPTED BUDGET
REVENUES				
INTERGOVERNMENTAL REVENUE	47,861	67,480	84,084	105,900
CHARGES FOR CURRENT SERVICES	42,200	47,782	50,050	50,050
MISCELLANEOUS REVENUES	1,760	2,163	0	0
SPECIAL ITEMS	0	1,541	109	109
TOTAL REVENUES	91,821	118,966	134,243	156,059
EXPENSES				
SERVICES & SUPPLIES	13,292	11,590	12,041	12,041
OTHER CHARGES	18,171	11,271	22,258	22,258
SPECIAL ITEMS	82,166	96,112	99,944	99,944
TOTAL EXPENSES	113,629	118,974	134,243	134,243
NET COUNTY (COST)/RETURN	(21,808)	(8)	0	21,816

DESCRIPTION:

The Maternal Child Health (MCH) program focuses on assessing, planning and implementing coordinated services and care of women of child bearing age, adolescents and children. The services are to use preventative care and education of the Glenn County community as well as collaborating with direct service providers in health care to ensure women of child bearing age and their children are properly cared for. This program is primarily a program of coordination and community collaboration. This budget also includes the Cal Learn program. The Cal Learn program is a partnership program with Social Services division to provide case management for young mothers and to assist them with the resources they will need for their children and to stay in school.

COUNTY OF GLENN
 DETAIL OF FINANCING SOURCES AND FINANCING USES
 GOVERNMENTAL FUNDS
 FISCAL YEAR 2016-17

BUDGET UNIT	01024012 COMMUNITY MENTAL HEALTH		CHRISTINE ZOPPI	
FUNCTION	HEALTH & SANITATION		HEALTH & HUMAN SERVICES	
ACTIVITY	HEALTH		AGENCY DIRECTOR	
DETAIL BY REVENUE CATEGORY AND EXPENDITURE OBJECT	2014-15 ACTUAL	2015-16 ACTUAL	2016-17 RECOMMENDED BUDGET	2016-17 ADOPTED BUDGET
REVENUES				
INTERGOVERNMENTAL REVENUE	2,934,201	3,129,459	3,779,349	4,247,164
CHARGES FOR CURRENT SERVICES	209,211	156,120	154,473	154,473
MISCELLANEOUS REVENUES	16,125	2,109	2,118	2,118
OTHER FINANCING SOURCES	2,436,517	3,691,750	4,593,923	4,635,096
SPECIAL ITEMS	75,456	186,292	201,706	255,542
TOTAL REVENUES	5,671,510	7,165,730	8,731,569	9,294,393
EXPENSES				
SALARIES & BENEFITS	3,290,398	3,999,712	5,033,394	5,131,509
SERVICES & SUPPLIES	2,132,990	2,504,066	2,611,067	2,646,933
OTHER CHARGES	729,792	591,531	1,075,520	1,075,520
FIXED ASSETS	5,988	0	0	0
OTHER FINANCING USES	0	11,588	11,588	11,588
SPECIAL ITEMS	20	0	0	0
TOTAL EXPENSES	6,159,187	7,106,896	8,731,569	8,865,550
NET COUNTY (COST)/RETURN	(487,677)	58,834	0	428,843

DESCRIPTION:

Our mission is to treat Glenn county citizens who experience thinking and affective disorders of a serious and persistent type targeted at the medically indigent and Medi-Cal population. These services include but are not limited to acute hospitalization, counseling, family counseling, community consultation, community education, medication treatment, Children's System of Care, Mental Health Managed Care, case management, consultation with providers and community infrastructure development. Mental Health has two drop-in centers located in Orland for adults and transition age youth. Both centers provide support for clients, have regular classes, provide assistance to the homeless and hold special events throughout the year.

COUNTY OF GLENN
 DETAIL OF FINANCING SOURCES AND FINANCING USES
 GOVERNMENTAL FUNDS
 FISCAL YEAR 2016-17

BUDGET UNIT **01054012 MENTAL HEALTH SERVICES ACT** CHRISTINE ZOPPI
 FUNCTION HEALTH & SANITATION HEALTH & HUMAN SERVICES
 ACTIVITY HEALTH AGENCY DIRECTOR

DETAIL BY REVENUE CATEGORY AND EXPENDITURE OBJECT	2014-15 ACTUAL	2015-16 ACTUAL	2016-17 RECOMMENDED BUDGET	2016-17 ADOPTED BUDGET
REVENUES				
USE OF MONEY & PROPERTY	7,130	9,672	0	0
INTERGOVERNMENTAL REVENUE	1,549,197	2,566,249	3,703,058	3,749,625
TOTAL REVENUES	1,556,327	2,575,920	3,703,058	3,749,625
EXPENSES				
OTHER CHARGES	7,936	7,051	8,302	8,302
OTHER FINANCING USES	1,548,391	2,568,869	3,694,756	3,741,323
TOTAL EXPENSES	1,556,327	2,575,920	3,703,058	3,749,625
NET COUNTY (COST)/RETURN	0	0	0	0

DESCRIPTION:

This is an accounting budget to allow for the receipt of funds from the Mental Health Services Act. These funds are subsequently transferred to the Mental Health department where the program is administered. The passage of Proposition 63 provides the first opportunity in many years for the California Department of Mental Health to provide increased funding, personnel and other resources to support county mental health programs and monitor progress toward statewide goals for children, transition age youth, adults, older adults and families. The Act addresses a broad continuum of prevention, early intervention and service needs and the necessary infrastructure, technology and training elements that will effectively support this system.

COUNTY OF GLENN
 DETAIL OF FINANCING SOURCES AND FINANCING USES
 GOVERNMENTAL FUNDS
 FISCAL YEAR 2016-17

BUDGET UNIT **04350000 MENTAL HEALTH TRUST**
 FUNCTION HEALTH & SANITATION
 ACTIVITY HEALTH

CHRISTINE ZOPPI
 HEALTH & HUMAN SERVICES
 AGENCY DIRECTOR

DETAIL BY REVENUE CATEGORY AND EXPENDITURE OBJECT	2014-15 ACTUAL	2015-16 ACTUAL	2016-17 RECOMMENDED BUDGET	2016-17 ADOPTED BUDGET
REVENUES				
USE OF MONEY & PROPERTY	42	43	0	0
TOTAL REVENUES	42	43	0	0
NET COUNTY (COST)/RETURN	42	43	0	0

DESCRIPTION

Funds allocated by the State Controller are deposited into this fund. They are subsequently transferred to the Mental Health operating fund to provide programs specified in the realignment legislation.

COUNTY OF GLENN
 DETAIL OF FINANCING SOURCES AND FINANCING USES
 GOVERNMENTAL FUNDS
 FISCAL YEAR 2016-17

BUDGET UNIT **01054045 MOSQUITO ABATEMENT ASSMT AREA** CHRISTINE ZOPPI
 FUNCTION HEALTH & SANITATION HEALTH & HUMAN SERVICES
 ACTIVITY HEALTH AGENCY DIRECTOR

DETAIL BY REVENUE CATEGORY AND EXPENDITURE OBJECT	2014-15 ACTUAL	2015-16 ACTUAL	2016-17 RECOMMENDED BUDGET	2016-17 ADOPTED BUDGET
REVENUES				
USE OF MONEY & PROPERTY	268	674	0	0
CHARGES FOR CURRENT SERVICES	199,707	205,356	205,252	216,652
TOTAL REVENUES	199,975	206,030	205,252	216,652
EXPENSES				
SERVICES & SUPPLIES	165,393	188,400	203,610	208,810
OTHER CHARGES	5,950	4,357	1,318	4,518
OTHER FINANCING USES	325	237	324	3,324
TOTAL EXPENSES	171,668	192,994	205,252	216,652
NET COUNTY (COST)/RETURN	28,307	13,036	0	0

DESCRIPTION:

The Mosquito Abatement Assessment Area will provide mosquito and disease control services within the designated service area. The current annual assessment is collected and will be used to provide the services. An annual audit and report to the Board of Supervisors will be presented.

COUNTY OF GLENN
 DETAIL OF FINANCING SOURCES AND FINANCING USES
 GOVERNMENTAL FUNDS
 FISCAL YEAR 2016-17

BUDGET UNIT **01024010 PUBLIC HEALTH**
 FUNCTION HEALTH & SANITATION
 ACTIVITY HEALTH

CHRISTINE ZOPPI
 HEALTH & HUMAN SERVICES
 AGENCY DIRECTOR

DETAIL BY REVENUE CATEGORY AND EXPENDITURE OBJECT	2014-15 ACTUAL	2015-16 ACTUAL	2016-17 RECOMMENDED BUDGET	2016-17 ADOPTED BUDGET
REVENUES				
FINES, FORFEITURES & PENALTIES	625	815	879	879
INTERGOVERNMENTAL REVENUE	1,432,361	1,629,743	1,860,229	1,947,094
CHARGES FOR CURRENT SERVICES	282,902	257,470	292,876	292,876
MISCELLANEOUS REVENUES	14,500	9,091	10,025	10,025
OTHER FINANCING SOURCES	223,012	329,775	75,103	78,103
SPECIAL ITEMS	161,530	272,169	421,697	421,697
TOTAL REVENUES	2,114,931	2,499,063	2,660,809	2,750,674
EXPENSES				
SALARIES & BENEFITS	1,392,295	1,733,460	1,813,521	1,813,521
SERVICES & SUPPLIES	216,289	238,395	571,637	574,637
OTHER CHARGES	310,341	232,815	270,384	270,384
FIXED ASSETS	0	26,199	0	0
OTHER FINANCING USES	0	31,872	5,267	5,267
SPECIAL ITEMS	10,144	0	0	0
TOTAL EXPENSES	1,929,070	2,262,741	2,660,809	2,663,809
NET COUNTY (COST)/RETURN	185,862	236,322	0	86,865

DESCRIPTION:

The Public Health Department provides services and education to all citizens and their families in Glenn County. Services include but are not limited to all environmental health services, restaurant & pool inspections, well inspections, permit approval, Local Enforcement Agency (LEA) for the disposal site. Child Health & Disability Program provides infant/newborn examinations. Health education provides tobacco education, as well as education to the community regarding other health topics. Other services include lead poisoning evaluation, administration of the Emergency Medical Services contract that provides mandated oversight and training for ambulance drivers & EMS personnel, vaccination clinics, car seat education, rabies testing, sexually transmitted disease examinations, referrals for family planning and administration of Health Officer services.

COUNTY OF GLENN
 DETAIL OF FINANCING SOURCES AND FINANCING USES
 GOVERNMENTAL FUNDS
 FISCAL YEAR 2016-17

BUDGET UNIT **03704010 REALIGN-HEALTH**
 FUNCTION HEALTH & SANITATION
 ACTIVITY HEALTH

CHRISTINE ZOPPI
 HEALTH & HUMAN SERVICES
 AGENCY DIRECTOR

DETAIL BY REVENUE CATEGORY AND EXPENDITURE OBJECT	2014-15 ACTUAL	2015-16 ACTUAL	2016-17 RECOMMENDED BUDGET	2016-17 ADOPTED BUDGET
REVENUES				
INTERGOVERNMENTAL REVENUE	97,449	92,468	16,335	16,335
TOTAL REVENUES	97,449	92,468	16,335	16,335
EXPENSES				
OTHER CHARGES	16,331	0	16,335	16,335
TOTAL EXPENSES	16,331	0	16,335	16,335
NET COUNTY (COST)/RETURN	81,118	92,468	0	0

DESCRIPTION

Funds allocated by the State Controller are deposited into this fund. They are subsequently transferred to the Public Health operating fund to provide programs specified in the realignment legislation.

COUNTY OF GLENN
 DETAIL OF FINANCING SOURCES AND FINANCING USES
 GOVERNMENTAL FUNDS
 FISCAL YEAR 2016-17

BUDGET UNIT **03700000 REALIGNMENT-HEALTH TRUST** CHRISTINE ZOPPI
 FUNCTION HEALTH & SANITATION HEALTH & HUMAN SERVICES
 ACTIVITY HEALTH AGENCY DIRECTOR

DETAIL BY REVENUE CATEGORY AND EXPENDITURE OBJECT	2014-15 ACTUAL	2015-16 ACTUAL	2016-17 RECOMMENDED BUDGET	2016-17 ADOPTED BUDGET
REVENUES				
CHARGES FOR CURRENT SERVICES	17,273	0	0	0
TOTAL REVENUES	17,273	0	0	0
EXPENSES				
OTHER CHARGES	43,604	59,604	42,645	54,045
TOTAL EXPENSES	43,604	59,604	42,645	54,045
NET COUNTY (COST)/RETURN	(26,330)	(59,604)	(42,645)	(54,045)

DESCRIPTION

Funds allocated by the State Controller are deposited into this fund. They are subsequently transferred to the Public Health operating fund to provide programs specified in the realignment legislation.

COUNTY OF GLENN
 DETAIL OF FINANCING SOURCES AND FINANCING USES
 GOVERNMENTAL FUNDS
 FISCAL YEAR 2016-17

BUDGET UNIT **03714012 REALIGN-MENTAL HEALTH** CHRISTINE ZOPPI
 FUNCTION HEALTH & SANITATION HEALTH & HUMAN SERVICES
 ACTIVITY HEALTH AGENCY DIRECTOR

DETAIL BY REVENUE CATEGORY AND EXPENDITURE OBJECT	2014-15 ACTUAL	2015-16 ACTUAL	2016-17 RECOMMENDED BUDGET	2016-17 ADOPTED BUDGET
REVENUES				
INTERGOVERNMENTAL REVENUE	951,744	1,031,896	1,054,408	1,054,408
TOTAL REVENUES	951,744	1,031,896	1,054,408	1,054,408
EXPENSES				
OTHER CHARGES	951,744	1,011,557	1,054,408	1,054,408
TOTAL EXPENSES	951,744	1,011,557	1,054,408	1,054,408
NET COUNTY (COST)/RETURN	0	20,339	0	0

DESCRIPTION

Funds allocated by the State Controller are deposited into this fund. They are subsequently transferred to the Mental Health operating fund to provide programs specified in the realignment legislation.

COUNTY OF GLENN
 DETAIL OF FINANCING SOURCES AND FINANCING USES
 GOVERNMENTAL FUNDS
 FISCAL YEAR 2016-17

BUDGET UNIT **04450000 TOBACCO CONTROL**
 FUNCTION HEALTH & SANITATION
 ACTIVITY HEALTH

CHRISTINE ZOPPI
 HEALTH & HUMAN SERVICES
 AGENCY DIRECTOR

DETAIL BY REVENUE CATEGORY AND EXPENDITURE OBJECT	2014-15 ACTUAL	2015-16 ACTUAL	2016-17 RECOMMENDED BUDGET	2016-17 ADOPTED BUDGET
REVENUES				
USE OF MONEY & PROPERTY	208	201	0	0
TOTAL REVENUES	208	201	0	0
NET COUNTY (COST)/RETURN	208	201	0	0

DESCRIPTION

Funding received from the State is used to provide tobacco cessation education.

COUNTY OF GLENN
 DETAIL OF FINANCING SOURCES AND FINANCING USES
 GOVERNMENTAL FUNDS
 FISCAL YEAR 2016-17

BUDGET UNIT **01024018 VICTIM WITNESS**
 FUNCTION HEALTH & SANITATION
 ACTIVITY HEALTH

CHRISTINE ZOPPI
 HEALTH & HUMAN SERVICES
 AGENCY DIRECTOR

DETAIL BY REVENUE CATEGORY AND EXPENDITURE OBJECT	2014-15 ACTUAL	2015-16 ACTUAL	2016-17 RECOMMENDED BUDGET	2016-17 ADOPTED BUDGET
REVENUES				
INTERGOVERNMENTAL REVENUE	63,930	112,482	131,172	305,127
MISCELLANEOUS REVENUES	13	0	0	0
SPECIAL ITEMS	0	1,775	0	0
TOTAL REVENUES	63,943	114,257	131,172	305,127
EXPENSES				
SALARIES & BENEFITS	67,538	73,481	80,155	152,699
SERVICES & SUPPLIES	9,878	10,801	8,949	11,551
OTHER CHARGES	14,595	6,393	10,620	15,188
OTHER FINANCING USES	0	211	211	211
SPECIAL ITEMS	17,928	35,793	31,237	67,103
TOTAL EXPENSES	109,937	126,679	131,172	246,752
NET COUNTY (COST)/RETURN	(45,994)	(12,421)	0	58,375

DESCRIPTION:

The Victim Witness program is designed to assist people who have been involved in a crime. Services include crisis intervention and on-going support, emergency assistance, referrals to additional services, advocate services for the family, and orientation and education of the victim of the criminal justice system.

COUNTY OF GLENN
 DETAIL OF FINANCING SOURCES AND FINANCING USES
 GOVERNMENTAL FUNDS
 FISCAL YEAR 2016-17

BUDGET UNIT **01024025 WOMEN, INFANTS & CHILDREN** CHRISTINE ZOPPI
 FUNCTION HEALTH & SANITATION HEALTH & HUMAN SERVICES
 ACTIVITY HEALTH AGENCY DIRECTOR

DETAIL BY REVENUE CATEGORY AND EXPENDITURE OBJECT	2014-15 ACTUAL	2015-16 ACTUAL	2016-17 RECOMMENDED BUDGET	2016-17 ADOPTED BUDGET
REVENUES				
INTERGOVERNMENTAL REVENUE	473,881	669,452	711,613	788,429
CHARGES FOR CURRENT SERVICES	0	10,825	0	0
MISCELLANEOUS REVENUES	532	0	0	0
SPECIAL ITEMS	0	8,448	542	542
TOTAL REVENUES	474,413	688,725	712,155	788,971
EXPENSES				
SALARIES & BENEFITS	375,262	400,451	421,390	421,390
SERVICES & SUPPLIES	78,462	90,746	104,681	104,681
OTHER CHARGES	79,431	70,180	95,723	95,723
OTHER FINANCING USES	0	1,053	1,053	1,053
SPECIAL ITEMS	58,011	86,350	89,308	89,308
TOTAL EXPENSES	591,165	648,780	712,155	712,155
NET COUNTY (COST)/RETURN	(116,752)	39,945	0	76,816

DESCRIPTION:

This program serves low income, nutritionally at risk pregnant and breastfeeding women. It provides nutritional services to infants and children up to the age of 5 years. Benefits of this program are supplemental nutritious foods, nutrition and educational counseling and screening and referrals for appropriate services in the community.

COUNTY OF GLENN
 DETAIL OF FINANCING SOURCES AND FINANCING USES
 GOVERNMENTAL FUNDS
 FISCAL YEAR 2016-17

BUDGET UNIT **01014022 COUNTY HOSPITAL**
 FUNCTION HEALTH & SANITATION
 ACTIVITY HOSPITAL CARE

EDWARD J. LAMB
 DIRECTOR OF FINANCE

DETAIL BY REVENUE CATEGORY AND EXPENDITURE OBJECT	2014-15 ACTUAL	2015-16 ACTUAL	2016-17 RECOMMENDED BUDGET	2016-17 ADOPTED BUDGET
REVENUES				
FINES, FORFEITURES & PENALTIES	16,061	14,532	16,325	16,325
MISCELLANEOUS REVENUES	998	0	0	0
TOTAL REVENUES	17,059	14,532	16,325	16,325
EXPENSES				
SALARIES & BENEFITS	28,143	30,828	33,317	33,317
OTHER CHARGES	0	119	46	46
TOTAL EXPENSES	28,143	30,947	33,363	33,363
NET COUNTY (COST)/RETURN	(11,084)	(16,415)	(17,038)	(17,038)

DESCRIPTION:

This department is used to record the cost of health insurance for Glenn General Hospital retirees.

COUNTY OF GLENN
 DETAIL OF FINANCING SOURCES AND FINANCING USES
 GOVERNMENTAL FUNDS
 FISCAL YEAR 2016-17

BUDGET UNIT **01065010 AB118 REALIGN-SOC SVCS** CHRISTINE ZOPPI
 FUNCTION PUBLIC ASSISTANCE HEALTH & HUMAN SERVICES
 ACTIVITY AID PROGRAMS AGENCY DIRECTOR

DETAIL BY REVENUE CATEGORY AND EXPENDITURE OBJECT	2014-15 ACTUAL	2015-16 ACTUAL	2016-17 RECOMMENDED BUDGET	2016-17 ADOPTED BUDGET
REVENUES				
INTERGOVERNMENTAL REVENUE	3,174,415	3,261,887	3,260,105	3,260,105
TOTAL REVENUES	3,174,415	3,261,887	3,260,105	3,260,105
EXPENSES				
OTHER FINANCING USES	2,155,668	3,015,663	3,260,105	3,260,105
TOTAL EXPENSES	2,155,668	3,015,663	3,260,105	3,260,105
NET COUNTY (COST)/RETURN	1,018,747	246,224	0	0

DESCRIPTION:

Effective fiscal year 2011/12 the State of California realigned funding for Health and Human Services programs with the passage of AB118 legislation. A Local Revenue Fund 2011 was created to track vehicle license fee and sales tax revenues for each of the specific programs. Revenue is initially recorded in the special revenue fund and then transferred to cover expenses in the Health and Human Services operating programs.

COUNTY OF GLENN
 DETAIL OF FINANCING SOURCES AND FINANCING USES
 GOVERNMENTAL FUNDS
 FISCAL YEAR 2016-17

BUDGET UNIT 04999100 CAD-ALLOCATION ADMIN		CHRISTINE ZOPPI			
FUNCTION PUBLIC ASSISTANCE		HEALTH & HUMAN SERVICES			
ACTIVITY ADMINISTRATION		AGENCY DIRECTOR			
DETAIL BY REVENUE CATEGORY AND EXPENDITURE OBJECT		2014-15 ACTUAL	2015-16 ACTUAL	2016-17 RECOMMENDED BUDGET	2016-17 ADOPTED BUDGET
REVENUES					
MISCELLANEOUS REVENUES	3,432	0	2,625	2,625	
SPECIAL ITEMS	1,761,559	1,518,424	1,684,682	1,684,682	
TOTAL REVENUES	1,764,992	1,518,424	1,687,307	1,687,307	
EXPENSES					
SALARIES & BENEFITS	1,185,419	1,203,930	1,305,493	1,305,493	
SERVICES & SUPPLIES	73,881	61,850	124,485	124,485	
OTHER CHARGES	498,840	248,265	246,533	246,533	
OTHER FINANCING USES	0	5,689	5,689	5,689	
SPECIAL ITEMS	7,168	0	5,107	5,107	
TOTAL EXPENSES	1,765,308	1,519,733	1,687,307	1,687,307	
NET COUNTY (COST)/RETURN	(316)	(1,309)	0	0	

DESCRIPTION:

The Community Action Allocation Admin program contains the administrative functions of the Community Action Agency. The Community Action Agency operates a multitude of grant funded programs which provide direct services to clients for job training, Department of Energy weatherization projects, Workforce Investment Act programs, etc.

COUNTY OF GLENN
 DETAIL OF FINANCING SOURCES AND FINANCING USES
 GOVERNMENTAL FUNDS
 FISCAL YEAR 2016-17

BUDGET UNIT **04999800 CAD-SERVICE DEPT** CHRISTINE ZOPPI
 FUNCTION PUBLIC ASSISTANCE HEALTH & HUMAN SERVICES
 ACTIVITY ADMINISTRATION AGENCY DIRECTOR

DETAIL BY REVENUE CATEGORY AND EXPENDITURE OBJECT	2014-15 ACTUAL	2015-16 ACTUAL	2016-17 RECOMMENDED BUDGET	2016-17 ADOPTED BUDGET
REVENUES				
CHARGES FOR CURRENT SERVICES	87,487	1,746	0	0
SPECIAL ITEMS	7,168	0	0	0
TOTAL REVENUES	94,654	1,746	0	0
EXPENSES				
SERVICES & SUPPLIES	504	0	0	0
SPECIAL ITEMS	95,553	0	0	0
TOTAL EXPENSES	96,057	0	0	0
NET COUNTY (COST)/RETURN	(1,403)	1,746	0	0

DESCRIPTION:

This program is administered by the Health & Human Services Agency Community Action division and provides direct client services.

COUNTY OF GLENN
 DETAIL OF FINANCING SOURCES AND FINANCING USES
 GOVERNMENTAL FUNDS
 FISCAL YEAR 2016-17

BUDGET UNIT **01050347 CALWORKS INCENTIVE** CHRISTINE ZOPPI
 FUNCTION PUBLIC ASSISTANCE HEALTH & HUMAN SERVICES
 ACTIVITY ADMINISTRATION AGENCY DIRECTOR

DETAIL BY REVENUE CATEGORY AND EXPENDITURE OBJECT	2014-15 ACTUAL	2015-16 ACTUAL	2016-17 RECOMMENDED BUDGET	2016-17 ADOPTED BUDGET
REVENUES				
USE OF MONEY & PROPERTY	245	250	0	0
TOTAL REVENUES	245	250	0	0
NET COUNTY (COST)/RETURN	245	250	0	0

DESCRIPTION:

CalWorks Incentive program is one in which Glenn County has received federal funds through the California Department of Social Services as a result of the county's efforts to reduce cash aided cases. Incentive funds can only be used for five expenditure purposes, three of these purposes are directly linked to providing direct services to the needy, while two of the purposes are generally for preventing reliance on public assistance.

COUNTY OF GLENN
 DETAIL OF FINANCING SOURCES AND FINANCING USES
 GOVERNMENTAL FUNDS
 FISCAL YEAR 2016-17

BUDGET UNIT **04999105 COMMUNITY DEVELOPMENT** CHRISTINE ZOPPI
 FUNCTION PUBLIC ASSISTANCE HEALTH & HUMAN SERVICES
 ACTIVITY ADMINISTRATION AGENCY DIRECTOR

DETAIL BY REVENUE CATEGORY AND EXPENDITURE OBJECT	2014-15 ACTUAL	2015-16 ACTUAL	2016-17 RECOMMENDED BUDGET	2016-17 ADOPTED BUDGET
REVENUES				
CHARGES FOR CURRENT SERVICES	0	0	25,000	25,000
OTHER FINANCING SOURCES	0	0	10,000	10,000
SPECIAL ITEMS	0	0	85,911	85,911
TOTAL REVENUES	0	0	120,911	120,911
EXPENSES				
SALARIES & BENEFITS	0	0	110,902	110,902
SERVICES & SUPPLIES	0	0	10,009	10,009
TOTAL EXPENSES	0	0	120,911	120,911
NET COUNTY (COST)/RETURN	0	0	0	0

DESCRIPTION:

The Community Development program is responsible for the development, coordination and management of County programs; coordinates job development and workforce preparedness programs aimed at reducing poverty and promoting wellness and prosperity; and promoting private and public sector relations.

COUNTY OF GLENN
 DETAIL OF FINANCING SOURCES AND FINANCING USES
 GOVERNMENTAL FUNDS
 FISCAL YEAR 2016-17

BUDGET UNIT **04990000 COMMUNITY SERVICES PROGRAM** CHRISTINE ZOPPI
 FUNCTION PUBLIC ASSISTANCE HEALTH & HUMAN SERVICES
 ACTIVITY ADMINISTRATION AGENCY DIRECTOR

DETAIL BY REVENUE CATEGORY AND EXPENDITURE OBJECT	2014-15 ACTUAL	2015-16 ACTUAL	2016-17 RECOMMENDED BUDGET	2016-17 ADOPTED BUDGET
REVENUES				
USE OF MONEY & PROPERTY	0	719	0	0
INTERGOVERNMENTAL REVENUE	0	111,274	0	0
CHARGES FOR CURRENT SERVICES	3,114	0	0	0
OTHER FINANCING SOURCES	13,715	0	0	0
TOTAL REVENUES	16,829	111,993	0	0
EXPENSES				
SERVICES & SUPPLIES	127,061	0	0	0
TOTAL EXPENSES	127,061	0	0	0
NET COUNTY (COST)/RETURN	(110,232)	111,993	0	0

DESCRIPTION:

The Community Action Allocation Admin program contains the administrative functions of the Community Action Agency. The Community Action Agency operates a multitude of grant funded programs which provide direct services to clients for job training, Department of Energy weatherization projects, Workforce Investment Act programs, etc.

COUNTY OF GLENN
 DETAIL OF FINANCING SOURCES AND FINANCING USES
 GOVERNMENTAL FUNDS
 FISCAL YEAR 2016-17

BUDGET UNIT **03485000 CWS/CMS TRAINING PROJECT** CHRISTINE ZOPPI
 FUNCTION PUBLIC ASSISTANCE HEALTH & HUMAN SERVICES
 ACTIVITY ADMINISTRATION AGENCY DIRECTOR

DETAIL BY REVENUE CATEGORY AND EXPENDITURE OBJECT	2014-15 ACTUAL	2015-16 ACTUAL	2016-17 RECOMMENDED BUDGET	2016-17 ADOPTED BUDGET
REVENUES				
INTERGOVERNMENTAL REVENUE	287,385	276,501	258,863	258,863
TOTAL REVENUES	287,385	276,501	258,863	258,863
EXPENSES				
SERVICES & SUPPLIES	375,536	202,222	258,863	258,863
TOTAL EXPENSES	375,536	202,222	258,863	258,863
NET COUNTY (COST)/RETURN	(88,151)	74,279	0	0

DESCRIPTION:

The CWS/CMS Training Lab project is a joint-power agreement with other surrounding counties to provide a computer lab environment for training on the statewide Child Welfare System software. Each participating county provides funding which is used to offset contracted services related to the project.

COUNTY OF GLENN
 DETAIL OF FINANCING SOURCES AND FINANCING USES
 GOVERNMENTAL FUNDS
 FISCAL YEAR 2016-17

BUDGET UNIT **01055011 IHSS PUBLIC AUTHORITY** CHRISTINE ZOPPI
 FUNCTION PUBLIC ASSISTANCE HEALTH & HUMAN SERVICES
 ACTIVITY ADMINISTRATION AGENCY DIRECTOR

DETAIL BY REVENUE CATEGORY AND EXPENDITURE OBJECT	2014-15 ACTUAL	2015-16 ACTUAL	2016-17 RECOMMENDED BUDGET	2016-17 ADOPTED BUDGET
REVENUES				
USE OF MONEY & PROPERTY	96	120	0	0
INTERGOVERNMENTAL REVENUE	235,797	270,187	284,358	359,251
CHARGES FOR CURRENT SERVICES	38,595	7,040	5,883	5,883
TOTAL REVENUES	274,488	277,348	290,241	365,134
EXPENSES				
SERVICES & SUPPLIES	280,851	289,103	290,241	290,241
TOTAL EXPENSES	280,851	289,103	290,241	290,241
NET COUNTY (COST)/RETURN	(6,363)	(11,756)	0	74,893

DESCRIPTION:

California Welfare and Institutions Code allows for counties to establish a public authority for the administration of the provider components of the IHSS program. Glenn County has elected to establish such an authority for this purpose. The Authority contacts with the Glenn County Health and Human Services Agency for administrative support.

COUNTY OF GLENN
 DETAIL OF FINANCING SOURCES AND FINANCING USES
 GOVERNMENTAL FUNDS
 FISCAL YEAR 2016-17

BUDGET UNIT	01025010 SOCIAL SERVICE ADMINISTRATION		CHRISTINE ZOPPI	
FUNCTION	PUBLIC ASSISTANCE		HEALTH & HUMAN SERVICES	
ACTIVITY	ADMINISTRATION		AGENCY DIRECTOR	
DETAIL BY REVENUE CATEGORY AND EXPENDITURE OBJECT	2014-15 ACTUAL	2015-16 ACTUAL	2016-17 RECOMMENDED BUDGET	2016-17 ADOPTED BUDGET
REVENUES				
INTERGOVERNMENTAL REVENUE	8,357,844	8,401,503	10,025,007	10,907,944
CHARGES FOR CURRENT SERVICES	82,825	71,401	48,525	48,525
MISCELLANEOUS REVENUES	30,128	4,082	0	0
OTHER FINANCING SOURCES	357,139	1,267,876	1,822,629	1,822,629
TOTAL REVENUES	8,827,936	9,744,862	11,896,161	12,779,098
EXPENSES				
SALARIES & BENEFITS	5,011,153	5,650,771	6,993,450	6,993,450
SERVICES & SUPPLIES	1,354,223	1,613,313	1,931,794	1,931,794
OTHER CHARGES	2,859,753	2,520,256	2,871,952	2,871,952
FIXED ASSETS	0	34,265	60,000	60,000
OTHER FINANCING USES	22,708	112,626	38,965	38,965
TOTAL EXPENSES	9,247,837	9,931,231	11,896,161	11,896,161
NET COUNTY (COST)/RETURN	(419,901)	(186,369)	0	882,937

DESCRIPTION:

The Social Services division continues to meet the challenge of providing administration for a wide variety of mandated programs. These programs impact many citizens within the county with emphasis on the most vulnerable – children and the elderly. Whether it is the handling of reports of abuse, neglect, exploitation of children or dependent adults, providing in-home support for adults (enabling them to stay in their homes), qualifying children for medical care or offering direct cash aid, the division’s administrative case worker team provides a vital public service.

COUNTY OF GLENN
 DETAIL OF FINANCING SOURCES AND FINANCING USES
 GOVERNMENTAL FUNDS
 FISCAL YEAR 2016-17

BUDGET UNIT **01055012 STUART/WALTER JOHNSON GRANT** CHRISTINE ZOPPI
 FUNCTION PUBLIC ASSISTANCE HEALTH & HUMAN SERVICES
 ACTIVITY ADMINISTRATION AGENCY DIRECTOR

DETAIL BY REVENUE CATEGORY AND EXPENDITURE OBJECT	2014-15 ACTUAL	2015-16 ACTUAL	2016-17 RECOMMENDED BUDGET	2016-17 ADOPTED BUDGET
REVENUES				
USE OF MONEY & PROPERTY	1	1	0	0
TOTAL REVENUES	1	1	0	0
NET COUNTY (COST)/RETURN	1	1	0	0

DESCRIPTION:

The Stuart Foundation Grant is the designation given to the Health and Human Service Agency's family-to-family grant program. This effort is a privately financed foster child/family/foster parent support activity. Funding is provided by several philanthropic organizations including the Stuart Foundation, the Casey Foundation, the Walter S. Johnson Foundation, the Hewlett Foundation and the Schwab Foundation.

COUNTY OF GLENN
 DETAIL OF FINANCING SOURCES AND FINANCING USES
 GOVERNMENTAL FUNDS
 FISCAL YEAR 2016-17

BUDGET UNIT **01025280 ADOPTIONS ASSISTANCE** CHRISTINE ZOPPI
 FUNCTION PUBLIC ASSISTANCE HEALTH & HUMAN SERVICES
 ACTIVITY AID PROGRAMS AGENCY DIRECTOR

DETAIL BY REVENUE CATEGORY AND EXPENDITURE OBJECT	2014-15 ACTUAL	2015-16 ACTUAL	2016-17 RECOMMENDED BUDGET	2016-17 ADOPTED BUDGET
REVENUES				
INTERGOVERNMENTAL REVENUE	859,362	1,211,231	1,421,560	1,469,800
MISCELLANEOUS REVENUES	763	45,725	588	588
OTHER FINANCING SOURCES	935,310	968,220	725,699	725,699
TOTAL REVENUES	1,795,435	2,225,176	2,147,847	2,196,087
EXPENSES				
OTHER CHARGES	1,805,968	2,255,526	2,147,847	2,147,847
TOTAL EXPENSES	1,805,968	2,255,526	2,147,847	2,147,847
NET COUNTY (COST)/RETURN	(10,533)	(30,350)	0	48,240

DESCRIPTION:

Changes in the Child Welfare program mandate that children who are not able to return to their family be moved into permanent living arrangements whenever possible. As these mandates are met, the number of adoptive placements increases. The County has little control over these costs as they are set by the State Adoptions staff.

COUNTY OF GLENN
 DETAIL OF FINANCING SOURCES AND FINANCING USES
 GOVERNMENTAL FUNDS
 FISCAL YEAR 2016-17

BUDGET UNIT **02800000 BUSINESS ASST REVOLVING LOAN** CHRISTINE ZOPPI
 FUNCTION PUBLIC ASSISTANCE HEALTH & HUMAN SERVICES
 ACTIVITY AID PROGRAMS AGENCY DIRECTOR

DETAIL BY REVENUE CATEGORY AND EXPENDITURE OBJECT	2014-15 ACTUAL	2015-16 ACTUAL	2016-17 RECOMMENDED BUDGET	2016-17 ADOPTED BUDGET
REVENUES				
USE OF MONEY & PROPERTY	247	65	44	44
MISCELLANEOUS REVENUES	78	12	6	6
TOTAL REVENUES	325	77	50	50
EXPENSES				
SERVICES & SUPPLIES	0	0	50	50
OTHER CHARGES	0	0	2,000	2,000
TOTAL EXPENSES	0	0	2,050	2,050
NET COUNTY (COST)/RETURN	325	77	(2,000)	(2,000)

DESCRIPTION:

Glenn County Business Assistance Revolving Loan Fund (RLF) provides affordable non-conventional financing to eligible businesses and development projects. In return, businesses are required to provide documentation of public benefit which is normally job creation.

COUNTY OF GLENN
 DETAIL OF FINANCING SOURCES AND FINANCING USES
 GOVERNMENTAL FUNDS
 FISCAL YEAR 2016-17

BUDGET UNIT **04999432 CALFRESH OUTREACH** CHRISTINE ZOPPI
 FUNCTION PUBLIC ASSISTANCE HEALTH & HUMAN SERVICES
 ACTIVITY AID PROGRAMS AGENCY DIRECTOR

DETAIL BY REVENUE CATEGORY AND EXPENDITURE OBJECT	2014-15 ACTUAL	2015-16 ACTUAL	2016-17 RECOMMENDED BUDGET	2016-17 ADOPTED BUDGET
REVENUES				
MISCELLANEOUS REVENUES	5,588	0	0	0
TOTAL REVENUES	5,588	0	0	0
EXPENSES				
SERVICES & SUPPLIES	5,588	0	0	0
TOTAL EXPENSES	5,588	0	0	0
NET COUNTY (COST)/RETURN	0	0	0	0

DESCRIPTION:

This program is administered by the Health & Human Services Agency Community Action division and provides direct client services.

COUNTY OF GLENN
 DETAIL OF FINANCING SOURCES AND FINANCING USES
 GOVERNMENTAL FUNDS
 FISCAL YEAR 2016-17

BUDGET UNIT **04999426 CALIFORNIA WATER DONATION** CHRISTINE ZOPPI
 FUNCTION PUBLIC ASSISTANCE HEALTH & HUMAN SERVICES
 ACTIVITY AID PROGRAMS AGENCY DIRECTOR

DETAIL BY REVENUE CATEGORY AND EXPENDITURE OBJECT	2014-15 ACTUAL	2015-16 ACTUAL	2016-17 RECOMMENDED BUDGET	2016-17 ADOPTED BUDGET
REVENUES				
MISCELLANEOUS REVENUES	3,303	0	0	0
TOTAL REVENUES	3,303	0	0	0
EXPENSES				
SERVICES & SUPPLIES	974	0	0	0
SPECIAL ITEMS	2,329	0	0	0
TOTAL EXPENSES	3,303	0	0	0
NET COUNTY (COST)/RETURN	0	0	0	0

DESCRIPTION:

This program is administered by the Health & Human Services Agency Community Action division and provides direct client services.

COUNTY OF GLENN
 DETAIL OF FINANCING SOURCES AND FINANCING USES
 GOVERNMENTAL FUNDS
 FISCAL YEAR 2016-17

BUDGET UNIT 01025020 CALWORKS ASSISTANCE		CHRISTINE ZOPPI			
FUNCTION PUBLIC ASSISTANCE		HEALTH & HUMAN SERVICES			
ACTIVITY AID PROGRAMS		AGENCY DIRECTOR			
DETAIL BY REVENUE CATEGORY AND EXPENDITURE OBJECT		2014-15 ACTUAL	2015-16 ACTUAL	2016-17 RECOMMENDED BUDGET	2016-17 ADOPTED BUDGET
REVENUES					
INTERGOVERNMENTAL REVENUE		1,452,579	1,535,859	1,707,484	1,740,897
MISCELLANEOUS REVENUES		12,778	17,973	9,251	9,251
OTHER FINANCING SOURCES		912,244	859,575	893,459	893,459
TOTAL REVENUES		2,377,600	2,413,408	2,610,194	2,643,607
EXPENSES					
OTHER CHARGES		2,454,853	2,373,215	2,610,194	2,610,194
TOTAL EXPENSES		2,454,853	2,373,215	2,610,194	2,610,194
NET COUNTY (COST)/RETURN		(77,253)	40,193	0	33,413

DESCRIPTION:

The CalWorks assistance program provides income support to needy households with children. Program requirements are set forth by both the federal and state government. Funding for this program is based on caseload.

COUNTY OF GLENN
 DETAIL OF FINANCING SOURCES AND FINANCING USES
 GOVERNMENTAL FUNDS
 FISCAL YEAR 2016-17

BUDGET UNIT **04999311 CALWORKS JOB DEVELOPMENT** CHRISTINE ZOPPI
 FUNCTION PUBLIC ASSISTANCE HEALTH & HUMAN SERVICES
 ACTIVITY AID PROGRAMS AGENCY DIRECTOR

DETAIL BY REVENUE CATEGORY AND EXPENDITURE OBJECT	2014-15 ACTUAL	2015-16 ACTUAL	2016-17 RECOMMENDED BUDGET	2016-17 ADOPTED BUDGET
REVENUES				
CHARGES FOR CURRENT SERVICES	57,135	0	0	0
TOTAL REVENUES	57,135	0	0	0
EXPENSES				
SERVICES & SUPPLIES	48,846	0	0	0
SPECIAL ITEMS	8,289	0	0	0
TOTAL EXPENSES	57,135	0	0	0
NET COUNTY (COST)/RETURN	0	0	0	0

DESCRIPTION:

This program is administered by the Health & Human Services Agency Community Action division and provides direct client services.

COUNTY OF GLENN
 DETAIL OF FINANCING SOURCES AND FINANCING USES
 GOVERNMENTAL FUNDS
 FISCAL YEAR 2016-17

BUDGET UNIT 01065220 CALWORKS MOE		CHRISTINE ZOPPI			
FUNCTION PUBLIC ASSISTANCE		HEALTH & HUMAN SERVICES			
ACTIVITY AID PROGRAMS		AGENCY DIRECTOR			
DETAIL BY REVENUE CATEGORY AND EXPENDITURE OBJECT		2014-15 ACTUAL	2015-16 ACTUAL	2016-17 RECOMMENDED BUDGET	2016-17 ADOPTED BUDGET
REVENUES					
INTERGOVERNMENTAL REVENUE		799,635	807,698	813,459	813,459
TOTAL REVENUES		799,635	807,698	813,459	813,459
EXPENSES					
OTHER FINANCING USES		855,424	807,698	813,459	813,459
TOTAL EXPENSES		855,424	807,698	813,459	813,459
NET COUNTY (COST)/RETURN		(55,788)	0	0	0

DESCRIPTION:

Effective fiscal year 2011/12 the State of California realigned funding for Health and Human Services programs with the passage of AB118 legislation. A Local Revenue Fund 2011 was created to track vehicle license fee and sales tax revenues for each of the specific programs. Revenue is initially recorded in the special revenue fund and then transferred to cover expenses in the Health and Human Services operating programs.

COUNTY OF GLENN
 DETAIL OF FINANCING SOURCES AND FINANCING USES
 GOVERNMENTAL FUNDS
 FISCAL YEAR 2016-17

BUDGET UNIT **04999313 CALWORKS WORK DEVELOPMENT** CHRISTINE ZOPPI
 FUNCTION PUBLIC ASSISTANCE HEALTH & HUMAN SERVICES
 ACTIVITY AID PROGRAMS AGENCY DIRECTOR

DETAIL BY REVENUE CATEGORY AND EXPENDITURE OBJECT	2014-15 ACTUAL	2015-16 ACTUAL	2016-17 RECOMMENDED BUDGET	2016-17 ADOPTED BUDGET
REVENUES				
INTERGOVERNMENTAL REVENUE	19,964	0	0	0
CHARGES FOR CURRENT SERVICES	189,927	0	0	0
TOTAL REVENUES	209,891	0	0	0
EXPENSES				
SERVICES & SUPPLIES	14,604	0	0	0
SPECIAL ITEMS	195,287	0	0	0
TOTAL EXPENSES	209,891	0	0	0
NET COUNTY (COST)/RETURN	0	0	0	0

DESCRIPTION:

This program is administered by the Health & Human Services Agency Community Action division and provides direct client services.

COUNTY OF GLENN
 DETAIL OF FINANCING SOURCES AND FINANCING USES
 GOVERNMENTAL FUNDS
 FISCAL YEAR 2016-17

BUDGET UNIT **04999710 CAD-CDBG REUSE** CHRISTINE ZOPPI
 FUNCTION PUBLIC ASSISTANCE HEALTH & HUMAN SERVICES
 ACTIVITY AID PROGRAMS AGENCY DIRECTOR

DETAIL BY REVENUE CATEGORY AND EXPENDITURE OBJECT	2014-15 ACTUAL	2015-16 ACTUAL	2016-17 RECOMMENDED BUDGET	2016-17 ADOPTED BUDGET
REVENUES				
CHARGES FOR CURRENT SERVICES	3,170	6,343	55,000	55,000
TOTAL REVENUES	3,170	6,343	55,000	55,000
EXPENSES				
SERVICES & SUPPLIES	285	552	13,150	13,150
SPECIAL ITEMS	2,885	5,791	41,850	41,850
TOTAL EXPENSES	3,170	6,343	55,000	55,000
 NET COUNTY (COST)/RETURN	 0	 0	 0	 0

DESCRIPTION:

Glenn County CDBG Re-Use Committee is designed to identify potential CDBG funds within the County's control; and make recommendation on any necessary modification in CDBG recapturing activities; and on County procedures for planning, proposing and authorizing future CDBG applications and reuse activities.

COUNTY OF GLENN
 DETAIL OF FINANCING SOURCES AND FINANCING USES
 GOVERNMENTAL FUNDS
 FISCAL YEAR 2016-17

BUDGET UNIT **04999720 CDBG** CHRISTINE ZOPPI
 FUNCTION PUBLIC ASSISTANCE HEALTH & HUMAN SERVICES
 ACTIVITY AID PROGRAMS AGENCY DIRECTOR

DETAIL BY REVENUE CATEGORY AND EXPENDITURE OBJECT	2014-15 ACTUAL	2015-16 ACTUAL	2016-17 RECOMMENDED BUDGET	2016-17 ADOPTED BUDGET
REVENUES				
INTERGOVERNMENTAL REVENUE	123,127	372,098	53,000	266,052
TOTAL REVENUES	123,127	372,098	53,000	266,052
EXPENSES				
SERVICES & SUPPLIES	98,845	31,486	0	0
OTHER FINANCING USES	56,553	208,934	50,000	240,031
SPECIAL ITEMS	73,728	47,680	3,000	4,146
TOTAL EXPENSES	229,126	288,101	53,000	244,177
NET COUNTY (COST)/RETURN	(105,999)	83,997	0	21,875

DESCRIPTION:

The 2012 CDBG grant administered by a partnership between Planning and Public Works and Health and Human Services Agency provided multiple phases of the curb, gutter and storm drain improvements in Hamilton City and funded a Microenterprise Technical Assistance program to provide business training services to small businesses. Along with those activities the project funded two planning studies in Hamilton City for a community-needs survey and a community center feasibility study.

COUNTY OF GLENN
 DETAIL OF FINANCING SOURCES AND FINANCING USES
 GOVERNMENTAL FUNDS
 FISCAL YEAR 2016-17

BUDGET UNIT **04999722 CDBG** CHRISTINE ZOPPI
 FUNCTION PUBLIC ASSISTANCE HEALTH & HUMAN SERVICES
 ACTIVITY AID PROGRAMS AGENCY DIRECTOR

DETAIL BY REVENUE CATEGORY AND EXPENDITURE OBJECT	2014-15 ACTUAL	2015-16 ACTUAL	2016-17 RECOMMENDED BUDGET	2016-17 ADOPTED BUDGET
REVENUES				
INTERGOVERNMENTAL REVENUE	0	0	381,890	382,887
TOTAL REVENUES	0	0	381,890	382,887
EXPENSES				
SERVICES & SUPPLIES	0	997	265,618	265,618
SPECIAL ITEMS	0	0	116,272	116,272
TOTAL EXPENSES	0	997	381,890	381,890
NET COUNTY (COST)/RETURN	0	(997)	0	997

DESCRIPTION:

The 2014 CDBG grant provides Microenterprise Technical Assistance to provide business training services to small businesses, direct homeownership assistance to benefit low-income families in the purchasing of a home, housing rehabilitation program to improve the living conditions of lower income person in a manner that conserves and preserves the existing housing stock, and provides assistance to new and existing business owners to fund business assistance loans.

COUNTY OF GLENN
 DETAIL OF FINANCING SOURCES AND FINANCING USES
 GOVERNMENTAL FUNDS
 FISCAL YEAR 2016-17

BUDGET UNIT **02420000 CDBG GLENN**
 FUNCTION PUBLIC ASSISTANCE
 ACTIVITY AID PROGRAMS

CHRISTINE ZOPPI
 HEALTH & HUMAN SERVICES
 AGENCY DIRECTOR

DETAIL BY REVENUE CATEGORY AND EXPENDITURE OBJECT	2014-15 ACTUAL	2015-16 ACTUAL	2016-17 RECOMMENDED BUDGET	2016-17 ADOPTED BUDGET
REVENUES				
USE OF MONEY & PROPERTY	6,843	7,145	4,400	4,400
TOTAL REVENUES	6,843	7,145	4,400	4,400
EXPENSES				
OTHER CHARGES	3,170	0	53,000	53,000
TOTAL EXPENSES	3,170	0	53,000	53,000
NET COUNTY (COST)/RETURN	3,673	7,145	(48,600)	(48,600)

DESCRIPTION:

This budget represents funds that are recaptured from Housing Rehabilitation loan projects. This revolving loan fund (RLF) provides loans to rehabilitate single family residential owner-occupied units in the unincorporated areas of Glenn County.

COUNTY OF GLENN
 DETAIL OF FINANCING SOURCES AND FINANCING USES
 GOVERNMENTAL FUNDS
 FISCAL YEAR 2016-17

BUDGET UNIT **04999540 CHAT**
 FUNCTION PUBLIC ASSISTANCE
 ACTIVITY AID PROGRAMS

CHRISTINE ZOPPI
 HEALTH & HUMAN SERVICES
 AGENCY DIRECTOR

DETAIL BY REVENUE CATEGORY AND EXPENDITURE OBJECT	2014-15 ACTUAL	2015-16 ACTUAL	2016-17 RECOMMENDED BUDGET	2016-17 ADOPTED BUDGET
REVENUES				
INTERGOVERNMENTAL REVENUE	42,411	0	0	0
CHARGES FOR CURRENT SERVICES	4,238	0	0	0
TOTAL REVENUES	46,649	0	0	0
EXPENSES				
SERVICES & SUPPLIES	481	0	0	0
OTHER CHARGES	44,718	0	0	0
SPECIAL ITEMS	1,460	0	0	0
TOTAL EXPENSES	46,659	0	0	0
NET COUNTY (COST)/RETURN	(9)	0	0	0

DESCRIPTION:

This program is administered by the Health & Human Services Agency Community Action division and provides direct client services.

COUNTY OF GLENN
 DETAIL OF FINANCING SOURCES AND FINANCING USES
 GOVERNMENTAL FUNDS
 FISCAL YEAR 2016-17

BUDGET UNIT **04290000 CHILD DEVELOPMENT PROGRAM** CHRISTINE ZOPPI
 FUNCTION PUBLIC ASSISTANCE HEALTH & HUMAN SERVICES
 ACTIVITY AID PROGRAMS AGENCY DIRECTOR

DETAIL BY REVENUE CATEGORY AND EXPENDITURE OBJECT	2014-15 ACTUAL	2015-16 ACTUAL	2016-17 RECOMMENDED BUDGET	2016-17 ADOPTED BUDGET
REVENUES				
USE OF MONEY & PROPERTY	40	35	0	0
TOTAL REVENUES	40	35	0	0
EXPENSES				
OTHER CHARGES	12,000	0	0	0
TOTAL EXPENSES	12,000	0	0	0
NET COUNTY (COST)/RETURN	(11,960)	35	0	0

DESCRIPTION:

This program is administered by the Health & Human Services Agency Community Action division and provides direct client services.

COUNTY OF GLENN
 DETAIL OF FINANCING SOURCES AND FINANCING USES
 GOVERNMENTAL FUNDS
 FISCAL YEAR 2016-17

BUDGET UNIT **04999830 CSBG 2014**
 FUNCTION PUBLIC ASSISTANCE
 ACTIVITY AID PROGRAMS

CHRISTINE ZOPPI
 HEALTH & HUMAN SERVICES
 AGENCY DIRECTOR

DETAIL BY REVENUE CATEGORY AND EXPENDITURE OBJECT	2014-15 ACTUAL	2015-16 ACTUAL	2016-17 RECOMMENDED BUDGET	2016-17 ADOPTED BUDGET
REVENUES				
USE OF MONEY & PROPERTY	15	0	0	0
INTERGOVERNMENTAL REVENUE	176,336	0	0	0
TOTAL REVENUES	176,351	0	0	0
EXPENSES				
SERVICES & SUPPLIES	27,286	0	0	0
SPECIAL ITEMS	149,065	0	0	0
TOTAL EXPENSES	176,351	0	0	0
NET COUNTY (COST)/RETURN	0	0	0	0

DESCRIPTION:

This program is administered by the Health & Human Services Agency Community Action division and provides direct client services.

COUNTY OF GLENN
 DETAIL OF FINANCING SOURCES AND FINANCING USES
 GOVERNMENTAL FUNDS
 FISCAL YEAR 2016-17

BUDGET UNIT **04999831 CSBG 2015**
 FUNCTION PUBLIC ASSISTANCE
 ACTIVITY AID PROGRAMS

CHRISTINE ZOPPI
 HEALTH & HUMAN SERVICES
 AGENCY DIRECTOR

DETAIL BY REVENUE CATEGORY AND EXPENDITURE OBJECT	2014-15 ACTUAL	2015-16 ACTUAL	2016-17 RECOMMENDED BUDGET	2016-17 ADOPTED BUDGET
REVENUES				
USE OF MONEY & PROPERTY	56	17	0	0
INTERGOVERNMENTAL REVENUE	86,360	159,425	0	0
TOTAL REVENUES	86,416	159,442	0	0
EXPENSES				
SERVICES & SUPPLIES	16,281	70,285	0	0
SPECIAL ITEMS	70,135	89,153	0	0
TOTAL EXPENSES	86,416	159,438	0	0
NET COUNTY (COST)/RETURN	0	4	0	0

DESCRIPTION:

This program is administered by the Health & Human Services Agency Community Action division and provides direct client services.

COUNTY OF GLENN
 DETAIL OF FINANCING SOURCES AND FINANCING USES
 GOVERNMENTAL FUNDS
 FISCAL YEAR 2016-17

BUDGET UNIT **04999832 CSBG 2016**
 FUNCTION PUBLIC ASSISTANCE
 ACTIVITY AID PROGRAMS

CHRISTINE ZOPPI
 HEALTH & HUMAN SERVICES
 AGENCY DIRECTOR

DETAIL BY REVENUE CATEGORY AND EXPENDITURE OBJECT	2014-15 ACTUAL	2015-16 ACTUAL	2016-17 RECOMMENDED BUDGET	2016-17 ADOPTED BUDGET
REVENUES				
USE OF MONEY & PROPERTY	0	11	100	100
INTERGOVERNMENTAL REVENUE	0	58,708	196,628	202,744
CHARGES FOR CURRENT SERVICES	0	750	0	0
TOTAL REVENUES	0	59,469	196,728	202,844
EXPENSES				
SERVICES & SUPPLIES	0	18,552	42,278	72,033
SPECIAL ITEMS	0	40,168	154,450	130,811
TOTAL EXPENSES	0	58,719	196,728	202,844
NET COUNTY (COST)/RETURN	0	750	0	0

DESCRIPTION:

CSBG funding supports projects that lessen poverty in communities, address the needs of low-income individuals including the homeless, migrants and the elderly, and provides services and activities addressing employment, education, better use of available income, housing, nutrition, emergency services and/or health.

COUNTY OF GLENN
 DETAIL OF FINANCING SOURCES AND FINANCING USES
 GOVERNMENTAL FUNDS
 FISCAL YEAR 2016-17

BUDGET UNIT **04999833 CSBG 2017**
 FUNCTION PUBLIC ASSISTANCE
 ACTIVITY AID PROGRAMS

CHRISTINE ZOPPI
 HEALTH & HUMAN SERVICES
 AGENCY DIRECTOR

DETAIL BY REVENUE CATEGORY AND EXPENDITURE OBJECT	2014-15 ACTUAL	2015-16 ACTUAL	2016-17 RECOMMENDED BUDGET	2016-17 ADOPTED BUDGET
REVENUES				
USE OF MONEY & PROPERTY	0	0	100	100
INTERGOVERNMENTAL REVENUE	0	0	74,950	74,950
TOTAL REVENUES	0	0	75,050	75,050
EXPENSES				
SERVICES & SUPPLIES	0	0	11,722	11,722
SPECIAL ITEMS	0	0	63,328	63,328
TOTAL EXPENSES	0	0	75,050	75,050
NET COUNTY (COST)/RETURN	0	0	0	0

DESCRIPTION:

CSBG funding supports projects that lessen poverty in communities, address the needs of low-income individuals including the homeless, migrants and the elderly, and provides services and activities addressing employment, education, better use of available income, housing, nutrition, emergency services and/or health.

COUNTY OF GLENN
 DETAIL OF FINANCING SOURCES AND FINANCING USES
 GOVERNMENTAL FUNDS
 FISCAL YEAR 2016-17

BUDGET UNIT **04999599 CSBG DISCRETIONARY 2016**
 FUNCTION PUBLIC ASSISTANCE
 ACTIVITY N/A

CHRISTINE ZOPPI
 HEALTH & HUMAN SERVICES
 AGENCY DIRECTOR

DETAIL BY REVENUE CATEGORY AND EXPENDITURE OBJECT	2014-15 ACTUAL	2015-16 ACTUAL	2016-17 RECOMMENDED BUDGET	2016-17 ADOPTED BUDGET
REVENUES				
INTERGOVERNMENTAL REVENUE	0	0	0	17,000
TOTAL REVENUES	0	0	0	17,000
EXPENSES				
SPECIAL ITEMS	0	0	0	17,000
TOTAL EXPENSES	0	0	0	17,000
NET COUNTY (COST)/RETURN	0	0	0	0

DESCRIPTION:

This program is administered by the Health & Human Services Agency Community Action division and provides direct client services.

COUNTY OF GLENN
 DETAIL OF FINANCING SOURCES AND FINANCING USES
 GOVERNMENTAL FUNDS
 FISCAL YEAR 2016-17

BUDGET UNIT **04999589 CSBG T&TA**
 FUNCTION PUBLIC ASSISTANCE
 ACTIVITY AID PROGRAMS

CHRISTINE ZOPPI
 HEALTH & HUMAN SERVICES
 AGENCY DIRECTOR

DETAIL BY REVENUE CATEGORY AND EXPENDITURE OBJECT	2014-15 ACTUAL	2015-16 ACTUAL	2016-17 RECOMMENDED BUDGET	2016-17 ADOPTED BUDGET
REVENUES				
INTERGOVERNMENTAL REVENUE	1,323	0	0	0
TOTAL REVENUES	1,323	0	0	0
EXPENSES				
OTHER CHARGES	405	0	0	0
SPECIAL ITEMS	918	0	0	0
TOTAL EXPENSES	1,323	0	0	0
NET COUNTY (COST)/RETURN	0	0	0	0

DESCRIPTION:

This program is administered by the Health & Human Services Agency Community Action division and provides direct client services.

COUNTY OF GLENN
 DETAIL OF FINANCING SOURCES AND FINANCING USES
 GOVERNMENTAL FUNDS
 FISCAL YEAR 2016-17

BUDGET UNIT **04999588 CSBG TARGET INDUSTRY AB109** CHRISTINE ZOPPI
 FUNCTION PUBLIC ASSISTANCE HEALTH & HUMAN SERVICES
 ACTIVITY AID PROGRAMS AGENCY DIRECTOR

DETAIL BY REVENUE CATEGORY AND EXPENDITURE OBJECT	2014-15 ACTUAL	2015-16 ACTUAL	2016-17 RECOMMENDED BUDGET	2016-17 ADOPTED BUDGET
REVENUES				
INTERGOVERNMENTAL REVENUE	9,292	0	0	0
TOTAL REVENUES	9,292	0	0	0
EXPENSES				
OTHER CHARGES	9,292	0	0	0
TOTAL EXPENSES	9,292	0	0	0
NET COUNTY (COST)/RETURN	0	0	0	0

DESCRIPTION:

This program is administered by the Health & Human Services Agency Community Action division and provides direct client services.

COUNTY OF GLENN
 DETAIL OF FINANCING SOURCES AND FINANCING USES
 GOVERNMENTAL FUNDS
 FISCAL YEAR 2016-17

BUDGET UNIT **04999613 DOE WEATHERIZATION 2012** CHRISTINE ZOPPI
 FUNCTION PUBLIC ASSISTANCE HEALTH & HUMAN SERVICES
 ACTIVITY AID PROGRAMS AGENCY DIRECTOR

DETAIL BY REVENUE CATEGORY AND EXPENDITURE OBJECT	2014-15 ACTUAL	2015-16 ACTUAL	2016-17 RECOMMENDED BUDGET	2016-17 ADOPTED BUDGET
REVENUES				
INTERGOVERNMENTAL REVENUE	0	12,844	0	8,894
TOTAL REVENUES	0	12,844	0	8,894
EXPENSES				
SERVICES & SUPPLIES	0	3,999	0	0
SPECIAL ITEMS	0	17,739	0	0
TOTAL EXPENSES	0	21,738	0	0
NET COUNTY (COST)/RETURN	0	(8,894)	0	8,894

DESCRIPTION:

This program is administered by the Health & Human Services Agency Community Action division and provides direct client services.

COUNTY OF GLENN
 DETAIL OF FINANCING SOURCES AND FINANCING USES
 GOVERNMENTAL FUNDS
 FISCAL YEAR 2016-17

BUDGET UNIT **04999612 DOE WEATHERIZATION 2014** CHRISTINE ZOPPI
 FUNCTION PUBLIC ASSISTANCE HEALTH & HUMAN SERVICES
 ACTIVITY AID PROGRAMS AGENCY DIRECTOR

DETAIL BY REVENUE CATEGORY AND EXPENDITURE OBJECT	2014-15 ACTUAL	2015-16 ACTUAL	2016-17 RECOMMENDED BUDGET	2016-17 ADOPTED BUDGET
REVENUES				
INTERGOVERNMENTAL REVENUE	13,405	4,946	0	0
TOTAL REVENUES	13,405	4,946	0	0
EXPENSES				
SERVICES & SUPPLIES	3,534	0	0	0
SPECIAL ITEMS	14,817	0	0	0
TOTAL EXPENSES	18,351	0	0	0
NET COUNTY (COST)/RETURN	(4,946)	4,946	0	0

DESCRIPTION:

This program is administered by the Health & Human Services Agency Community Action division and provides direct client services.

COUNTY OF GLENN
 DETAIL OF FINANCING SOURCES AND FINANCING USES
 GOVERNMENTAL FUNDS
 FISCAL YEAR 2016-17

BUDGET UNIT **04999615 DOE WEATHERIZATION 2017** CHRISTINE ZOPPI
 FUNCTION PUBLIC ASSISTANCE HEALTH & HUMAN SERVICES
 ACTIVITY N/A AGENCY DIRECTOR

DETAIL BY REVENUE CATEGORY AND EXPENDITURE OBJECT	2014-15 ACTUAL	2015-16 ACTUAL	2016-17 RECOMMENDED BUDGET	2016-17 ADOPTED BUDGET
REVENUES				
INTERGOVERNMENTAL REVENUE	0	0	9,171	16,391
TOTAL REVENUES	0	0	9,171	16,391
EXPENSES				
SERVICES & SUPPLIES	0	0	2,905	4,632
SPECIAL ITEMS	0	0	6,266	11,759
TOTAL EXPENSES	0	0	9,171	16,391
NET COUNTY (COST)/RETURN	0	0	0	0

DESCRIPTION:

The Department of Energy (DOE) Weatherization Assistance Program (WAP) provides eligible low-income households in Colusa, Glenn and Trinity counties with services designed to improve the energy efficiency of their home, thereby reducing energy usage and costs. This program also offers some health and safety weatherization measures, as well as education on basic energy efficiency practices and the proper use and maintenance the measures installed.

COUNTY OF GLENN
 DETAIL OF FINANCING SOURCES AND FINANCING USES
 GOVERNMENTAL FUNDS
 FISCAL YEAR 2016-17

BUDGET UNIT **04999532 DOMESTIC VIOLENCE**
 FUNCTION PUBLIC ASSISTANCE
 ACTIVITY AID PROGRAMS

CHRISTINE ZOPPI
 HEALTH & HUMAN SERVICES
 AGENCY DIRECTOR

DETAIL BY REVENUE CATEGORY AND EXPENDITURE OBJECT	2014-15 ACTUAL	2015-16 ACTUAL	2016-17 RECOMMENDED BUDGET	2016-17 ADOPTED BUDGET
REVENUES				
CHARGES FOR CURRENT SERVICES	2,303	0	0	0
TOTAL REVENUES	2,303	0	0	0
EXPENSES				
SERVICES & SUPPLIES	2,303	0	0	0
TOTAL EXPENSES	2,303	0	0	0
NET COUNTY (COST)/RETURN	0	0	0	0

DESCRIPTION:

This program is administered by the Health & Human Services Agency Community Action division and provides direct client services.

COUNTY OF GLENN
 DETAIL OF FINANCING SOURCES AND FINANCING USES
 GOVERNMENTAL FUNDS
 FISCAL YEAR 2016-17

BUDGET UNIT **04900000 DOMESTIC VIOLENCE TRUST** CHRISTINE ZOPPI
 FUNCTION PUBLIC ASSISTANCE HEALTH & HUMAN SERVICES
 ACTIVITY AID PROGRAMS AGENCY DIRECTOR

DETAIL BY REVENUE CATEGORY AND EXPENDITURE OBJECT	2014-15 ACTUAL	2015-16 ACTUAL	2016-17 RECOMMENDED BUDGET	2016-17 ADOPTED BUDGET
REVENUES				
FINES, FORFEITURES & PENALTIES	3,041	2,965	2,068	2,068
CHARGES FOR CURRENT SERVICES	2,756	3,138	2,657	2,657
TOTAL REVENUES	5,797	6,103	4,725	4,725
EXPENSES				
SERVICES & SUPPLIES	1,288	691	1,725	1,725
OTHER CHARGES	2,303	3,872	6,000	6,000
TOTAL EXPENSES	3,590	4,563	7,725	7,725
NET COUNTY (COST)/RETURN	2,207	1,540	(3,000)	(3,000)

DESCRIPTION:

The Domestic Violence Trust is funded from the Court fine distribution process and a portion of marriage license applications. Revenue is used for domestic violence prevention programs.

COUNTY OF GLENN
 DETAIL OF FINANCING SOURCES AND FINANCING USES
 GOVERNMENTAL FUNDS
 FISCAL YEAR 2016-17

BUDGET UNIT **04999560 ESG CGT HOMELESS PREVENTION** CHRISTINE ZOPPI
 FUNCTION PUBLIC ASSISTANCE HEALTH & HUMAN SERVICES
 ACTIVITY AID PROGRAMS AGENCY DIRECTOR

DETAIL BY REVENUE CATEGORY AND EXPENDITURE OBJECT	2014-15 ACTUAL	2015-16 ACTUAL	2016-17 RECOMMENDED BUDGET	2016-17 ADOPTED BUDGET
REVENUES				
INTERGOVERNMENTAL REVENUE	13,942	0	0	0
TOTAL REVENUES	13,942	0	0	0
EXPENSES				
SERVICES & SUPPLIES	13,941	0	0	0
TOTAL EXPENSES	13,941	0	0	0
NET COUNTY (COST)/RETURN	1	0	0	0

DESCRIPTION:

This program is administered by the Health & Human Services Agency Community Action division and provides direct client services.

COUNTY OF GLENN
 DETAIL OF FINANCING SOURCES AND FINANCING USES
 GOVERNMENTAL FUNDS
 FISCAL YEAR 2016-17

BUDGET UNIT **04999561 ESG CT TRANSITIONAL HOUSING** CHRISTINE ZOPPI
 FUNCTION PUBLIC ASSISTANCE HEALTH & HUMAN SERVICES
 ACTIVITY N/A AGENCY DIRECTOR

DETAIL BY REVENUE CATEGORY AND EXPENDITURE OBJECT	2014-15 ACTUAL	2015-16 ACTUAL	2016-17 RECOMMENDED BUDGET	2016-17 ADOPTED BUDGET
REVENUES				
INTERGOVERNMENTAL REVENUE	0	49,006	43,000	69,148
TOTAL REVENUES	0	49,006	43,000	69,148
EXPENSES				
SERVICES & SUPPLIES	0	53,472	30,904	30,904
SPECIAL ITEMS	0	21,674	12,096	12,096
TOTAL EXPENSES	0	75,146	43,000	43,000
NET COUNTY (COST)/RETURN	0	(26,140)	0	26,148

DESCRIPTION:

The Emergency Solutions Grant provides funding to engage homeless individuals and families, rapidly re-house them and prevent families and individuals from becoming homeless.

COUNTY OF GLENN
 DETAIL OF FINANCING SOURCES AND FINANCING USES
 GOVERNMENTAL FUNDS
 FISCAL YEAR 2016-17

BUDGET UNIT **01025030 FOSTER CARE ASSISTANCE** CHRISTINE ZOPPI
 FUNCTION PUBLIC ASSISTANCE HEALTH & HUMAN SERVICES
 ACTIVITY AID PROGRAMS AGENCY DIRECTOR

DETAIL BY REVENUE CATEGORY AND EXPENDITURE OBJECT	2014-15 ACTUAL	2015-16 ACTUAL	2016-17 RECOMMENDED BUDGET	2016-17 ADOPTED BUDGET
REVENUES				
INTERGOVERNMENTAL REVENUE	684,271	1,218,489	1,320,478	1,323,273
MISCELLANEOUS REVENUES	42,682	32,448	31,671	31,671
OTHER FINANCING SOURCES	1,023,922	926,331	866,177	866,177
TOTAL REVENUES	1,750,876	2,177,267	2,218,326	2,221,121
EXPENSES				
OTHER CHARGES	1,773,539	2,157,399	2,218,326	2,218,326
TOTAL EXPENSES	1,773,539	2,157,399	2,218,326	2,218,326
NET COUNTY (COST)/RETURN	(22,663)	19,868	0	2,795

DESCRIPTION:

Foster Care assistance is a highly volatile program with regard to costs. One child needing a "high-level" group home placement can adversely fiscally impact this program. The program is governed by caseload and associated federal and state regulations.

The general fund contribution for this program has decreased over the years. Although the Human Resource Agency continues to be actively involved in exploring and implementing avenues to hold these costs steady over the coming years, there are a rising number of parents who fall above the Federal income thresholds, resulting in a decrease of Federal Foster Care reimbursement. The net result of this trend is that the County is now responsible for approximately 40% of the overall cost of Foster Care.

COUNTY OF GLENN
 DETAIL OF FINANCING SOURCES AND FINANCING USES
 GOVERNMENTAL FUNDS
 FISCAL YEAR 2016-17

BUDGET UNIT **03420000 HC/CDBG GRANT PROCEEDS** CHRISTINE ZOPPI
 FUNCTION PUBLIC ASSISTANCE HEALTH & HUMAN SERVICES
 ACTIVITY AID PROGRAMS AGENCY DIRECTOR

DETAIL BY REVENUE CATEGORY AND EXPENDITURE OBJECT	2014-15 ACTUAL	2015-16 ACTUAL	2016-17 RECOMMENDED BUDGET	2016-17 ADOPTED BUDGET
REVENUES				
USE OF MONEY & PROPERTY	1,239	877	1,200	1,200
TOTAL REVENUES	1,239	877	1,200	1,200
EXPENSES				
SERVICES & SUPPLIES	3,455	6,900	7,000	7,000
OTHER CHARGES	17,646	6,343	0	0
TOTAL EXPENSES	21,101	13,243	7,000	7,000
NET COUNTY (COST)/RETURN	(19,862)	(12,366)	(5,800)	(5,800)

DESCRIPTION:

This budget represents funds that are generated from recapturing loan funds through a payment process to the County. There is minimal activity in this fund due to the fact that these loans were all generated pre-1990. These funds have been utilized as a local match source for grant activities.

COUNTY OF GLENN
 DETAIL OF FINANCING SOURCES AND FINANCING USES
 GOVERNMENTAL FUNDS
 FISCAL YEAR 2016-17

BUDGET UNIT **04999559 HMIS-ESG WSDV** CHRISTINE ZOPPI
 FUNCTION PUBLIC ASSISTANCE HEALTH & HUMAN SERVICES
 ACTIVITY AID PROGRAMS AGENCY DIRECTOR

DETAIL BY REVENUE CATEGORY AND EXPENDITURE OBJECT	2014-15 ACTUAL	2015-16 ACTUAL	2016-17 RECOMMENDED BUDGET	2016-17 ADOPTED BUDGET
REVENUES				
INTERGOVERNMENTAL REVENUE	2,454	0	0	0
TOTAL REVENUES	2,454	0	0	0
EXPENSES				
SERVICES & SUPPLIES	2,454	0	0	0
TOTAL EXPENSES	2,454	0	0	0
NET COUNTY (COST)/RETURN	0	0	0	0

DESCRIPTION:

This program is administered by the Health & Human Services Agency Community Action division and provides direct client services.

COUNTY OF GLENN
 DETAIL OF FINANCING SOURCES AND FINANCING USES
 GOVERNMENTAL FUNDS
 FISCAL YEAR 2016-17

BUDGET UNIT **04999657 HOME 2012**
 FUNCTION PUBLIC ASSISTANCE
 ACTIVITY AID PROGRAMS

CHRISTINE ZOPPI
 HEALTH & HUMAN SERVICES
 AGENCY DIRECTOR

DETAIL BY REVENUE CATEGORY AND EXPENDITURE OBJECT	2014-15 ACTUAL	2015-16 ACTUAL	2016-17 RECOMMENDED BUDGET	2016-17 ADOPTED BUDGET
REVENUES				
INTERGOVERNMENTAL REVENUE	62,698	0	0	0
TOTAL REVENUES	62,698	0	0	0
EXPENSES				
SERVICES & SUPPLIES	41,219	0	0	0
SPECIAL ITEMS	20,175	0	0	0
TOTAL EXPENSES	61,395	0	0	0
NET COUNTY (COST)/RETURN	1,303	0	0	0

DESCRIPTION:

This program is administered by the Health & Human Services Agency Community Action division and provides direct client services.

COUNTY OF GLENN
 DETAIL OF FINANCING SOURCES AND FINANCING USES
 GOVERNMENTAL FUNDS
 FISCAL YEAR 2016-17

BUDGET UNIT **02390000 HOME GLENN**
 FUNCTION PUBLIC ASSISTANCE
 ACTIVITY AID PROGRAMS

CHRISTINE ZOPPI
 HEALTH & HUMAN SERVICES
 AGENCY DIRECTOR

DETAIL BY REVENUE CATEGORY AND EXPENDITURE OBJECT	2014-15 ACTUAL	2015-16 ACTUAL	2016-17 RECOMMENDED BUDGET	2016-17 ADOPTED BUDGET
REVENUES				
USE OF MONEY & PROPERTY	42	3,277	40	40
MISCELLANEOUS REVENUES	0	329	0	0
TOTAL REVENUES	42	3,606	40	40
NET COUNTY (COST)/RETURN	42	3,606	40	40

DESCRIPTION:

Glenn County HOME Housing Rehabilitation Program is to improve the living conditions of lower income persons in a manner that conserves and preserves the existing housing stock. To fulfill this objective, the County concentrates on financial assistance for rehabilitation projects and temporary tenant based rental assistance where the principal beneficiaries are lower income persons.

COUNTY OF GLENN
 DETAIL OF FINANCING SOURCES AND FINANCING USES
 GOVERNMENTAL FUNDS
 FISCAL YEAR 2016-17

BUDGET UNIT **01025011 IHSS PROVIDERS**
 FUNCTION PUBLIC ASSISTANCE
 ACTIVITY AID PROGRAMS

CHRISTINE ZOPPI
 HEALTH & HUMAN SERVICES
 AGENCY DIRECTOR

DETAIL BY REVENUE CATEGORY AND EXPENDITURE OBJECT	2014-15 ACTUAL	2015-16 ACTUAL	2016-17 RECOMMENDED BUDGET	2016-17 ADOPTED BUDGET
REVENUES				
INTERGOVERNMENTAL REVENUE	989,769	999,642	1,034,636	1,034,636
MISCELLANEOUS REVENUES	66	20	0	0
TOTAL REVENUES	989,835	999,662	1,034,636	1,034,636
EXPENSES				
SERVICES & SUPPLIES	989,835	999,662	1,034,636	1,034,636
TOTAL EXPENSES	989,835	999,662	1,034,636	1,034,636
NET COUNTY (COST)/RETURN	0	0	0	0

DESCRIPTION:

The IHSS program provides a cost effective alternative for adults with medical challenges who would otherwise be forced from their homes into institutional facilities.

COUNTY OF GLENN
 DETAIL OF FINANCING SOURCES AND FINANCING USES
 GOVERNMENTAL FUNDS
 FISCAL YEAR 2016-17

BUDGET UNIT **04999110 CAD-ALLOCATION JTPA** CHRISTINE ZOPPI
 FUNCTION PUBLIC ASSISTANCE HEALTH & HUMAN SERVICES
 ACTIVITY AID PROGRAMS AGENCY DIRECTOR

DETAIL BY REVENUE CATEGORY AND EXPENDITURE OBJECT	2014-15 ACTUAL	2015-16 ACTUAL	2016-17 RECOMMENDED BUDGET	2016-17 ADOPTED BUDGET
REVENUES				
SPECIAL ITEMS	4,809	4,928	5,000	5,000
TOTAL REVENUES	4,809	4,928	5,000	5,000
EXPENSES				
SERVICES & SUPPLIES	4,809	4,928	5,000	5,000
TOTAL EXPENSES	4,809	4,928	5,000	5,000
NET COUNTY (COST)/RETURN	0	0	0	0

DESCRIPTION:

The CAD Allocation JTPA budget was created to address revenue and expenditure activities that are common to all Workforce Investment and Opportunity Act (WIOA) programs of the agency, creating an administrative umbrella that functions as an account to gather common expenses and allocate those expenses out to the proper programs based on various methodologies such as time studies, square footage, etc.

COUNTY OF GLENN
 DETAIL OF FINANCING SOURCES AND FINANCING USES
 GOVERNMENTAL FUNDS
 FISCAL YEAR 2016-17

BUDGET UNIT **04999603 LIHEAP ASSURANCE 16** CHRISTINE ZOPPI
 FUNCTION PUBLIC ASSISTANCE HEALTH & HUMAN SERVICES
 ACTIVITY AID PROGRAMS AGENCY DIRECTOR

DETAIL BY REVENUE CATEGORY AND EXPENDITURE OBJECT	2014-15 ACTUAL	2015-16 ACTUAL	2016-17 RECOMMENDED BUDGET	2016-17 ADOPTED BUDGET
REVENUES				
USE OF MONEY & PROPERTY	9	0	0	0
INTERGOVERNMENTAL REVENUE	129,378	0	0	0
TOTAL REVENUES	129,386	0	0	0
EXPENSES				
SERVICES & SUPPLIES	37,866	0	0	0
SPECIAL ITEMS	91,520	0	0	0
TOTAL EXPENSES	129,386	0	0	0
NET COUNTY (COST)/RETURN	0	0	0	0

DESCRIPTION:

This program is administered by the Health & Human Services Agency Community Action division and provides direct client services.

COUNTY OF GLENN
 DETAIL OF FINANCING SOURCES AND FINANCING USES
 GOVERNMENTAL FUNDS
 FISCAL YEAR 2016-17

BUDGET UNIT **04999640 LIHEAP EHA 14**
 FUNCTION PUBLIC ASSISTANCE
 ACTIVITY AID PROGRAMS

CHRISTINE ZOPPI
 HEALTH & HUMAN SERVICES
 AGENCY DIRECTOR

DETAIL BY REVENUE CATEGORY AND EXPENDITURE OBJECT	2014-15 ACTUAL	2015-16 ACTUAL	2016-17 RECOMMENDED BUDGET	2016-17 ADOPTED BUDGET
REVENUES				
USE OF MONEY & PROPERTY	11	0	0	0
INTERGOVERNMENTAL REVENUE	295,998	0	0	0
TOTAL REVENUES	296,009	0	0	0
EXPENSES				
SERVICES & SUPPLIES	137,570	0	0	0
SPECIAL ITEMS	158,439	0	0	0
TOTAL EXPENSES	296,009	0	0	0
NET COUNTY (COST)/RETURN	0	0	0	0

DESCRIPTION:

This program is administered by the Health & Human Services Agency Community Action division and provides direct client services.

COUNTY OF GLENN
 DETAIL OF FINANCING SOURCES AND FINANCING USES
 GOVERNMENTAL FUNDS
 FISCAL YEAR 2016-17

BUDGET UNIT **04999641 LIHEAP EHA 15**
 FUNCTION PUBLIC ASSISTANCE
 ACTIVITY AID PROGRAMS

CHRISTINE ZOPPI
 HEALTH & HUMAN SERVICES
 AGENCY DIRECTOR

DETAIL BY REVENUE CATEGORY AND EXPENDITURE OBJECT	2014-15 ACTUAL	2015-16 ACTUAL	2016-17 RECOMMENDED BUDGET	2016-17 ADOPTED BUDGET
REVENUES				
USE OF MONEY & PROPERTY	120	39	0	0
INTERGOVERNMENTAL REVENUE	261,282	405,770	0	33,777
TOTAL REVENUES	261,402	405,809	0	33,777
EXPENSES				
SERVICES & SUPPLIES	101,915	157,982	0	33,777
SPECIAL ITEMS	159,488	272,434	0	0
TOTAL EXPENSES	261,402	430,417	0	33,777
NET COUNTY (COST)/RETURN	0	(24,608)	0	0

DESCRIPTION:

This program is administered by the Health & Human Services Agency Community Action division and provides direct client services.

COUNTY OF GLENN
 DETAIL OF FINANCING SOURCES AND FINANCING USES
 GOVERNMENTAL FUNDS
 FISCAL YEAR 2016-17

BUDGET UNIT **04999642 LIHEAP EHA 16** CHRISTINE ZOPPI
 FUNCTION PUBLIC ASSISTANCE HEALTH & HUMAN SERVICES
 ACTIVITY AID PROGRAMS AGENCY DIRECTOR

DETAIL BY REVENUE CATEGORY AND EXPENDITURE OBJECT	2014-15 ACTUAL	2015-16 ACTUAL	2016-17 RECOMMENDED BUDGET	2016-17 ADOPTED BUDGET
REVENUES				
USE OF MONEY & PROPERTY	0	16	100	100
INTERGOVERNMENTAL REVENUE	0	42,490	544,083	628,492
TOTAL REVENUES	0	42,506	544,183	628,592
EXPENSES				
SERVICES & SUPPLIES	0	128,559	214,603	214,603
SPECIAL ITEMS	0	109,630	329,580	329,580
TOTAL EXPENSES	0	238,189	544,183	544,183
NET COUNTY (COST)/RETURN	0	(195,683)	0	84,409

DESCRIPTION:

The Low Income Home Energy Assistance Program (LIHEAP) helps keep families safe and health through initiatives that assist families with energy costs. Funds provide assistance in managing costs associated with home energy bills, energy crises and weatherization and energy-related minor home repairs.

COUNTY OF GLENN
 DETAIL OF FINANCING SOURCES AND FINANCING USES
 GOVERNMENTAL FUNDS
 FISCAL YEAR 2016-17

BUDGET UNIT **04999643 LIHEAP EHA 17** CHRISTINE ZOPPI
 FUNCTION PUBLIC ASSISTANCE HEALTH & HUMAN SERVICES
 ACTIVITY N/A AGENCY DIRECTOR

DETAIL BY REVENUE CATEGORY AND EXPENDITURE OBJECT	2014-15 ACTUAL	2015-16 ACTUAL	2016-17 RECOMMENDED BUDGET	2016-17 ADOPTED BUDGET
REVENUES				
USE OF MONEY & PROPERTY	0	0	100	100
INTERGOVERNMENTAL REVENUE	0	0	235,484	235,484
TOTAL REVENUES	0	0	235,584	235,584
EXPENSES				
SERVICES & SUPPLIES	0	0	91,336	91,336
SPECIAL ITEMS	0	0	144,248	144,248
TOTAL EXPENSES	0	0	235,584	235,584
NET COUNTY (COST)/RETURN	0	0	0	0

DESCRIPTION:

The Low Income Home Energy Assistance Program (LIHEAP) helps keep families safe and health through initiatives that assist families with energy costs. Funds provide assistance in managing costs associated with home energy bills, energy crises and weatherization and energy-related minor home repairs.

COUNTY OF GLENN
 DETAIL OF FINANCING SOURCES AND FINANCING USES
 GOVERNMENTAL FUNDS
 FISCAL YEAR 2016-17

BUDGET UNIT **04999569 PSSF** CHRISTINE ZOPPI
 FUNCTION PUBLIC ASSISTANCE HEALTH & HUMAN SERVICES
 ACTIVITY AID PROGRAMS AGENCY DIRECTOR

DETAIL BY REVENUE CATEGORY AND EXPENDITURE OBJECT	2014-15 ACTUAL	2015-16 ACTUAL	2016-17 RECOMMENDED BUDGET	2016-17 ADOPTED BUDGET
REVENUES				
CHARGES FOR CURRENT SERVICES	95,929	0	0	0
TOTAL REVENUES	95,929	0	0	0
EXPENSES				
SPECIAL ITEMS	95,929	0	0	0
TOTAL EXPENSES	95,929	0	0	0
NET COUNTY (COST)/RETURN	0	0	0	0

DESCRIPTION:

This program is administered by the Health & Human Services Agency Community Action division and provides direct client services.

COUNTY OF GLENN
 DETAIL OF FINANCING SOURCES AND FINANCING USES
 GOVERNMENTAL FUNDS
 FISCAL YEAR 2016-17

BUDGET UNIT **03404170 REALIGN-CALIF CHILDREN'S SVCS** CHRISTINE ZOPPI
 FUNCTION PUBLIC ASSISTANCE HEALTH & HUMAN SERVICES
 ACTIVITY AID PROGRAMS AGENCY DIRECTOR

DETAIL BY REVENUE CATEGORY AND EXPENDITURE OBJECT	2014-15 ACTUAL	2015-16 ACTUAL	2016-17 RECOMMENDED BUDGET	2016-17 ADOPTED BUDGET
REVENUES				
INTERGOVERNMENTAL REVENUE	58,755	130,518	145,010	145,010
TOTAL REVENUES	58,755	130,518	145,010	145,010
EXPENSES				
OTHER CHARGES	58,755	99,945	145,010	145,010
TOTAL EXPENSES	58,755	99,945	145,010	145,010
NET COUNTY (COST)/RETURN	0	30,573	0	0

DESCRIPTION

Funds allocated by the State Controller are deposited into this fund. They are subsequently transferred to the California Children's Services operating fund to provide programs specified in the realignment legislation.

COUNTY OF GLENN
 DETAIL OF FINANCING SOURCES AND FINANCING USES
 GOVERNMENTAL FUNDS
 FISCAL YEAR 2016-17

BUDGET UNIT **03402151 REALIGN-DELINQUENCY PREVENTION** CHRISTINE ZOPPI
 FUNCTION PUBLIC ASSISTANCE HEALTH & HUMAN SERVICES
 ACTIVITY AID PROGRAMS AGENCY DIRECTOR

DETAIL BY REVENUE CATEGORY AND EXPENDITURE OBJECT	2014-15 ACTUAL	2015-16 ACTUAL	2016-17 RECOMMENDED BUDGET	2016-17 ADOPTED BUDGET
REVENUES				
INTERGOVERNMENTAL REVENUE	46,136	102,487	113,867	113,867
TOTAL REVENUES	46,136	102,487	113,867	113,867
EXPENSES				
OTHER CHARGES	46,136	102,487	113,867	113,867
TOTAL EXPENSES	46,136	102,487	113,867	113,867
NET COUNTY (COST)/RETURN	0	0	0	0

DESCRIPTION

Funds allocated by the State Controller are deposited into this fund. They are subsequently transferred to the Probation Delinquency Prevention operating fund to provide programs specified in the realignment legislation.

COUNTY OF GLENN
 DETAIL OF FINANCING SOURCES AND FINANCING USES
 GOVERNMENTAL FUNDS
 FISCAL YEAR 2016-17

BUDGET UNIT **03405010 REALIGN-WELFARE ADMIN** CHRISTINE ZOPPI
 FUNCTION PUBLIC ASSISTANCE HEALTH & HUMAN SERVICES
 ACTIVITY ADMINISTRATION AGENCY DIRECTOR

DETAIL BY REVENUE CATEGORY AND EXPENDITURE OBJECT	2014-15 ACTUAL	2015-16 ACTUAL	2016-17 RECOMMENDED BUDGET	2016-17 ADOPTED BUDGET
REVENUES				
USE OF MONEY & PROPERTY	745	2,054	0	0
INTERGOVERNMENTAL REVENUE	1,209,535	2,686,861	2,985,201	2,985,201
TOTAL REVENUES	1,210,280	2,688,916	2,985,201	2,985,201
EXPENSES				
OTHER CHARGES	1,209,535	2,467,900	2,985,201	2,985,201
TOTAL EXPENSES	1,209,535	2,467,900	2,985,201	2,985,201
NET COUNTY (COST)/RETURN	745	221,015	0	0

DESCRIPTION

Funds allocated by the State Controller are deposited into this fund. They are subsequently transferred to the Social Services operating fund to provide programs specified in the realignment legislation.

COUNTY OF GLENN
 DETAIL OF FINANCING SOURCES AND FINANCING USES
 GOVERNMENTAL FUNDS
 FISCAL YEAR 2016-17

BUDGET UNIT **04999516 RHA LIFELINE OUTREACH** CHRISTINE ZOPPI
 FUNCTION PUBLIC ASSISTANCE HEALTH & HUMAN SERVICES
 ACTIVITY AID PROGRAMS AGENCY DIRECTOR

DETAIL BY REVENUE CATEGORY AND EXPENDITURE OBJECT	2014-15 ACTUAL	2015-16 ACTUAL	2016-17 RECOMMENDED BUDGET	2016-17 ADOPTED BUDGET
REVENUES				
MISCELLANEOUS REVENUES	1,997	0	0	0
TOTAL REVENUES	1,997	0	0	0
EXPENSES				
SERVICES & SUPPLIES	1,997	0	0	0
TOTAL EXPENSES	1,997	0	0	0
NET COUNTY (COST)/RETURN	0	0	0	0

DESCRIPTION:

This program is administered by the Health & Human Services Agency Community Action division and provides direct client services.

COUNTY OF GLENN
 DETAIL OF FINANCING SOURCES AND FINANCING USES
 GOVERNMENTAL FUNDS
 FISCAL YEAR 2016-17

BUDGET UNIT **04999472 SIERRA HEALTH FOUNDATION** CHRISTINE ZOPPI
 FUNCTION PUBLIC ASSISTANCE HEALTH & HUMAN SERVICES
 ACTIVITY AID PROGRAMS AGENCY DIRECTOR

DETAIL BY REVENUE CATEGORY AND EXPENDITURE OBJECT	2014-15 ACTUAL	2015-16 ACTUAL	2016-17 RECOMMENDED BUDGET	2016-17 ADOPTED BUDGET
REVENUES				
INTERGOVERNMENTAL REVENUE	814	0	0	0
TOTAL REVENUES	814	0	0	0
EXPENSES				
SERVICES & SUPPLIES	814	0	0	0
TOTAL EXPENSES	814	0	0	0
NET COUNTY (COST)/RETURN	0	0	0	0

DESCRIPTION:

This program is administered by the Health & Human Services Agency Community Action division and provides direct client services.

COUNTY OF GLENN
 DETAIL OF FINANCING SOURCES AND FINANCING USES
 GOVERNMENTAL FUNDS
 FISCAL YEAR 2016-17

BUDGET UNIT **03415010 SSD FAMILY SUPPORT REALIGNMENT** CHRISTINE ZOPPI
 FUNCTION PUBLIC ASSISTANCE HEALTH & HUMAN SERVICES
 ACTIVITY AID PROGRAMS AGENCY DIRECTOR

DETAIL BY REVENUE CATEGORY AND EXPENDITURE OBJECT	2014-15 ACTUAL	2015-16 ACTUAL	2016-17 RECOMMENDED BUDGET	2016-17 ADOPTED BUDGET
REVENUES				
USE OF MONEY & PROPERTY	746	246	0	0
INTERGOVERNMENTAL REVENUE	695,192	693,088	746,017	746,017
TOTAL REVENUES	695,938	693,335	746,017	746,017
EXPENSES				
OTHER CHARGES	815,771	666,033	746,017	746,017
TOTAL EXPENSES	815,771	666,033	746,017	746,017
NET COUNTY (COST)/RETURN	(119,833)	27,301	0	0

DESCRIPTION

Funds allocated by the State Controller are deposited into this fund. They are subsequently transferred to the Social Services operating fund to provide programs specified in the realignment legislation.

COUNTY OF GLENN
 DETAIL OF FINANCING SOURCES AND FINANCING USES
 GOVERNMENTAL FUNDS
 FISCAL YEAR 2016-17

BUDGET UNIT **04999350 SSD MOU & WEATHERIZATION SERVICES** CHRISTINE ZOPPI
 FUNCTION PUBLIC ASSISTANCE HEALTH & HUMAN SERVICES
 ACTIVITY AID PROGRAMS AGENCY DIRECTOR

DETAIL BY REVENUE CATEGORY AND EXPENDITURE OBJECT	2014-15 ACTUAL	2015-16 ACTUAL	2016-17 RECOMMENDED BUDGET	2016-17 ADOPTED BUDGET
REVENUES				
CHARGES FOR CURRENT SERVICES	0	626,050	622,180	623,800
MISCELLANEOUS REVENUES	0	144	0	0
SPECIAL ITEMS	0	0	5,107	5,107
TOTAL REVENUES	0	626,194	627,287	628,907
EXPENSES				
SERVICES & SUPPLIES	0	59,361	96,160	96,160
SPECIAL ITEMS	0	568,843	531,127	531,127
TOTAL EXPENSES	0	628,204	627,287	627,287
NET COUNTY (COST)/RETURN	0	(2,010)	0	1,620

DESCRIPTION:

This budget unit contains all of the MOU's in place between Community Action and Social Services. These include CalWORKs Job Development, CalWORKs Work Development, CalWORKs Job Training and Housing Support Program (HSP) activities. It also includes fund to pay for maintenance projects at the Social Services sites and the Domestic Violence shelter that are provided by the Weatherization unit.

COUNTY OF GLENN
 DETAIL OF FINANCING SOURCES AND FINANCING USES
 GOVERNMENTAL FUNDS
 FISCAL YEAR 2016-17

BUDGET UNIT **04999570 SSD WELFARE TO WORK** CHRISTINE ZOPPI
 FUNCTION PUBLIC ASSISTANCE HEALTH & HUMAN SERVICES
 ACTIVITY AID PROGRAMS AGENCY DIRECTOR

DETAIL BY REVENUE CATEGORY AND EXPENDITURE OBJECT	2014-15 ACTUAL	2015-16 ACTUAL	2016-17 RECOMMENDED BUDGET	2016-17 ADOPTED BUDGET
REVENUES				
CHARGES FOR CURRENT SERVICES	248,360	0	0	0
TOTAL REVENUES	248,360	0	0	0
EXPENSES				
SERVICES & SUPPLIES	138	0	0	0
SPECIAL ITEMS	248,222	0	0	0
TOTAL EXPENSES	248,360	0	0	0
NET COUNTY (COST)/RETURN	0	0	0	0

DESCRIPTION:

This program is administered by the Health & Human Services Agency Community Action division and provides direct client services.

COUNTY OF GLENN
 DETAIL OF FINANCING SOURCES AND FINANCING USES
 GOVERNMENTAL FUNDS
 FISCAL YEAR 2016-17

BUDGET UNIT **04999250 WIA ADULT PROGRAM**
 FUNCTION PUBLIC ASSISTANCE
 ACTIVITY AID PROGRAMS

CHRISTINE ZOPPI
 HEALTH & HUMAN SERVICES
 AGENCY DIRECTOR

DETAIL BY REVENUE CATEGORY AND EXPENDITURE OBJECT	2014-15 ACTUAL	2015-16 ACTUAL	2016-17 RECOMMENDED BUDGET	2016-17 ADOPTED BUDGET
REVENUES				
INTERGOVERNMENTAL REVENUE	76,880	13,957	0	0
TOTAL REVENUES	76,880	13,957	0	0
EXPENSES				
SERVICES & SUPPLIES	24,724	0	0	0
SPECIAL ITEMS	66,113	0	0	0
TOTAL EXPENSES	90,837	0	0	0
NET COUNTY (COST)/RETURN	(13,957)	13,957	0	0

DESCRIPTION:

This program is administered by the Health & Human Services Agency Community Action division and provides direct client services.

COUNTY OF GLENN
 DETAIL OF FINANCING SOURCES AND FINANCING USES
 GOVERNMENTAL FUNDS
 FISCAL YEAR 2016-17

BUDGET UNIT **04999252 WIA DISLOCATED WORKER** CHRISTINE ZOPPI
 FUNCTION PUBLIC ASSISTANCE HEALTH & HUMAN SERVICES
 ACTIVITY AID PROGRAMS AGENCY DIRECTOR

DETAIL BY REVENUE CATEGORY AND EXPENDITURE OBJECT	2014-15 ACTUAL	2015-16 ACTUAL	2016-17 RECOMMENDED BUDGET	2016-17 ADOPTED BUDGET
REVENUES				
INTERGOVERNMENTAL REVENUE	90,208	24,513	0	0
TOTAL REVENUES	90,208	24,513	0	0
EXPENSES				
SERVICES & SUPPLIES	24,311	0	0	0
SPECIAL ITEMS	90,410	0	0	0
TOTAL EXPENSES	114,721	0	0	0
NET COUNTY (COST)/RETURN	(24,513)	24,513	0	0

DESCRIPTION:

This program is administered by the Health & Human Services Agency Community Action division and provides direct client services.

COUNTY OF GLENN
 DETAIL OF FINANCING SOURCES AND FINANCING USES
 GOVERNMENTAL FUNDS
 FISCAL YEAR 2016-17

BUDGET UNIT 04999200 WIA PROGRAMS		CHRISTINE ZOPPI			
FUNCTION PUBLIC ASSISTANCE		HEALTH & HUMAN SERVICES			
ACTIVITY AID PROGRAMS		AGENCY DIRECTOR			
DETAIL BY REVENUE CATEGORY AND EXPENDITURE OBJECT		2014-15 ACTUAL	2015-16 ACTUAL	2016-17 RECOMMENDED BUDGET	2016-17 ADOPTED BUDGET
REVENUES					
INTERGOVERNMENTAL REVENUE		0	355,048	521,300	595,158
TOTAL REVENUES		0	355,048	521,300	595,158
EXPENSES					
SERVICES & SUPPLIES		0	78,666	147,924	147,924
SPECIAL ITEMS		0	350,240	373,376	373,376
TOTAL EXPENSES		0	428,906	521,300	521,300
NET COUNTY (COST)/RETURN		0	(73,858)	0	73,858

DESCRIPTION:

The Workforce Innovation and Opportunity Act (WIOA) replaced the Workforce Investment Act of 1998. This new program supports a renewed commitment to workforce development. It is aimed at increasing opportunities, particularly for those facing barriers to employment and invests in the important connection between education and career preparation.

COUNTY OF GLENN
 DETAIL OF FINANCING SOURCES AND FINANCING USES
 GOVERNMENTAL FUNDS
 FISCAL YEAR 2016-17

BUDGET UNIT **04999253 WIA RAPID RESPONSE**
 FUNCTION PUBLIC ASSISTANCE
 ACTIVITY AID PROGRAMS

CHRISTINE ZOPPI
 HEALTH & HUMAN SERVICES
 AGENCY DIRECTOR

DETAIL BY REVENUE CATEGORY AND EXPENDITURE OBJECT	2014-15 ACTUAL	2015-16 ACTUAL	2016-17 RECOMMENDED BUDGET	2016-17 ADOPTED BUDGET
REVENUES				
INTERGOVERNMENTAL REVENUE	60,192	11,336	0	0
TOTAL REVENUES	60,192	11,336	0	0
EXPENSES				
SERVICES & SUPPLIES	4,336	0	0	0
SPECIAL ITEMS	67,192	0	0	0
TOTAL EXPENSES	71,528	0	0	0
NET COUNTY (COST)/RETURN	(11,336)	11,336	0	0

DESCRIPTION:

This program is administered by the Health & Human Services Agency Community Action division and provides direct client services.

COUNTY OF GLENN
 DETAIL OF FINANCING SOURCES AND FINANCING USES
 GOVERNMENTAL FUNDS
 FISCAL YEAR 2016-17

BUDGET UNIT **04999289 WIA STARRS 9**
 FUNCTION PUBLIC ASSISTANCE
 ACTIVITY AID PROGRAMS

CHRISTINE ZOPPI
 HEALTH & HUMAN SERVICES
 AGENCY DIRECTOR

DETAIL BY REVENUE CATEGORY AND EXPENDITURE OBJECT	2014-15 ACTUAL	2015-16 ACTUAL	2016-17 RECOMMENDED BUDGET	2016-17 ADOPTED BUDGET
REVENUES				
INTERGOVERNMENTAL REVENUE	50,341	0	0	0
TOTAL REVENUES	50,341	0	0	0
EXPENSES				
SERVICES & SUPPLIES	8,887	0	0	0
SPECIAL ITEMS	41,454	0	0	0
TOTAL EXPENSES	50,341	0	0	0
NET COUNTY (COST)/RETURN	0	0	0	0

DESCRIPTION:

This program is administered by the Health & Human Services Agency Community Action division and provides direct client services.

COUNTY OF GLENN
 DETAIL OF FINANCING SOURCES AND FINANCING USES
 GOVERNMENTAL FUNDS
 FISCAL YEAR 2016-17

BUDGET UNIT **04999285 WIA VETERAN ADULTS 216** CHRISTINE ZOPPI
 FUNCTION PUBLIC ASSISTANCE HEALTH & HUMAN SERVICES
 ACTIVITY AID PROGRAMS AGENCY DIRECTOR

DETAIL BY REVENUE CATEGORY AND EXPENDITURE OBJECT	2014-15 ACTUAL	2015-16 ACTUAL	2016-17 RECOMMENDED BUDGET	2016-17 ADOPTED BUDGET
REVENUES				
INTERGOVERNMENTAL REVENUE	11,508	0	0	0
TOTAL REVENUES	11,508	0	0	0
EXPENSES				
SERVICES & SUPPLIES	2,312	0	0	0
SPECIAL ITEMS	9,196	0	0	0
TOTAL EXPENSES	11,508	0	0	0
NET COUNTY (COST)/RETURN	0	0	0	0

DESCRIPTION:

This program is administered by the Health & Human Services Agency Community Action division and provides direct client services.

COUNTY OF GLENN
 DETAIL OF FINANCING SOURCES AND FINANCING USES
 GOVERNMENTAL FUNDS
 FISCAL YEAR 2016-17

BUDGET UNIT **04999286 WIA VETERAN DISLOCATED WORKER** CHRISTINE ZOPPI
 FUNCTION PUBLIC ASSISTANCE HEALTH & HUMAN SERVICES
 ACTIVITY AID PROGRAMS AGENCY DIRECTOR

DETAIL BY REVENUE CATEGORY AND EXPENDITURE OBJECT	2014-15 ACTUAL	2015-16 ACTUAL	2016-17 RECOMMENDED BUDGET	2016-17 ADOPTED BUDGET
REVENUES				
INTERGOVERNMENTAL REVENUE	17,157	0	0	0
TOTAL REVENUES	17,157	0	0	0
EXPENSES				
SERVICES & SUPPLIES	5,553	0	0	0
SPECIAL ITEMS	11,604	0	0	0
TOTAL EXPENSES	17,157	0	0	0
NET COUNTY (COST)/RETURN	0	0	0	0

DESCRIPTION:

This program is administered by the Health & Human Services Agency Community Action division and provides direct client services.

COUNTY OF GLENN
 DETAIL OF FINANCING SOURCES AND FINANCING USES
 GOVERNMENTAL FUNDS
 FISCAL YEAR 2016-17

BUDGET UNIT **04999287 WIA DISLOCATED WORKER** CHRISTINE ZOPPI
 FUNCTION PUBLIC ASSISTANCE HEALTH & HUMAN SERVICES
 ACTIVITY AID PROGRAMS AGENCY DIRECTOR

DETAIL BY REVENUE CATEGORY AND EXPENDITURE OBJECT	2014-15 ACTUAL	2015-16 ACTUAL	2016-17 RECOMMENDED BUDGET	2016-17 ADOPTED BUDGET
REVENUES				
INTERGOVERNMENTAL REVENUE	9,290	0	0	0
TOTAL REVENUES	9,290	0	0	0
EXPENSES				
SERVICES & SUPPLIES	4,045	0	0	0
SPECIAL ITEMS	5,245	0	0	0
TOTAL EXPENSES	9,290	0	0	0
NET COUNTY (COST)/RETURN	0	0	0	0

DESCRIPTION:

This program is administered by the Health & Human Services Agency Community Action division and provides direct client services.

COUNTY OF GLENN
 DETAIL OF FINANCING SOURCES AND FINANCING USES
 GOVERNMENTAL FUNDS
 FISCAL YEAR 2016-17

BUDGET UNIT **04999251 WIA YOUTH PROGRAM**
 FUNCTION PUBLIC ASSISTANCE
 ACTIVITY AID PROGRAMS

CHRISTINE ZOPPI
 HEALTH & HUMAN SERVICES
 AGENCY DIRECTOR

DETAIL BY REVENUE CATEGORY AND EXPENDITURE OBJECT	2014-15 ACTUAL	2015-16 ACTUAL	2016-17 RECOMMENDED BUDGET	2016-17 ADOPTED BUDGET
REVENUES				
INTERGOVERNMENTAL REVENUE	100,859	10,055	0	0
TOTAL REVENUES	100,859	10,055	0	0
EXPENSES				
SERVICES & SUPPLIES	23,999	0	0	0
SPECIAL ITEMS	86,916	0	0	0
TOTAL EXPENSES	110,914	0	0	0
NET COUNTY (COST)/RETURN	(10,055)	10,055	0	0

DESCRIPTION:

This program is administered by the Health & Human Services Agency Community Action division and provides direct client services.

COUNTY OF GLENN
 DETAIL OF FINANCING SOURCES AND FINANCING USES
 GOVERNMENTAL FUNDS
 FISCAL YEAR 2016-17

BUDGET UNIT **01015090 AID TO INDIGENTS** CHRISTINE ZOPPI
 FUNCTION PUBLIC ASSISTANCE HEALTH & HUMAN SERVICES
 ACTIVITY GENERAL RELIEF AGENCY DIRECTOR

DETAIL BY REVENUE CATEGORY AND EXPENDITURE OBJECT	2014-15 ACTUAL	2015-16 ACTUAL	2016-17 RECOMMENDED BUDGET	2016-17 ADOPTED BUDGET
REVENUES				
LICENSES & PERMITS	346	328	354	354
INTERGOVERNMENTAL REVENUE	30,709	746	10,000	10,000
MISCELLANEOUS REVENUES	0	295	0	0
TOTAL REVENUES	31,055	1,369	10,354	10,354
EXPENSES				
SERVICES & SUPPLIES	28,005	13,276	28,500	28,500
OTHER CHARGES	53,191	50,390	70,000	70,000
TOTAL EXPENSES	81,195	63,666	98,500	98,500
NET COUNTY (COST)/RETURN	(50,140)	(62,296)	(88,146)	(88,146)

DESCRIPTION:

General Assistance is a program required under §17000-17409 of the California Welfare and Institutions Code. This program provides support for needy adult residents without dependent children who are not supported by their own means, by relatives or friends, by federal or state funding, or other private sources. The department works aggressively with all aid recipients to move them either to self-sufficiency or to a more appropriate aid program

COUNTY OF GLENN
 DETAIL OF FINANCING SOURCES AND FINANCING USES
 GOVERNMENTAL FUNDS
 FISCAL YEAR 2016-17

BUDGET UNIT **01015180 VETERAN'S SERVICE OFFICER** BRANDON THOMPSON
 FUNCTION PUBLIC ASSISTANCE CHIEF PROBATION OFFICER
 ACTIVITY VETERAN'S SERVICES

DETAIL BY REVENUE CATEGORY AND EXPENDITURE OBJECT	2014-15 ACTUAL	2015-16 ACTUAL	2016-17 RECOMMENDED BUDGET	2016-17 ADOPTED BUDGET
REVENUES				
INTERGOVERNMENTAL REVENUE	17,211	16,442	26,950	26,950
MISCELLANEOUS REVENUES	14	9,715	0	0
TOTAL REVENUES	17,225	26,157	26,950	26,950
EXPENSES				
SALARIES & BENEFITS	61,496	65,051	73,165	73,165
SERVICES & SUPPLIES	19,511	19,021	25,924	25,924
OTHER CHARGES	23,609	7,148	12,067	12,067
OTHER FINANCING USES	0	196	196	196
TOTAL EXPENSES	104,616	91,416	111,352	111,352
NET COUNTY (COST)/RETURN	(87,391)	(65,259)	(84,402)	(84,402)

DESCRIPTION:

This office administers a County program designed to assist veterans and their widows or dependents. More specifically, it makes available to veterans counseling on problems regarding resources and vocational education, financial, legal and medical rights available to veterans. Furthermore, this office obtains and compiles documents to support claims and forwards them to the appropriate agencies for processing.

COUNTY OF GLENN
 DETAIL OF FINANCING SOURCES AND FINANCING USES
 GOVERNMENTAL FUNDS
 FISCAL YEAR 2016-17

BUDGET UNIT **01061050 AB109 IMPLEMENTATION PLAN** BRANDON THOMPSON
 FUNCTION PUBLIC PROTECTION CHIEF PROBATION OFFICER
 ACTIVITY DETENTION & CORRECTION

DETAIL BY REVENUE CATEGORY AND EXPENDITURE OBJECT	2014-15 ACTUAL	2015-16 ACTUAL	2016-17 RECOMMENDED BUDGET	2016-17 ADOPTED BUDGET
EXPENSES				
SERVICES & SUPPLIES	0	0	14,745	14,745
TOTAL EXPENSES	0	0	14,745	14,745
NET COUNTY (COST)/RETURN	0	0	(14,745)	(14,745)

DESCRIPTION:

AB109, AB117 & AB118 legislation created a County Local Revenue Fund 2011 for the purpose of transferring custody of low-level offender felons from State to County responsibility and establishing post-release community supervision at the local level. Revenue in this account was a one-time State general fund apportionment intended to help cover costs associated with hiring, retention, training, data improvements, contracting costs and capacity planning pursuant to the county's AB109 implementation plan.

COUNTY OF GLENN
 DETAIL OF FINANCING SOURCES AND FINANCING USES
 GOVERNMENTAL FUNDS
 FISCAL YEAR 2016-17

BUDGET UNIT **01061000 COMM CORR PARTNERSHIP PLANNING** BRANDON THOMPSON
 FUNCTION PUBLIC PROTECTION CHIEF PROBATION OFFICER
 ACTIVITY DETENTION & CORRECTION

DETAIL BY REVENUE CATEGORY AND EXPENDITURE OBJECT	2014-15 ACTUAL	2015-16 ACTUAL	2016-17 RECOMMENDED BUDGET	2016-17 ADOPTED BUDGET
REVENUES				
INTERGOVERNMENTAL REVENUE	100,000	0	0	0
TOTAL REVENUES	100,000	0	0	0
EXPENSES				
SALARIES & BENEFITS	0	0	10,807	10,807
SERVICES & SUPPLIES	4,099	0	7,897	7,897
FIXED ASSETS	6,350	0	0	0
TOTAL EXPENSES	10,449	0	18,704	18,704
NET COUNTY (COST)/RETURN	89,551	0	(18,704)	(18,704)

DESCRIPTION:

AB109, AB117 & AB118 legislation created a County Local Revenue Fund 2011 for the purpose of transferring custody of low-level offender felons from State to County responsibility and establishing post-release community supervision at the local level. The State realigned allocation of vehicle license fees and sales tax revenues to fund the new legislation. The Community Corrections Partnership Planning was one-time grant funding, awarded based on population bands, for the purpose of assisting each county's community corrections partnership committee in developing its AB109 implementation plan.

COUNTY OF GLENN
 DETAIL OF FINANCING SOURCES AND FINANCING USES
 GOVERNMENTAL FUNDS
 FISCAL YEAR 2016-17

BUDGET UNIT **04530000 CRIMINAL FACILITY CONSTRUCTION** EDWARD J. LAMB
 FUNCTION PUBLIC PROTECTION DIRECTOR OF FINANCE
 ACTIVITY DETENTION & CORRECTION

DETAIL BY REVENUE CATEGORY AND EXPENDITURE OBJECT	2014-15 ACTUAL	2015-16 ACTUAL	2016-17 RECOMMENDED BUDGET	2016-17 ADOPTED BUDGET
REVENUES				
FINES, FORFEITURES & PENALTIES	125,538	104,088	110,250	110,250
USE OF MONEY & PROPERTY	174	167	100	100
TOTAL REVENUES	125,712	104,255	110,350	110,350
EXPENSES				
OTHER CHARGES	120,000	120,000	120,000	120,000
TOTAL EXPENSES	120,000	120,000	120,000	120,000
NET COUNTY (COST)/RETURN	5,712	(15,745)	(9,650)	(9,650)

DESCRIPTION:

A portion of certain court fines are earmarked and allocated according to penal code legislation to the Criminal Facility Construction fund for the construction and maintenance of criminal facilities.

COUNTY OF GLENN
 DETAIL OF FINANCING SOURCES AND FINANCING USES
 GOVERNMENTAL FUNDS
 FISCAL YEAR 2016-17

BUDGET UNIT **01042158 DELINQUENCY PREVENTION** BRANDON THOMPSON
 FUNCTION PUBLIC PROTECTION CHIEF PROBATION OFFICER
 ACTIVITY DETENTION & CORRECTION

DETAIL BY REVENUE CATEGORY AND EXPENDITURE OBJECT	2014-15 ACTUAL	2015-16 ACTUAL	2016-17 RECOMMENDED BUDGET	2016-17 ADOPTED BUDGET
REVENUES				
INTERGOVERNMENTAL REVENUE	20,391	35,263	76,370	76,370
MISCELLANEOUS REVENUES	1,761	0	0	0
TOTAL REVENUES	22,151	35,263	76,370	76,370
EXPENSES				
SALARIES & BENEFITS	22,151	26,303	73,824	73,824
OTHER CHARGES	0	211	2,546	2,546
TOTAL EXPENSES	22,151	26,514	76,370	76,370
NET COUNTY (COST)/RETURN	0	8,748	0	0

DESCRIPTION:

State realignment funds provide for a juvenile diversion caseload which enables the department to keep hundreds of juveniles out of juvenile court by utilizing the juvenile work program, community service, essays, reports, counseling and parenting classes.

COUNTY OF GLENN
 DETAIL OF FINANCING SOURCES AND FINANCING USES
 GOVERNMENTAL FUNDS
 FISCAL YEAR 2016-17

BUDGET UNIT **01042140 JAIL**
 FUNCTION PUBLIC PROTECTION
 ACTIVITY DETENTION & CORRECTION

RICHARD WARREN
 SHERIFF-CORONER

DETAIL BY REVENUE CATEGORY AND EXPENDITURE OBJECT	2014-15 ACTUAL	2015-16 ACTUAL	2016-17 RECOMMENDED BUDGET	2016-17 ADOPTED BUDGET
REVENUES				
INTERGOVERNMENTAL REVENUE	49,217	49,186	45,500	45,500
CHARGES FOR CURRENT SERVICES	172,787	172,143	174,500	174,500
MISCELLANEOUS REVENUES	38,473	27,105	0	0
TOTAL REVENUES	260,477	248,434	220,000	220,000
EXPENSES				
SALARIES & BENEFITS	2,009,448	2,212,895	2,455,639	2,240,281
SERVICES & SUPPLIES	1,381,025	1,352,847	1,331,188	1,331,188
OTHER CHARGES	396,248	336,716	386,239	386,239
OTHER FINANCING USES	0	2,737	2,737	2,737
TOTAL EXPENSES	3,786,721	3,905,195	4,175,803	3,960,445
NET COUNTY (COST)/RETURN	(3,526,244)	(3,656,761)	(3,955,803)	(3,740,445)

DESCRIPTION:

The Jail budget provides for the care, custody and protection of inmates housed in the Glenn County Adult Detention Facility. Title 15 of the California Code of Regulations governs the operations and policies of this division. The facility must also meet the standards of the Glenn County Health Department and the State Fire Marshal. In order to comply with these numerous requirements the jail must provide among many other things living space of a specific square footage per prisoner, meals that meet stringent nutritional standards, transportation to medical and dental appointments, various court appearances and medical roll call and treatment.

Due to its inherent nature the Jail had no significant source of revenue except for the housing of inmates from other counties or State paroles.

COUNTY OF GLENN
 DETAIL OF FINANCING SOURCES AND FINANCING USES
 GOVERNMENTAL FUNDS
 FISCAL YEAR 2016-17

BUDGET UNIT **01042142 JAIL-STANDARDS & TRAINING** RICHARD WARREN
 FUNCTION PUBLIC PROTECTION SHERIFF-CORONER
 ACTIVITY DETENTION & CORRECTION

DETAIL BY REVENUE CATEGORY AND EXPENDITURE OBJECT	2014-15 ACTUAL	2015-16 ACTUAL	2016-17 RECOMMENDED BUDGET	2016-17 ADOPTED BUDGET
REVENUES				
INTERGOVERNMENTAL REVENUE	13,505	15,080	13,920	13,920
TOTAL REVENUES	13,505	15,080	13,920	13,920
EXPENSES				
SERVICES & SUPPLIES	13,530	15,080	13,920	13,920
TOTAL EXPENSES	13,530	15,080	13,920	13,920
NET COUNTY (COST)/RETURN	(25)	0	0	0

DESCRIPTION:

State funds are received to supplement expenses for State mandated correctional staff training.

COUNTY OF GLENN
 DETAIL OF FINANCING SOURCES AND FINANCING USES
 GOVERNMENTAL FUNDS
 FISCAL YEAR 2016-17

BUDGET UNIT **01042170 JJCPA GRANT**
 FUNCTION PUBLIC PROTECTION
 ACTIVITY DETENTION & CORRECTION

BRANDON THOMPSON
 CHIEF PROBATION OFFICER

DETAIL BY REVENUE CATEGORY AND EXPENDITURE OBJECT	2014-15 ACTUAL	2015-16 ACTUAL	2016-17 RECOMMENDED BUDGET	2016-17 ADOPTED BUDGET
REVENUES				
INTERGOVERNMENTAL REVENUE	69,108	90,596	103,386	103,386
MISCELLANEOUS REVENUES	14	0	0	0
TOTAL REVENUES	69,123	90,596	103,386	103,386
EXPENSES				
SALARIES & BENEFITS	69,123	90,596	103,386	103,386
TOTAL EXPENSES	69,123	90,596	103,386	103,386
NET COUNTY (COST)/RETURN	0	0	0	0

DESCRIPTION:

This grant program provides risk assessment and supervision to first time offenders who are either gang involved or exhibiting disrupting behaviors in Glenn County.

COUNTY OF GLENN
 DETAIL OF FINANCING SOURCES AND FINANCING USES
 GOVERNMENTAL FUNDS
 FISCAL YEAR 2016-17

BUDGET UNIT **01054110 JUVENILE FACILITY DONATION**
 FUNCTION PUBLIC PROTECTION
 ACTIVITY DETENTION & CORRECTION

BRANDON THOMPSON
 CHIEF PROBATION OFFICER

DETAIL BY REVENUE CATEGORY AND EXPENDITURE OBJECT	2014-15 ACTUAL	2015-16 ACTUAL	2016-17 RECOMMENDED BUDGET	2016-17 ADOPTED BUDGET
REVENUES				
USE OF MONEY & PROPERTY	1	1	0	0
TOTAL REVENUES	1	1	0	0
NET COUNTY (COST)/RETURN	1	1	0	0

DESCRIPTION:

This fund was established to record donations from private sources for the purpose of building and operating the Juvenile Hall facility.

COUNTY OF GLENN
 DETAIL OF FINANCING SOURCES AND FINANCING USES
 GOVERNMENTAL FUNDS
 FISCAL YEAR 2016-17

BUDGET UNIT **01042155 JUVENILE HALL**
 FUNCTION PUBLIC PROTECTION
 ACTIVITY DETENTION & CORRECTION

BRANDON THOMPSON
 CHIEF PROBATION OFFICER

DETAIL BY REVENUE CATEGORY AND EXPENDITURE OBJECT	2014-15 ACTUAL	2015-16 ACTUAL	2016-17 RECOMMENDED BUDGET	2016-17 ADOPTED BUDGET
REVENUES				
INTERGOVERNMENTAL REVENUE	17,087	14,652	16,200	16,200
CHARGES FOR CURRENT SERVICES	24,527	19,686	17,800	17,800
MISCELLANEOUS REVENUES	23,032	7,687	13,957	13,957
TOTAL REVENUES	64,646	42,025	47,957	47,957
EXPENSES				
SALARIES & BENEFITS	942,785	1,031,628	1,193,939	1,107,476
SERVICES & SUPPLIES	221,639	237,203	257,211	257,211
OTHER CHARGES	231,540	237,478	58,237	58,237
TOTAL EXPENSES	1,395,964	1,506,309	1,509,387	1,422,924
NET COUNTY (COST)/RETURN	(1,331,317)	(1,464,284)	(1,461,430)	(1,374,967)

DESCRIPTION:

The Juvenile Hall Manger supervises the daily operations of the 24-hour, 22-bed facility. Residents are provided with education, medical care, treatment programs and special counseling in addition to a full-service kitchen.

COUNTY OF GLENN
 DETAIL OF FINANCING SOURCES AND FINANCING USES
 GOVERNMENTAL FUNDS
 FISCAL YEAR 2016-17

BUDGET UNIT **01042168 JUVENILE PROBATION & CAMP FUND** BRANDON THOMPSON
 FUNCTION PUBLIC PROTECTION CHIEF PROBATION OFFICER
 ACTIVITY DETENTION & CORRECTION

DETAIL BY REVENUE CATEGORY AND EXPENDITURE OBJECT	2014-15 ACTUAL	2015-16 ACTUAL	2016-17 RECOMMENDED BUDGET	2016-17 ADOPTED BUDGET
REVENUES				
INTERGOVERNMENTAL REVENUE	82,521	91,134	98,735	98,735
MISCELLANEOUS REVENUES	22	0	0	0
TOTAL REVENUES	82,543	91,134	98,735	98,735
EXPENSES				
SALARIES & BENEFITS	82,543	91,134	98,735	98,735
TOTAL EXPENSES	82,543	91,134	98,735	98,735
NET COUNTY (COST)/RETURN	0	0	0	0

DESCRIPTION:

This program provides funds for juveniles on formal probation and under the supervision of the probation department. The program may also serve parents or other family member of these children if serving them will promote increased self-sufficiency, personal responsibility and family stability for the child.

COUNTY OF GLENN
 DETAIL OF FINANCING SOURCES AND FINANCING USES
 GOVERNMENTAL FUNDS
 FISCAL YEAR 2016-17

BUDGET UNIT **01062150 LOCAL COMMUNITY CORRECTIONS** BRANDON THOMPSON
 FUNCTION PUBLIC PROTECTION CHIEF PROBATION OFFICER
 ACTIVITY DETENTION & CORRECTION

DETAIL BY REVENUE CATEGORY AND EXPENDITURE OBJECT	2014-15 ACTUAL	2015-16 ACTUAL	2016-17 RECOMMENDED BUDGET	2016-17 ADOPTED BUDGET
REVENUES				
INTERGOVERNMENTAL REVENUE	985,328	762,075	945,577	945,577
MISCELLANEOUS REVENUES	469	0	0	0
TOTAL REVENUES	985,797	762,075	945,577	945,577
EXPENSES				
SALARIES & BENEFITS	531,077	487,275	594,508	594,508
SERVICES & SUPPLIES	44,682	123,349	169,611	169,611
FIXED ASSETS	0	11,037	7,500	7,500
OTHER FINANCING USES	180,701	139,477	135,506	135,506
TOTAL EXPENSES	756,460	761,138	907,125	907,125
NET COUNTY (COST)/RETURN	229,338	937	38,452	38,452

DESCRIPTION:

In 2011, the legislature enacted the Public Safety Realignment Act. Under realignment, newly-convicted low-level offenders without current or prior serious or violent offenses stay in County jail to serve their sentence. This has reduced the annual admissions to less than 36,000 a year. Prior to realignment, there were approximately 55,000 to 65,000 new admissions from County courts to State prison.

COUNTY OF GLENN
 DETAIL OF FINANCING SOURCES AND FINANCING USES
 GOVERNMENTAL FUNDS
 FISCAL YEAR 2016-17

BUDGET UNIT **01042164 PARTNERSHIP GRANT**
 FUNCTION PUBLIC PROTECTION
 ACTIVITY DETENTION & CORRECTION

BRANDON THOMPSON
 CHIEF PROBATION OFFICER

DETAIL BY REVENUE CATEGORY AND EXPENDITURE OBJECT	2014-15 ACTUAL	2015-16 ACTUAL	2016-17 RECOMMENDED BUDGET	2016-17 ADOPTED BUDGET
REVENUES				
MISCELLANEOUS REVENUES	7	0	0	0
TOTAL REVENUES	7	0	0	0
EXPENSES				
SALARIES & BENEFITS	26,149	32,512	39,541	39,541
TOTAL EXPENSES	26,149	32,512	39,541	39,541
NET COUNTY (COST)/RETURN	(26,142)	(32,512)	(39,541)	(39,541)

DESCRIPTION:

Funding from this program provides case management for felons who are drug addicted and eligible to receive treatment. Upon completion offenders are eligible to have their sentences reduced and/or dismissed.

COUNTY OF GLENN
 DETAIL OF FINANCING SOURCES AND FINANCING USES
 GOVERNMENTAL FUNDS
 FISCAL YEAR 2016-17

BUDGET UNIT **01042150 PROBATION DEPARTMENT** BRANDON THOMPSON
 FUNCTION PUBLIC PROTECTION CHIEF PROBATION OFFICER
 ACTIVITY DETENTION & CORRECTION

DETAIL BY REVENUE CATEGORY AND EXPENDITURE OBJECT	2014-15 ACTUAL	2015-16 ACTUAL	2016-17 RECOMMENDED BUDGET	2016-17 ADOPTED BUDGET
REVENUES				
FINES, FORFEITURES & PENALTIES	28,909	30,891	29,300	29,300
CHARGES FOR CURRENT SERVICES	67,936	59,118	66,900	66,900
MISCELLANEOUS REVENUES	95	56	0	0
OTHER FINANCING SOURCES	1,720	0	0	0
TOTAL REVENUES	98,659	90,066	96,200	96,200
EXPENSES				
SALARIES & BENEFITS	372,945	469,880	477,535	477,535
SERVICES & SUPPLIES	98,093	88,897	96,362	96,362
OTHER CHARGES	78,678	50,507	95,361	95,361
OTHER FINANCING USES	45,989	49,508	49,509	49,509
TOTAL EXPENSES	595,705	658,792	718,767	718,767
NET COUNTY (COST)/RETURN	(497,045)	(568,727)	(622,567)	(622,567)

DESCRIPTION:

Under the general direction of the Judge of the Superior Court, the Chief Probation Officer administers the adult and juvenile probation programs. The department is responsible for formulating plans for the redirection of probationers, preparing court reports and making recommendations as to the final dispositions of cases, collecting monies for the County and court, community safety through field supervision and advising the Board of Supervisors on probation matters. As well, the Chief Probation Officer is responsible for the safe and efficient operation of the Jane Hahn Juvenile Hall.

COUNTY OF GLENN
 DETAIL OF FINANCING SOURCES AND FINANCING USES
 GOVERNMENTAL FUNDS
 FISCAL YEAR 2016-17

BUDGET UNIT **01042157 PROBATION-DNA IDENTIFICATION** BRANDON THOMPSON
 FUNCTION PUBLIC PROTECTION CHIEF PROBATION OFFICER
 ACTIVITY DETENTION & CORRECTION

DETAIL BY REVENUE CATEGORY AND EXPENDITURE OBJECT	2014-15 ACTUAL	2015-16 ACTUAL	2016-17 RECOMMENDED BUDGET	2016-17 ADOPTED BUDGET
REVENUES				
MISCELLANEOUS REVENUES	8	0	0	0
OTHER FINANCING SOURCES	30,923	37,811	0	0
TOTAL REVENUES	30,932	37,811	0	0
EXPENSES				
SALARIES & BENEFITS	30,932	37,811	0	0
TOTAL EXPENSES	30,932	37,811	0	0
NET COUNTY (COST)/RETURN	0	0	0	0

DESCRIPTION:

The Probation Department is required to collect DNA samples from all felons, adults and juveniles who are arrested for or charged with specified crimes. The samples are submitted to the State Department of Justice for inclusion in a statewide DNA database. This budget unit is funded with court fines collected under Government Code §76104.6.

COUNTY OF GLENN
 DETAIL OF FINANCING SOURCES AND FINANCING USES
 GOVERNMENTAL FUNDS
 FISCAL YEAR 2016-17

BUDGET UNIT **01042156 PROBATION STANDARDS & TRAINING** BRANDON THOMPSON
 FUNCTION PUBLIC PROTECTION CHIEF PROBATION OFFICER
 ACTIVITY DETENTION & CORRECTION

DETAIL BY REVENUE CATEGORY AND EXPENDITURE OBJECT	2014-15 ACTUAL	2015-16 ACTUAL	2016-17 RECOMMENDED BUDGET	2016-17 ADOPTED BUDGET
REVENUES				
INTERGOVERNMENTAL REVENUE	13,520	14,820	13,780	13,780
TOTAL REVENUES	13,520	14,820	13,780	13,780
EXPENSES				
SERVICES & SUPPLIES	9,921	14,820	13,780	13,780
TOTAL EXPENSES	9,921	14,820	13,780	13,780
NET COUNTY (COST)/RETURN	3,599	0	0	0

DESCRIPTION:

This source of funding pays for State mandated training for sworn staff within the Probation Department and Juvenile Hall Counselors. The budget unit provides the training requirements and sends staff to basic probation and juvenile hall academies.

COUNTY OF GLENN
 DETAIL OF FINANCING SOURCES AND FINANCING USES
 GOVERNMENTAL FUNDS
 FISCAL YEAR 2016-17

BUDGET UNIT **01052558 SB678 COMM PERFORM INCENTIVE** BRANDON THOMPSON
 FUNCTION PUBLIC PROTECTION CHIEF PROBATION OFFICER
 ACTIVITY DETENTION & CORRECTION

DETAIL BY REVENUE CATEGORY AND EXPENDITURE OBJECT	2014-15 ACTUAL	2015-16 ACTUAL	2016-17 RECOMMENDED BUDGET	2016-17 ADOPTED BUDGET
REVENUES				
USE OF MONEY & PROPERTY	1,021	1,278	0	0
INTERGOVERNMENTAL REVENUE	261,896	139,754	200,000	200,000
MISCELLANEOUS REVENUES	31	0	0	0
TOTAL REVENUES	262,948	141,032	200,000	200,000
EXPENSES				
SALARIES & BENEFITS	140,959	115,002	172,412	172,412
SERVICES & SUPPLIES	11,512	26,030	27,588	27,588
FIXED ASSETS	6,265	0	0	0
TOTAL EXPENSES	158,736	141,032	200,000	200,000
NET COUNTY (COST)/RETURN	104,213	0	0	0

DESCRIPTION:

The California Community Corrections Performance Incentives Act of 2009 was designed to alleviate state prison overcrowding and save State general fund monies by reducing the number of adult felony probationers who are sent to State prison for committing a new crime or violating the terms of County-supervised probation. The SB 678 program shares State savings from lower prison costs with County probation departments that use evidence-based supervision practices and achieve a reduction in the number of felony probationer commitments to State prison.

COUNTY OF GLENN
 DETAIL OF FINANCING SOURCES AND FINANCING USES
 GOVERNMENTAL FUNDS
 FISCAL YEAR 2016-17

BUDGET UNIT **01052557 YOUTH OFFNDR INTNSV SUPERVISION** BRANDON THOMPSON
 FUNCTION PUBLIC PROTECTION CHIEF PROBATION OFFICER
 ACTIVITY DETENTION & CORRECTION

DETAIL BY REVENUE CATEGORY AND EXPENDITURE OBJECT	2014-15 ACTUAL	2015-16 ACTUAL	2016-17 RECOMMENDED BUDGET	2016-17 ADOPTED BUDGET
REVENUES				
USE OF MONEY & PROPERTY	129	430	0	0
INTERGOVERNMENTAL REVENUE	75,321	93,202	126,794	126,794
MISCELLANEOUS REVENUES	118	0	0	0
TOTAL REVENUES	75,568	93,631	126,794	126,794
EXPENSES				
SALARIES & BENEFITS	62,286	77,974	87,539	87,539
SERVICES & SUPPLIES	13,284	15,658	39,255	39,255
TOTAL EXPENSES	75,570	93,631	126,794	126,794
NET COUNTY (COST)/RETURN	(2)	0	0	0

DESCRIPTION:

This program was established after the passage of SB 81 due the Department of Juvenile Justice no longer accepting minors in to the facility who has not committed a violent felony. Counties, based on per capita population were awarded block grants to supervise and house youth designated as non-violent.

COUNTY OF GLENN
 DETAIL OF FINANCING SOURCES AND FINANCING USES
 GOVERNMENTAL FUNDS
 FISCAL YEAR 2016-17

BUDGET UNIT **01012170 FLOOD CONTROL**
 FUNCTION PUBLIC PROTECTION
 ACTIVITY FLOOD CONTROL, SOIL & WATER

MATT GOMES, INTERIM
 PLANNING & PUBLIC WORKS
 AGENCY DIRECTOR

DETAIL BY REVENUE CATEGORY AND EXPENDITURE OBJECT	2014-15 ACTUAL	2015-16 ACTUAL	2016-17 RECOMMENDED BUDGET	2016-17 ADOPTED BUDGET
REVENUES				
MISCELLANEOUS REVENUES	0	0	725	725
TOTAL REVENUES	0	0	725	725
EXPENSES				
OTHER CHARGES	847	690	0	0
TOTAL EXPENSES	847	690	0	0
NET COUNTY (COST)/RETURN	(847)	(690)	725	725

DESCRIPTION:

The Glenn County Planning & Public Works Agency is charged with administrating flood control and stream cleaning. This budget unit will only be used when a state of emergency has been declared. All non-emergency flood control work is performed by a special district.

COUNTY OF GLENN
 DETAIL OF FINANCING SOURCES AND FINANCING USES
 GOVERNMENTAL FUNDS
 FISCAL YEAR 2016-17

BUDGET UNIT **01012171 FLOOD CONTROL MAINTENANCE** MATT GOMES, INTERIM
 FUNCTION PUBLIC PROTECTION PLANNING & PUBLIC WORKS
 ACTIVITY FLOOD CONTROL, SOIL & WATER AGENCY DIRECTOR

DETAIL BY REVENUE CATEGORY AND EXPENDITURE OBJECT	2014-15 ACTUAL	2015-16 ACTUAL	2016-17 RECOMMENDED BUDGET	2016-17 ADOPTED BUDGET
EXPENSES				
SERVICES & SUPPLIES	5,682	17,805	30,000	30,000
TOTAL EXPENSES	5,682	17,805	30,000	30,000
NET COUNTY (COST)/RETURN	(5,682)	(17,805)	(30,000)	(30,000)

DESCRIPTION:

The Glenn County Planning & Public Works Agency is charged with administering flood control and stream cleaning. This budget unit will be used for special flood prevention projects around the county.

COUNTY OF GLENN
 DETAIL OF FINANCING SOURCES AND FINANCING USES
 GOVERNMENTAL FUNDS
 FISCAL YEAR 2016-17

BUDGET UNIT **01012040 COURT REVENUES**
 FUNCTION PUBLIC PROTECTION
 ACTIVITY JUDICIAL

EDWARD J. LAMB
 DIRECTOR OF FINANCE

DETAIL BY REVENUE CATEGORY AND EXPENDITURE OBJECT	2014-15 ACTUAL	2015-16 ACTUAL	2016-17 RECOMMENDED BUDGET	2016-17 ADOPTED BUDGET
REVENUES				
FINES, FORFEITURES & PENALTIES	718,526	645,708	750,600	1,022,055
CHARGES FOR CURRENT SERVICES	552,866	651,228	941,300	653,845
MISCELLANEOUS REVENUES	4,505	2,381	4,500	4,500
TOTAL REVENUES	1,275,896	1,299,318	1,696,400	1,680,400
EXPENSES				
SERVICES & SUPPLIES	836,048	924,065	943,016	943,016
OTHER CHARGES	4,828	3,348	2,186	2,186
TOTAL EXPENSES	840,876	927,413	945,202	945,202
NET COUNTY (COST)/RETURN	435,020	371,905	751,198	735,198

DESCRIPTION:

This budget unit is used to record the portion of court fine revenue that is distributed to the County. The expenses of this department include the County's annual maintenance of effort requirement to the State and court collections expenses.

COUNTY OF GLENN
 DETAIL OF FINANCING SOURCES AND FINANCING USES
 GOVERNMENTAL FUNDS
 FISCAL YEAR 2016-17

BUDGET UNIT **04690000 DISTRICT ATTORNEY INSURANCE FRAUD** DWAYNE STEWART
 FUNCTION PUBLIC PROTECTION DISTRICT ATTORNEY
 ACTIVITY JUDICIAL

DETAIL BY REVENUE CATEGORY AND EXPENDITURE OBJECT	2014-15 ACTUAL	2015-16 ACTUAL	2016-17 RECOMMENDED BUDGET	2016-17 ADOPTED BUDGET
REVENUES				
USE OF MONEY & PROPERTY	1	1	1	1
TOTAL REVENUES	1	1	1	1
NET COUNTY (COST)/RETURN	1	1	1	1

DESCRIPTION:

Funds in the District Attorney Insurance Fraud trust are used to assist with prosecuting cases related to insurance fraud or theft.

COUNTY OF GLENN
 DETAIL OF FINANCING SOURCES AND FINANCING USES
 GOVERNMENTAL FUNDS
 FISCAL YEAR 2016-17

BUDGET UNIT **01042090 DISTRICT ATTORNEY/PROSECUTION** DWAYNE STEWART
 FUNCTION PUBLIC PROTECTION DISTRICT ATTORNEY
 ACTIVITY JUDICIAL

DETAIL BY REVENUE CATEGORY AND EXPENDITURE OBJECT	2014-15 ACTUAL	2015-16 ACTUAL	2016-17 RECOMMENDED BUDGET	2016-17 ADOPTED BUDGET
REVENUES				
CHARGES FOR CURRENT SERVICES	25	4,105	125	125
MISCELLANEOUS REVENUES	872	0	0	0
TOTAL REVENUES	897	4,105	125	125
EXPENSES				
SALARIES & BENEFITS	594,728	714,587	902,170	643,905
SERVICES & SUPPLIES	119,787	77,837	140,098	140,098
OTHER CHARGES	427,645	304,376	535,307	535,307
OTHER FINANCING USES	0	2,346	2,346	2,346
TOTAL EXPENSES	1,142,160	1,099,145	1,579,921	1,321,656
NET COUNTY (COST)/RETURN	(1,141,263)	(1,095,040)	(1,579,796)	(1,321,531)

DESCRIPTION:

The District Attorney is the County's public prosecutor. This official institutes proceedings before magistrates for the arrest of persons charged with a public offense. The District Attorney may also sponsor, supervise or participate in projects designed to improve the administration of justice. The workload of this office consists of felonies and misdemeanors.

COUNTY OF GLENN
 DETAIL OF FINANCING SOURCES AND FINANCING USES
 GOVERNMENTAL FUNDS
 FISCAL YEAR 2016-17

BUDGET UNIT **01062090 DA REVOCATION HEARINGS** DWAYNE STEWART
 FUNCTION PUBLIC PROTECTION DISTRICT ATTORNEY
 ACTIVITY JUDICIAL

DETAIL BY REVENUE CATEGORY AND EXPENDITURE OBJECT	2014-15 ACTUAL	2015-16 ACTUAL	2016-17 RECOMMENDED BUDGET	2016-17 ADOPTED BUDGET
REVENUES				
INTERGOVERNMENTAL REVENUE	9,595	11,634	9,600	9,600
TOTAL REVENUES	9,595	11,634	9,600	9,600
EXPENSES				
SERVICES & SUPPLIES	0	0	30,000	30,000
TOTAL EXPENSES	0	0	30,000	30,000
NET COUNTY (COST)/RETURN	9,595	11,634	(20,400)	(20,400)

DESCRIPTION:

AB109, AB117 & AB118 legislation created a County Local Revenue Fund 2011 for the purpose of transferring custody of low-level offender felons from State to County responsibility and establishing post-release community supervision at the local level. The State realigned allocation of vehicle license fees and sales tax revenues to fund the new legislation. Monies received in the District Attorney and Public Defender accounts shall be used exclusively to fund costs associated with revocation proceedings involving persons subject to state parole and the Post-release Community Supervision Act of 2011.

COUNTY OF GLENN
 DETAIL OF FINANCING SOURCES AND FINANCING USES
 GOVERNMENTAL FUNDS
 FISCAL YEAR 2016-17

BUDGET UNIT **01054420 DISTRICT ATTORNEY SEIZURE** DWAYNE STEWART
 FUNCTION PUBLIC PROTECTION DISTRICT ATTORNEY
 ACTIVITY JUDICIAL

DETAIL BY REVENUE CATEGORY AND EXPENDITURE OBJECT	2014-15 ACTUAL	2015-16 ACTUAL	2016-17 RECOMMENDED BUDGET	2016-17 ADOPTED BUDGET
REVENUES				
USE OF MONEY & PROPERTY	94	99	50	50
MISCELLANEOUS REVENUES	9,211	0	10,000	10,000
TOTAL REVENUES	9,305	99	10,050	10,050
EXPENSES				
SERVICES & SUPPLIES	0	0	20,000	20,000
TOTAL EXPENSES	0	0	20,000	20,000
NET COUNTY (COST)/RETURN	9,305	99	(9,950)	(9,950)

DESCRIPTION:

The District Attorney Seizure Trust has been created to provide integrity of drug money seized under §11470 of the California Health and Safety Code. These funds shall be used by the District Attorney exclusively to support the law enforcement and prosecutorial efforts of the law enforcement agencies.

COUNTY OF GLENN
 DETAIL OF FINANCING SOURCES AND FINANCING USES
 GOVERNMENTAL FUNDS
 FISCAL YEAR 2016-17

BUDGET UNIT **01052552 DISTRICT ATTORNEY SLESF** DWAYNE STEWART
 FUNCTION PUBLIC PROTECTION DISTRICT ATTORNEY
 ACTIVITY JUDICIAL

DETAIL BY REVENUE CATEGORY AND EXPENDITURE OBJECT	2014-15 ACTUAL	2015-16 ACTUAL	2016-17 RECOMMENDED BUDGET	2016-17 ADOPTED BUDGET
REVENUES				
USE OF MONEY & PROPERTY	50	64	50	50
INTERGOVERNMENTAL REVENUE	8,697	10,053	6,500	6,500
TOTAL REVENUES	8,747	10,117	6,550	6,550
EXPENSES				
SERVICES & SUPPLIES	9,273	2,206	14,000	14,000
TOTAL EXPENSES	9,273	2,206	14,000	14,000
NET COUNTY (COST)/RETURN	(525)	7,911	(7,450)	(7,450)

DESCRIPTION:

The Supplemental Law Enforcement account was created in 1996 under the "COPS" or Citizens Option for Public Safety Program (AB3229). Funds received pursuant to this legislation shall supplement services and shall not be used to supplant any existing funding for law enforcement services. The funding pays for mandated public safety expenses.

COUNTY OF GLENN
 DETAIL OF FINANCING SOURCES AND FINANCING USES
 GOVERNMENTAL FUNDS
 FISCAL YEAR 2016-17

BUDGET UNIT **01054425 ENVIRON/CONSUMER PROTECTION** DWAYNE STEWART
 FUNCTION PUBLIC PROTECTION DISTRICT ATTORNEY
 ACTIVITY JUDICIAL

DETAIL BY REVENUE CATEGORY AND EXPENDITURE OBJECT	2014-15 ACTUAL	2015-16 ACTUAL	2016-17 RECOMMENDED BUDGET	2016-17 ADOPTED BUDGET
REVENUES				
USE OF MONEY & PROPERTY	1	16	1	1
MISCELLANEOUS REVENUES	6,250	0	0	0
TOTAL REVENUES	6,251	16	1	1
NET COUNTY (COST)/RETURN	6,251	16	1	1

DESCRIPTION:

The Environmental and Consumer Protection Investigation and Prosecution fund was established when the County received settlements from statewide class action lawsuits related to the Consumer Protection Act.

COUNTY OF GLENN
 DETAIL OF FINANCING SOURCES AND FINANCING USES
 GOVERNMENTAL FUNDS
 FISCAL YEAR 2016-17

BUDGET UNIT FUNCTION ACTIVITY	01012060 GRAND JURY PUBLIC PROTECTION JUDICIAL	GRAND JURY FOREMAN			
		2014-15 ACTUAL	2015-16 ACTUAL	2016-17 RECOMMENDED BUDGET	2016-17 ADOPTED BUDGET
REVENUES					
MISCELLANEOUS REVENUES		122	0	0	0
TOTAL REVENUES		122	0	0	0
EXPENSES					
SERVICES & SUPPLIES		7,910	11,621	12,250	12,250
OTHER CHARGES		0	1,203	3,521	3,521
TOTAL EXPENSES		7,910	12,824	15,771	15,771
NET COUNTY (COST)/RETURN		(7,788)	(12,824)	(15,771)	(15,771)

DESCRIPTION:

The Grand Jury is a judicial body comprised of nineteen citizens. It is impaneled to act as an "arm of the court", as authorized by the California Constitution, to be a voice of the people and conscience of the community.

Forty-two states have some form of grand jury. Counties in California impanel county grand juries every year to conduct civil investigations of county and city government and to hear evidence to decide whether to return indictments. The Glenn County Grand Jury performs these functions and produces a final report each year that describes its findings and recommendations to local governments.

COUNTY OF GLENN
 DETAIL OF FINANCING SOURCES AND FINANCING USES
 GOVERNMENTAL FUNDS
 FISCAL YEAR 2016-17

BUDGET UNIT **01012100 INDIGENT DEFENSE** DI AULABAUGH
 FUNCTION PUBLIC PROTECTION CLERK OF THE BOARD
 ACTIVITY JUDICIAL

DETAIL BY REVENUE CATEGORY AND EXPENDITURE OBJECT	2014-15 ACTUAL	2015-16 ACTUAL	2016-17 RECOMMENDED BUDGET	2016-17 ADOPTED BUDGET
REVENUES				
CHARGES FOR CURRENT SERVICES	16,000	19,515	12,000	12,000
TOTAL REVENUES	16,000	19,515	12,000	12,000
EXPENSES				
SERVICES & SUPPLIES	434,633	442,567	419,500	419,500
OTHER CHARGES	1,407	1,425	1,535	1,535
TOTAL EXPENSES	436,040	443,992	421,035	421,035
NET COUNTY (COST)/RETURN	(420,040)	(424,477)	(409,035)	(409,035)

DESCRIPTION:

This budget category provides the funding for indigent criminal legal defense as set forth in Government Code §27706. This includes indigent criminal defense of minors and adults through sentencing in the Superior Court of Glenn County, as well as representation of potential or current conservatees, both probate and LPS. This also includes payment for investigators and forensic experts.

The County contracts with private attorneys to provide these services. When a conflict arises, the court appoints independent counsel and the County pays the costs pursuant to court order.

COUNTY OF GLENN
 DETAIL OF FINANCING SOURCES AND FINANCING USES
 GOVERNMENTAL FUNDS
 FISCAL YEAR 2016-17

BUDGET UNIT **01012050 JUVENILE JUSTICE COMMISSION** BRANDON THOMPSON
 FUNCTION PUBLIC PROTECTION CHIEF PROBATION OFFICER
 ACTIVITY JUDICIAL

DETAIL BY REVENUE CATEGORY AND EXPENDITURE OBJECT	2014-15 ACTUAL	2015-16 ACTUAL	2016-17 RECOMMENDED BUDGET	2016-17 ADOPTED BUDGET
REVENUES				
MISCELLANEOUS REVENUES	3	0	0	0
TOTAL REVENUES	3	0	0	0
NET COUNTY (COST)/RETURN	3	0	0	0

DESCRIPTION:

The Juvenile Justice and Delinquency Prevention Commission are mandated by the Welfare and Institutions Code to serve as an oversight commission to juvenile justice agencies and practices within the community.

COUNTY OF GLENN
 DETAIL OF FINANCING SOURCES AND FINANCING USES
 GOVERNMENTAL FUNDS
 FISCAL YEAR 2016-17

BUDGET UNIT **01062100 PUB DEF REVOCATION HEARINGS** BRANDON THOMPSON
 FUNCTION PUBLIC PROTECTION CHIEF PROBATION OFFICER
 ACTIVITY JUDICIAL

DETAIL BY REVENUE CATEGORY AND EXPENDITURE OBJECT	2014-15 ACTUAL	2015-16 ACTUAL	2016-17 RECOMMENDED BUDGET	2016-17 ADOPTED BUDGET
REVENUES				
INTERGOVERNMENTAL REVENUE	9,595	900	11,000	11,000
TOTAL REVENUES	9,595	900	11,000	11,000
EXPENSES				
SERVICES & SUPPLIES	1,500	900	11,000	11,000
TOTAL EXPENSES	1,500	900	11,000	11,000
NET COUNTY (COST)/RETURN	8,095	0	0	0

DESCRIPTION:

AB109, AB117 & AB118 legislation created a County Local Revenue Fund 2011 for the purpose of transferring custody of low-level offender felons from State to County responsibility and establishing post-release community supervision at the local level. The State realigned allocation of vehicle license fees and sales tax revenues to fund the new legislation. Monies received in the District Attorney and Public Defender accounts shall be used exclusively to fund costs associated with revocation proceedings involving persons subject to state parole and the Post-release Community Supervision Act of 2011.

COUNTY OF GLENN
 DETAIL OF FINANCING SOURCES AND FINANCING USES
 GOVERNMENTAL FUNDS
 FISCAL YEAR 2016-17

BUDGET UNIT **01042091 VERTICAL PROSECUTION GRANT** DWAYNE STEWART
 FUNCTION PUBLIC PROTECTION DISTRICT ATTORNEY
 ACTIVITY JUDICIAL

DETAIL BY REVENUE CATEGORY AND EXPENDITURE OBJECT	2014-15 ACTUAL	2015-16 ACTUAL	2016-17 RECOMMENDED BUDGET	2016-17 ADOPTED BUDGET
REVENUES				
INTERGOVERNMENTAL REVENUE	69,043	120,080	121,239	29,125
MISCELLANEOUS REVENUES	28	0	0	0
TOTAL REVENUES	69,071	120,080	121,239	29,125
EXPENSES				
SALARIES & BENEFITS	95,035	117,928	118,710	29,125
SERVICES & SUPPLIES	647	1,553	1,511	0
TOTAL EXPENSES	95,682	119,480	120,221	29,125
NET COUNTY (COST)/RETURN	(26,610)	599	1,018	0

DESCRIPTION:

The District Attorney was awarded an Alcohol and Drug Impaired Driver Vertical Prosecution grant to assist with processing driving under the influence related cases.

COUNTY OF GLENN
 DETAIL OF FINANCING SOURCES AND FINANCING USES
 GOVERNMENTAL FUNDS
 FISCAL YEAR 2016-17

BUDGET UNIT **03540000 ANIMAL ADOPTION FEE** RICHARD WARREN
 FUNCTION PUBLIC PROTECTION SHERIFF-CORONER
 ACTIVITY OTHER PROTECTION

DETAIL BY REVENUE CATEGORY AND EXPENDITURE OBJECT	2014-15 ACTUAL	2015-16 ACTUAL	2016-17 RECOMMENDED BUDGET	2016-17 ADOPTED BUDGET
REVENUES				
CHARGES FOR CURRENT SERVICES	3,120	1,080	800	800
TOTAL REVENUES	3,120	1,080	800	800
EXPENSES				
SERVICES & SUPPLIES	760	360	800	800
TOTAL EXPENSES	760	360	800	800
NET COUNTY (COST)/RETURN	2,360	720	0	0

DESCRIPTION:

The Animal Control Adoption program is operated by the Sheriff's Office Animal Control division for the purposes of assuring that adopted animals are spayed or neutered at the time of adoption.

COUNTY OF GLENN
 DETAIL OF FINANCING SOURCES AND FINANCING USES
 GOVERNMENTAL FUNDS
 FISCAL YEAR 2016-17

BUDGET UNIT **01012290 ANIMAL CONTROL**
 FUNCTION PUBLIC PROTECTION
 ACTIVITY OTHER PROTECTION

RICHARD WARREN
 SHERIFF-CORONER

DETAIL BY REVENUE CATEGORY AND EXPENDITURE OBJECT	2014-15 ACTUAL	2015-16 ACTUAL	2016-17 RECOMMENDED BUDGET	2016-17 ADOPTED BUDGET
REVENUES				
LICENSES & PERMITS	69,806	64,461	79,094	79,094
INTERGOVERNMENTAL REVENUE	860	0	0	0
CHARGES FOR CURRENT SERVICES	123,382	124,123	130,080	130,080
MISCELLANEOUS REVENUES	538	1,975	200	200
TOTAL REVENUES	194,586	190,559	209,374	209,374
EXPENSES				
SALARIES & BENEFITS	175,731	173,805	184,967	184,967
SERVICES & SUPPLIES	75,679	68,357	102,475	102,475
OTHER CHARGES	4,526	25	5,187	5,187
OTHER FINANCING USES	0	391	391	391
TOTAL EXPENSES	255,937	242,578	293,020	293,020
NET COUNTY (COST)/RETURN	(61,351)	(52,019)	(83,646)	(83,646)

DESCRIPTION:

Under the direction of the Sheriff's Department the Glenn County Animal Control division is responsible for protecting citizens from zoonotic diseases (primarily rabies) and providing security to citizens from annoyance, intimidation, irritation and injury from animals. The department protects animals from inhumane treatment. The department controls loose livestock on public roads and private property, provides the sale and issuance of licenses to ensure rabies control and makes referral to appropriate agencies when necessary.

COUNTY OF GLENN
 DETAIL OF FINANCING SOURCES AND FINANCING USES
 GOVERNMENTAL FUNDS
 FISCAL YEAR 2016-17

BUDGET UNIT **01054600 CDBG PUBLIC WORKS 9760**
 FUNCTION PUBLIC PROTECTION
 ACTIVITY OTHER PROTECTION

MATT GOMES, INTERIM
 PLANNING & PUBLIC WORKS
 AGENCY DIRECTOR

DETAIL BY REVENUE CATEGORY AND EXPENDITURE OBJECT	2014-15 ACTUAL	2015-16 ACTUAL	2016-17 RECOMMENDED BUDGET	2016-17 ADOPTED BUDGET
EXPENSES				
OTHER FINANCING USES	2	0	0	0
TOTAL EXPENSES	2	0	0	0
NET COUNTY (COST)/RETURN	(2)	0	0	0

DESCRIPTION:

This multi-year grant utilizes a combination of State & Local funding to remove potential hazardous conditions in Hamilton City by placing storm drain curbs and gutters to connect to the underground storm drain system. The potential hazardous condition is in the form of standing storm drain water in the residential areas of Hamilton City which becomes a breeding ground for insects such as mosquitoes that carry various viruses. Installation of curbs and gutters will allow for storm drain water to properly flow into existing underground pipelines.

COUNTY OF GLENN
 DETAIL OF FINANCING SOURCES AND FINANCING USES
 GOVERNMENTAL FUNDS
 FISCAL YEAR 2016-17

BUDGET UNIT **01055340 CHILD SUPPORT SERVICES** DAWN MAYER
 FUNCTION PUBLIC PROTECTION CHILD SUPPORT SERVICES
 ACTIVITY OTHER PROTECTION DIRECTOR

DETAIL BY REVENUE CATEGORY AND EXPENDITURE OBJECT	2014-15 ACTUAL	2015-16 ACTUAL	2016-17 RECOMMENDED BUDGET	2016-17 ADOPTED BUDGET
REVENUES				
USE OF MONEY & PROPERTY	372	177	0	0
INTERGOVERNMENTAL REVENUE	736,468	734,214	794,533	794,533
MISCELLANEOUS REVENUES	2,767	0	0	0
TOTAL REVENUES	739,606	734,391	794,533	794,533
EXPENSES				
SALARIES & BENEFITS	655,740	624,146	699,020	699,020
SERVICES & SUPPLIES	40,017	49,004	50,456	50,456
OTHER CHARGES	55,477	41,056	42,518	42,518
FIXED ASSETS	0	6,019	0	0
OTHER FINANCING USES	0	2,539	2,539	2,539
TOTAL EXPENSES	751,234	722,763	794,533	794,533
NET COUNTY (COST)/RETURN	(11,628)	11,628	0	0

DESCRIPTION:

The mission of the Glenn County Department of Child Support Services is to enhance the well-being of children and the self-sufficiency of families by providing professional services to locate parents, establish paternity and establish and enforce orders for financial and medical support. The department is federally and state funded and receives no county general funds.

COUNTY OF GLENN
 DETAIL OF FINANCING SOURCES AND FINANCING USES
 GOVERNMENTAL FUNDS
 FISCAL YEAR 2016-17

BUDGET UNIT **01012230 CORONER**
 FUNCTION PUBLIC PROTECTION
 ACTIVITY OTHER PROTECTION

RICHARD WARREN
 SHERIFF-CORONER

DETAIL BY REVENUE CATEGORY AND EXPENDITURE OBJECT	2014-15 ACTUAL	2015-16 ACTUAL	2016-17 RECOMMENDED BUDGET	2016-17 ADOPTED BUDGET
REVENUES				
CHARGES FOR CURRENT SERVICES	0	135	0	0
MISCELLANEOUS REVENUES	0	10,111	0	0
TOTAL REVENUES	0	10,246	0	0
EXPENSES				
SERVICES & SUPPLIES	65,991	101,912	52,325	52,325
OTHER CHARGES	228	797	1,166	1,166
TOTAL EXPENSES	66,219	102,709	53,491	53,491
NET COUNTY (COST)/RETURN	(66,219)	(92,463)	(53,491)	(53,491)

DESCRIPTION:

The Sheriff-Coroner is responsible for investigating certain types of deaths as set by law. The Coroner's budget is caseload driven and it is always possible that the Sheriff will need to return to the Board of Supervisors with a request for additional funding.

COUNTY OF GLENN
 DETAIL OF FINANCING SOURCES AND FINANCING USES
 GOVERNMENTAL FUNDS
 FISCAL YEAR 2016-17

BUDGET UNIT **01052602 STATE DNA IDENTIFICATION 76104.7GC** EDWARD J. LAMB
 FUNCTION PUBLIC PROTECTION DIRECTOR OF FINANCE
 ACTIVITY OTHER PROTECTION

DETAIL BY REVENUE CATEGORY AND EXPENDITURE OBJECT	2014-15 ACTUAL	2015-16 ACTUAL	2016-17 RECOMMENDED BUDGET	2016-17 ADOPTED BUDGET
REVENUES				
FINES, FORFEITURES & PENALTIES	113,288	98,200	115,000	115,000
USE OF MONEY & PROPERTY	54	36	15	15
TOTAL REVENUES	113,342	98,236	115,015	115,015
EXPENSES				
SERVICES & SUPPLIES	113,342	98,236	115,015	115,015
TOTAL EXPENSES	113,342	98,236	115,015	115,015
NET COUNTY (COST)/RETURN	0	0	0	0

DESCRIPTION:

Assembly Bill 1806 was enacted on July 12, 2006. Among other unrelated budget implementation issues, AB 1806 added Government code §76104.7 which provides for a \$1 penalty for every \$10 or fraction thereof upon every fine, penalty and forfeiture levied on criminal offenses including traffic offenses, but excluding parking offenses. AB 1806 also changed the distribution on sex offender fines pursuant to Penal Code §290.3. All funds collected plus interest earnings are distributed to the State DNA Identification Fund which is administered by the State Department of Justice. The funds are used to operate the DNA Fingerprint, Unsolved Crime and Innocence Protection Act and the requirements of PC §299.5(e).

COUNTY OF GLENN
 DETAIL OF FINANCING SOURCES AND FINANCING USES
 GOVERNMENTAL FUNDS
 FISCAL YEAR 2016-17

BUDGET UNIT **01052600 COUNTY DNA IDENTIFICATION** EDWARD J. LAMB
 FUNCTION PUBLIC PROTECTION DIRECTOR OF FINANCE
 ACTIVITY OTHER PROTECTION

DETAIL BY REVENUE CATEGORY AND EXPENDITURE OBJECT	2014-15 ACTUAL	2015-16 ACTUAL	2016-17 RECOMMENDED BUDGET	2016-17 ADOPTED BUDGET
REVENUES				
FINES, FORFEITURES & PENALTIES	22,200	18,957	22,000	22,000
USE OF MONEY & PROPERTY	265	272	100	100
TOTAL REVENUES	22,465	19,229	22,100	22,100
EXPENSES				
OTHER FINANCING USES	30,923	37,811	0	0
TOTAL EXPENSES	30,923	37,811	0	0
NET COUNTY (COST)/RETURN	(8,459)	(18,581)	22,100	22,100

DESCRIPTION:

Proposition 69 DNA Initiative was passed on November 2, 2004. In addition to retroactively expanding the scope of DNA Data Bank collections, the DNA Initiative added Government Code §76104.6 which provides for a \$1 penalty for every \$10 or fraction thereof upon every fine, penalty and forfeiture levied on criminal offenses including traffic offenses, but excluding parking offenses. In calendar year 2008 and in each calendar year thereafter 25% of the amounts collected, including interest is remitted to the State DNA Identification Fund. The remaining 75% including interest can be used for specific local DNA related activities.

COUNTY OF GLENN
 DETAIL OF FINANCING SOURCES AND FINANCING USES
 GOVERNMENTAL FUNDS
 FISCAL YEAR 2016-17

BUDGET UNIT **01052601 STATE DNA IDENTIFICATION** EDWARD J. LAMB
 FUNCTION PUBLIC PROTECTION DIRECTOR OF FINANCE
 ACTIVITY OTHER PROTECTION

DETAIL BY REVENUE CATEGORY AND EXPENDITURE OBJECT	2014-15 ACTUAL	2015-16 ACTUAL	2016-17 RECOMMENDED BUDGET	2016-17 ADOPTED BUDGET
REVENUES				
FINES, FORFEITURES & PENALTIES	7,400	6,319	7,500	7,500
USE OF MONEY & PROPERTY	4	2	5	5
TOTAL REVENUES	7,403	6,321	7,505	7,505
EXPENSES				
SERVICES & SUPPLIES	7,403	6,321	7,505	7,505
TOTAL EXPENSES	7,403	6,321	7,505	7,505
NET COUNTY (COST)/RETURN	0	0	0	0

DESCRIPTION:

Proposition 69 DNA Initiative was passed on November 2, 2004. In addition to retroactively expanding the scope of DNA Data Bank collections, the DNA Initiative added Government Code §76104.6 which provides for a \$1 penalty for every \$10 or fraction thereof upon every fine, penalty and forfeiture levied on criminal offenses including traffic offenses, but excluding parking offenses. In calendar year 2008 and in each calendar year thereafter 25% of the amounts collected, including interest is remitted to the State DNA Identification Fund. The remaining 75% including interest can be used for specific local DNA related activities.

COUNTY OF GLENN
 DETAIL OF FINANCING SOURCES AND FINANCING USES
 GOVERNMENTAL FUNDS
 FISCAL YEAR 2016-17

BUDGET UNIT **01602270 FISH AND GAME PROPAGATION**
 FUNCTION PUBLIC PROTECTION
 ACTIVITY OTHER PROTECTION

FISH & GAME COMMISSION

DETAIL BY REVENUE CATEGORY AND EXPENDITURE OBJECT	2014-15 ACTUAL	2015-16 ACTUAL	2016-17 RECOMMENDED BUDGET	2016-17 ADOPTED BUDGET
REVENUES				
FINES, FORFEITURES & PENALTIES	2,340	6,128	3,750	3,750
USE OF MONEY & PROPERTY	79	82	75	75
OTHER FINANCING SOURCES	4,200	0	0	0
TOTAL REVENUES	6,619	6,210	3,825	3,825
EXPENSES				
SALARIES & BENEFITS	2,637	2,691	3,230	3,230
SERVICES & SUPPLIES	4,734	6,082	12,300	12,300
TOTAL EXPENSES	7,372	8,773	15,530	15,530
NET COUNTY (COST)/RETURN	(753)	(2,563)	(11,705)	(11,705)

DESCRIPTION:

This fund is used to account for revenues and expenditures related to the protection, conservation propagation and preservation of fish and wildlife in the County.

COUNTY OF GLENN
 DETAIL OF FINANCING SOURCES AND FINANCING USES
 GOVERNMENTAL FUNDS
 FISCAL YEAR 2016-17

BUDGET UNIT **01054890 MICROGRAPHICS CONVERSION** SHERYL THUR
 FUNCTION PUBLIC PROTECTION ASSESSOR, CLERK-RECORDER
 ACTIVITY OTHER PROTECTION

DETAIL BY REVENUE CATEGORY AND EXPENDITURE OBJECT	2014-15 ACTUAL	2015-16 ACTUAL	2016-17 RECOMMENDED BUDGET	2016-17 ADOPTED BUDGET
REVENUES				
USE OF MONEY & PROPERTY	23	32	0	0
CHARGES FOR CURRENT SERVICES	5,582	5,977	4,800	4,800
TOTAL REVENUES	5,605	6,009	4,800	4,800
EXPENSES				
OTHER FINANCING USES	4,800	4,800	4,800	4,800
TOTAL EXPENSES	4,800	4,800	4,800	4,800
NET COUNTY (COST)/RETURN	805	1,209	0	0

DESCRIPTION:

The Micrographic Conversion Fund was created pursuant to Government Code §27361.4. One dollar is collected for filing every instrument, paper or notice for record in order to defray the cost of converting the County Recorder's documents to film.

COUNTY OF GLENN
 DETAIL OF FINANCING SOURCES AND FINANCING USES
 GOVERNMENTAL FUNDS
 FISCAL YEAR 2016-17

BUDGET UNIT **01012280 PLANNING**
 FUNCTION PUBLIC PROTECTION
 ACTIVITY OTHER PROTECTION

MATT GOMES, INTERIM
 PLANNING & PUBLIC WORKS
 AGENCY DIRECTOR

DETAIL BY REVENUE CATEGORY AND EXPENDITURE OBJECT	2014-15 ACTUAL	2015-16 ACTUAL	2016-17 RECOMMENDED BUDGET	2016-17 ADOPTED BUDGET
REVENUES				
LICENSES & PERMITS	86,526	90,636	86,732	86,732
CHARGES FOR CURRENT SERVICES	147,237	213,311	141,000	141,000
MISCELLANEOUS REVENUES	117	0	0	0
TOTAL REVENUES	233,881	303,947	227,732	227,732
EXPENSES				
SALARIES & BENEFITS	306,596	322,951	333,395	333,395
SERVICES & SUPPLIES	30,292	72,849	26,972	26,972
OTHER CHARGES	12,076	20,730	11,774	11,774
TOTAL EXPENSES	348,963	416,530	372,141	372,141
NET COUNTY (COST)/RETURN	(115,082)	(112,583)	(144,409)	(144,409)

DESCRIPTION:

The Planning Division has the responsibility to implement the County General Plan and Zoning Code adopted by the Board of Supervisors to benefit the citizens of Glenn County. The Planning Division provides review of all building permit applications and processing for various types of development permits including Conditional Use Permits, Administrative Permits and Tentative Parcel Maps. This department is responsible to make sure that permits meet the requirements of the California Environmental Quality Act (CEQA).

Planning is responsible for maintenance of the Emergency 911 house numbering system. The department provides staff support for the Planning Commission, the Airport Land Use Commission, the Regional Transit Committee and the Local Agency Foundation Commission (LAFCo). The Planning Division provides information on planning and zoning to landowners, realtors, appraisers and developers. They also maintain the Geographic Information System (GIS) for the County and work with other County departments to provide for code enforcement and mitigation monitoring services.

COUNTY OF GLENN
 DETAIL OF FINANCING SOURCES AND FINANCING USES
 GOVERNMENTAL FUNDS
 FISCAL YEAR 2016-17

BUDGET UNIT	01012240 PUBLIC ADMINISTRATOR/GUARDIAN		JEANNIE RAKESTRAW	
FUNCTION	PUBLIC PROTECTION		PUBLIC GUARDIAN	
ACTIVITY	OTHER PROTECTION			
DETAIL BY REVENUE CATEGORY AND EXPENDITURE OBJECT	2014-15 ACTUAL	2015-16 ACTUAL	2016-17 RECOMMENDED BUDGET	2016-17 ADOPTED BUDGET
REVENUES				
CHARGES FOR CURRENT SERVICES	138,150	133,116	161,897	161,897
MISCELLANEOUS REVENUES	49	0	0	0
OTHER FINANCING SOURCES	10,008	10,008	10,000	10,000
TOTAL REVENUES	148,208	143,124	171,897	171,897
EXPENSES				
SALARIES & BENEFITS	185,609	193,973	201,042	201,042
SERVICES & SUPPLIES	8,211	7,978	8,424	8,424
OTHER CHARGES	11,905	37,530	41,926	41,926
OTHER FINANCING USES	0	391	391	391
TOTAL EXPENSES	205,725	239,872	251,783	251,783
NET COUNTY (COST)/RETURN	(57,517)	(96,749)	(79,886)	(79,886)

DESCRIPTION:

The ongoing mission and function of the Public Administrator is to take charge of property within Glenn County of persons who have died, when no executor or administrator has been appointed. The Public Guardian serves as Conservator, after appointment by the Court, of persons who require a conservator and for whom there is no person qualified and willing to act in such capacity.

The primary goal is to provide the best possible care to conservatees and their estates at the least cost to the County being as conservative as possible regarding conservatorship caseloads. The department continues to maximize revenues to the County through collection of fees and reimbursement for services from the State of California and Glenn County Mental Health Services.

COUNTY OF GLENN
 DETAIL OF FINANCING SOURCES AND FINANCING USES
 GOVERNMENTAL FUNDS
 FISCAL YEAR 2016-17

BUDGET UNIT FUNCTION ACTIVITY	01041005 CASH TRANSFERS PUBLIC PROTECTION OTHER PROTECTION	BOARD OF SUPERVISORS			
		2014-15 ACTUAL	2015-16 ACTUAL	2016-17 RECOMMENDED BUDGET	2016-17 ADOPTED BUDGET
DETAIL BY REVENUE CATEGORY AND EXPENDITURE OBJECT					
REVENUES					
	INTERGOVERNMENTAL REVENUE	1,781,534	0	0	0
	OTHER FINANCING SOURCES	7,963,680	9,413,890	10,275,675	12,601,613
	TOTAL REVENUES	9,745,214	9,413,890	10,275,675	12,601,613
	NET COUNTY (COST)/RETURN	9,745,214	9,413,890	10,275,675	12,601,613

DESCRIPTION:

This budget unit receives the General Fund subsidy needed to balance the budget for Public Safety Departments.

COUNTY OF GLENN
 DETAIL OF FINANCING SOURCES AND FINANCING USES
 GOVERNMENTAL FUNDS
 FISCAL YEAR 2016-17

BUDGET UNIT **01012220 RECORDER**
 FUNCTION PUBLIC PROTECTION
 ACTIVITY OTHER PROTECTION

SHERYL THUR
 ASSESSOR, CLERK-RECORDER

DETAIL BY REVENUE CATEGORY AND EXPENDITURE OBJECT	2014-15 ACTUAL	2015-16 ACTUAL	2016-17 RECOMMENDED BUDGET	2016-17 ADOPTED BUDGET
REVENUES				
TAXES	128,819	147,574	135,000	135,000
LICENSES & PERMITS	3,423	3,814	3,600	3,600
CHARGES FOR CURRENT SERVICES	102,541	104,496	96,500	96,500
MISCELLANEOUS REVENUES	252	1,422	6,809	6,809
OTHER FINANCING SOURCES	24,800	19,800	19,800	19,800
TOTAL REVENUES	259,835	277,107	261,709	261,709
EXPENSES				
SALARIES & BENEFITS	256,024	277,760	380,059	295,376
SERVICES & SUPPLIES	33,741	34,123	52,082	52,082
OTHER CHARGES	68,244	33,467	36,915	36,915
FIXED ASSETS	0	5,986	0	0
OTHER FINANCING USES	0	1,173	1,173	1,173
TOTAL EXPENSES	358,010	352,508	470,229	385,546
NET COUNTY (COST)/RETURN	(98,175)	(75,401)	(208,520)	(123,837)

DESCRIPTION:

The principal duty of this office is to record, file and preserve documents. Additional duties include the issuance of marriage licenses, fictitious business name statements, passports, and notary bonds. The Recorder is also the Local Registrar for births, deaths and marriages. The types of revenue received include but are not limited to marriage license fees, recording fees, recorder modernization fees, and property transfer tax.

COUNTY OF GLENN
 DETAIL OF FINANCING SOURCES AND FINANCING USES
 GOVERNMENTAL FUNDS
 FISCAL YEAR 2016-17

BUDGET UNIT **01054380 RECORDERS MODERNIZATION** SHERYL THUR
 FUNCTION PUBLIC PROTECTION ASSESSOR, CLERK-RECORDER
 ACTIVITY OTHER PROTECTION

DETAIL BY REVENUE CATEGORY AND EXPENDITURE OBJECT	2014-15 ACTUAL	2015-16 ACTUAL	2016-17 RECOMMENDED BUDGET	2016-17 ADOPTED BUDGET
REVENUES				
USE OF MONEY & PROPERTY	91	155	0	0
CHARGES FOR CURRENT SERVICES	30,685	33,892	30,000	30,000
TOTAL REVENUES	30,776	34,047	30,000	30,000
EXPENSES				
OTHER FINANCING USES	20,000	15,000	15,000	15,000
TOTAL EXPENSES	20,000	15,000	15,000	15,000
NET COUNTY (COST)/RETURN	10,776	19,047	15,000	15,000

DESCRIPTION:

The Modernization Fund was created pursuant to Government Code §27361. One dollar for recording the first page and one dollar for each additional page or fraction of a page shall be available solely to support maintain, improve, and provide, for full operation for modernized creation, retention, and retrieval of information in each counties system of recorded documents.

COUNTY OF GLENN
 DETAIL OF FINANCING SOURCES AND FINANCING USES
 GOVERNMENTAL FUNDS
 FISCAL YEAR 2016-17

BUDGET UNIT **01054385 SOCIAL SECURITY REDACTION** SHERYL THUR
 FUNCTION PUBLIC PROTECTION ASSESSOR, CLERK-RECORDER
 ACTIVITY OTHER PROTECTION

DETAIL BY REVENUE CATEGORY AND EXPENDITURE OBJECT	2014-15 ACTUAL	2015-16 ACTUAL	2016-17 RECOMMENDED BUDGET	2016-17 ADOPTED BUDGET
REVENUES				
USE OF MONEY & PROPERTY	60	76	0	0
CHARGES FOR CURRENT SERVICES	5,219	5,529	5,000	5,000
TOTAL REVENUES	5,279	5,605	5,000	5,000
EXPENSES				
SERVICES & SUPPLIES	2,500	0	10,000	10,000
TOTAL EXPENSES	2,500	0	10,000	10,000
NET COUNTY (COST)/RETURN	2,779	5,605	(5,000)	(5,000)

DESCRIPTION:

Assembly Bill 1168 amends Government Code §27300 to require the County Recorder to establish a social security number truncation program. The intent is to create an electronic public record version of each official record that is an exact copy of the official record with the exception that the first 5 digits of any social security number shall be redacted. The County Recorder is authorized to charge an additional fee of \$1.00 for recording the first page of each document until December 31, 2017 to cover the costs of implementing the program. Provisions of the code apply to any document recorded since January 1, 1980.

COUNTY OF GLENN
 DETAIL OF FINANCING SOURCES AND FINANCING USES
 GOVERNMENTAL FUNDS
 FISCAL YEAR 2016-17

BUDGET UNIT **02220000 VEGETATION & ENVIRONMNTL MGMT** MARCIE SKELTON
 FUNCTION PUBLIC PROTECTION AG COMMISSIONER
 ACTIVITY OTHER PROTECTION

DETAIL BY REVENUE CATEGORY AND EXPENDITURE OBJECT	2014-15 ACTUAL	2015-16 ACTUAL	2016-17 RECOMMENDED BUDGET	2016-17 ADOPTED BUDGET
REVENUES				
USE OF MONEY & PROPERTY	132	140	130	130
CHARGES FOR CURRENT SERVICES	120,344	134,121	137,229	137,229
TOTAL REVENUES	120,476	134,260	137,359	137,359
EXPENSES				
SERVICES & SUPPLIES	100,622	126,952	129,025	129,025
OTHER CHARGES	7,756	10,372	8,334	8,334
TOTAL EXPENSES	108,378	137,324	137,359	137,359
NET COUNTY (COST)/RETURN	12,098	(3,064)	0	0

DESCRIPTION:

This fund is used to account for revenues and expenses related to the maintenance and management of vegetation and environmental issues in the county. Expenditures are first incurred in this fund and charges are allocated to the County departments, special districts or agencies utilizing the services.

COUNTY OF GLENN
 DETAIL OF FINANCING SOURCES AND FINANCING USES
 GOVERNMENTAL FUNDS
 FISCAL YEAR 2016-17

BUDGET UNIT **01054680 VITAL & HEALTH STATISTICS** SHERYL THUR
 FUNCTION PUBLIC PROTECTION ASSESSOR, CLERK-RECORDER
 ACTIVITY OTHER PROTECTION

DETAIL BY REVENUE CATEGORY AND EXPENDITURE OBJECT	2014-15 ACTUAL	2015-16 ACTUAL	2016-17 RECOMMENDED BUDGET	2016-17 ADOPTED BUDGET
REVENUES				
USE OF MONEY & PROPERTY	33	40	0	0
CHARGES FOR CURRENT SERVICES	3,286	2,814	2,800	2,800
TOTAL REVENUES	3,319	2,854	2,800	2,800
EXPENSES				
SERVICES & SUPPLIES	1,097	594	1,300	1,300
TOTAL EXPENSES	1,097	594	1,300	1,300
NET COUNTY (COST)/RETURN	2,222	2,260	1,500	1,500

DESCRIPTION:

This is established for deposit, accountability and dispersal of certain fees collected by the Glenn County Clerk-Recorder's Office for issuing certified copies of birth, death or marriages. The County retains a portion of the fee and a portion is sent to the State on a monthly basis. These fees are used to purchase banknote paper which is required when making the certified copies and also for converting vital images to film.

COUNTY OF GLENN
 DETAIL OF FINANCING SOURCES AND FINANCING USES
 GOVERNMENTAL FUNDS
 FISCAL YEAR 2016-17

BUDGET UNIT **01042360 BOAT PATROL** RICHARD WARREN
 FUNCTION PUBLIC PROTECTION SHERIFF-CORONER
 ACTIVITY POLICE PROTECTION

DETAIL BY REVENUE CATEGORY AND EXPENDITURE OBJECT	2014-15 ACTUAL	2015-16 ACTUAL	2016-17 RECOMMENDED BUDGET	2016-17 ADOPTED BUDGET
REVENUES				
INTERGOVERNMENTAL REVENUE	74,775	75,374	108,111	189,080
MISCELLANEOUS REVENUES	203	0	0	0
TOTAL REVENUES	74,978	75,374	108,111	189,080
EXPENSES				
SALARIES & BENEFITS	85,088	93,830	74,638	74,638
SERVICES & SUPPLIES	27,770	18,927	42,493	42,493
OTHER CHARGES	7,812	4,613	1,717	1,717
TOTAL EXPENSES	120,670	117,371	118,848	118,848
NET COUNTY (COST)/RETURN	(45,692)	(41,996)	(10,737)	70,232

DESCRIPTION:

Our mission is to provide a safe environment within which all may enjoy boating activities. Accident prevention and safe waterways are provided through the enforcement of boating laws. Organized boating activities are supervised for water safety and protection. The unit has the responsibility for search and rescue operations originating from on the water activities.

COUNTY OF GLENN
 DETAIL OF FINANCING SOURCES AND FINANCING USES
 GOVERNMENTAL FUNDS
 FISCAL YEAR 2016-17

BUDGET UNIT **01042361 BOATING SAFETY EQUIPMENT GRANT** RICHARD WARREN
 FUNCTION PUBLIC PROTECTION SHERIFF-CORONER
 ACTIVITY POLICE PROTECTION

DETAIL BY REVENUE CATEGORY AND EXPENDITURE OBJECT	2014-15 ACTUAL	2015-16 ACTUAL	2016-17 RECOMMENDED BUDGET	2016-17 ADOPTED BUDGET
REVENUES				
INTERGOVERNMENTAL REVENUE	0	0	5,377	5,377
TOTAL REVENUES	0	0	5,377	5,377
EXPENSES				
FIXED ASSETS	0	0	5,377	5,377
TOTAL EXPENSES	0	0	5,377	5,377
NET COUNTY (COST)/RETURN	0	0	0	0

DESCRIPTION:

Our mission is to provide a safe environment within which all may enjoy boating activities. Accident prevention and safe waterways are provided through the enforcement of boating laws. Organized boating activities are supervised for water safety and protection. The unit has the responsibility for search and rescue operations originating from on the water activities.

COUNTY OF GLENN
 DETAIL OF FINANCING SOURCES AND FINANCING USES
 GOVERNMENTAL FUNDS
 FISCAL YEAR 2016-17

BUDGET UNIT **01042116 COPS IN SCHOOLS** RICHARD WARREN
 FUNCTION PUBLIC PROTECTION SHERIFF-CORONER
 ACTIVITY POLICE PROTECTION

DETAIL BY REVENUE CATEGORY AND EXPENDITURE OBJECT	2014-15 ACTUAL	2015-16 ACTUAL	2016-17 RECOMMENDED BUDGET	2016-17 ADOPTED BUDGET
REVENUES				
MISCELLANEOUS REVENUES	235	0	0	0
TOTAL REVENUES	235	0	0	0
EXPENSES				
SALARIES & BENEFITS	112,226	0	0	0
TOTAL EXPENSES	112,226	0	0	0
NET COUNTY (COST)/RETURN	(111,991)	0	0	0

DESCRIPTION:

The COPS in Schools program provides funding for a front-line peace officer position for school campuses. This valuable program has provided much needed services to the school system.

COUNTY OF GLENN
 DETAIL OF FINANCING SOURCES AND FINANCING USES
 GOVERNMENTAL FUNDS
 FISCAL YEAR 2016-17

BUDGET UNIT **01042115 COPS UNIVERSAL HIRING** RICHARD WARREN
 FUNCTION PUBLIC PROTECTION SHERIFF-CORONER
 ACTIVITY POLICE PROTECTION

DETAIL BY REVENUE CATEGORY AND EXPENDITURE OBJECT	2014-15 ACTUAL	2015-16 ACTUAL	2016-17 RECOMMENDED BUDGET	2016-17 ADOPTED BUDGET
REVENUES				
MISCELLANEOUS REVENUES	528	0	0	0
TOTAL REVENUES	528	0	0	0
EXPENSES				
SALARIES & BENEFITS	231,976	0	0	0
TOTAL EXPENSES	231,976	0	0	0
NET COUNTY (COST)/RETURN	(231,448)	0	0	0

DESCRIPTION:

This grant allows for the formation of the Community Policing Team based in Hamilton City.

COUNTY OF GLENN
 DETAIL OF FINANCING SOURCES AND FINANCING USES
 GOVERNMENTAL FUNDS
 FISCAL YEAR 2016-17

BUDGET UNIT **01052550 COUNTY SLESF**
 FUNCTION PUBLIC PROTECTION
 ACTIVITY POLICE PROTECTION

RICHARD WARREN
 SHERIFF-CORONER

DETAIL BY REVENUE CATEGORY AND EXPENDITURE OBJECT	2014-15 ACTUAL	2015-16 ACTUAL	2016-17 RECOMMENDED BUDGET	2016-17 ADOPTED BUDGET
REVENUES				
USE OF MONEY & PROPERTY	(77)	317	0	0
INTERGOVERNMENTAL REVENUE	113,105	116,255	100,000	100,000
MISCELLANEOUS REVENUES	228	0	0	0
TOTAL REVENUES	113,256	116,572	100,000	100,000
EXPENSES				
SALARIES & BENEFITS	100,077	81,534	100,000	100,000
TOTAL EXPENSES	100,077	81,534	100,000	100,000
NET COUNTY (COST)/RETURN	13,179	35,039	0	0

DESCRIPTION:

The Supplemental Law Enforcement account was created in 1996 under the "COPS" or Citizens Option for Public Safety Program (AB3229). Funds received pursuant to this legislation shall supplement services and shall not be used to supplant any exiting funding for law enforcement services. The funding pays for mandated front line law enforcement expenses.

COUNTY OF GLENN
 DETAIL OF FINANCING SOURCES AND FINANCING USES
 GOVERNMENTAL FUNDS
 FISCAL YEAR 2016-17

BUDGET UNIT **01052127 DEA H&S GRANT** RICHARD WARREN
 FUNCTION PUBLIC PROTECTION SHERIFF-CORONER
 ACTIVITY POLICE PROTECTION

DETAIL BY REVENUE CATEGORY AND EXPENDITURE OBJECT	2014-15 ACTUAL	2015-16 ACTUAL	2016-17 RECOMMENDED BUDGET	2016-17 ADOPTED BUDGET
REVENUES				
INTERGOVERNMENTAL REVENUE	99,220	40,000	50,000	50,000
TOTAL REVENUES	99,220	40,000	50,000	50,000
EXPENSES				
SALARIES & BENEFITS	39,443	30,619	30,700	30,700
SERVICES & SUPPLIES	10,557	19,750	19,300	19,300
TOTAL EXPENSES	50,000	50,369	50,000	50,000
NET COUNTY (COST)/RETURN	49,220	(10,369)	0	0

DESCRIPTION:

The Sheriff DEA H&S grant provides Federal funding for the suppression of illegal marijuana production.

COUNTY OF GLENN
 DETAIL OF FINANCING SOURCES AND FINANCING USES
 GOVERNMENTAL FUNDS
 FISCAL YEAR 2016-17

BUDGET UNIT **01052570 DMV SURCHARGE** RICHARD WARREN
 FUNCTION PUBLIC PROTECTION SHERIFF-CORONER
 ACTIVITY POLICE PROTECTION

DETAIL BY REVENUE CATEGORY AND EXPENDITURE OBJECT	2014-15 ACTUAL	2015-16 ACTUAL	2016-17 RECOMMENDED BUDGET	2016-17 ADOPTED BUDGET
REVENUES				
USE OF MONEY & PROPERTY	168	179	0	0
INTERGOVERNMENTAL REVENUE	30,294	30,437	24,000	24,000
TOTAL REVENUES	30,462	30,617	24,000	24,000
EXPENSES				
SERVICES & SUPPLIES	2,280	0	0	0
OTHER FINANCING USES	24,000	24,000	24,000	24,000
TOTAL EXPENSES	26,280	24,000	24,000	24,000
NET COUNTY (COST)/RETURN	4,182	6,617	0	0

DESCRIPTION:

Funds are received from the State Controller from fingerprint identification fees collected pursuant to Vehicle Code §9250.19 and are transferred to the Sheriff & Probation Computer budget to offset the costs for maintaining and upgrading the combined Sheriff & Probation data system.

COUNTY OF GLENN
 DETAIL OF FINANCING SOURCES AND FINANCING USES
 GOVERNMENTAL FUNDS
 FISCAL YEAR 2016-17

BUDGET UNIT **01054404 DRUG ABUSE/GANG ACTIVITY** RICHARD WARREN
 FUNCTION PUBLIC PROTECTION SHERIFF-CORONER
 ACTIVITY POLICE PROTECTION

DETAIL BY REVENUE CATEGORY AND EXPENDITURE OBJECT	2014-15 ACTUAL	2015-16 ACTUAL	2016-17 RECOMMENDED BUDGET	2016-17 ADOPTED BUDGET
REVENUES				
USE OF MONEY & PROPERTY	84	85	84	84
MISCELLANEOUS REVENUES	2,432	0	0	0
TOTAL REVENUES	2,516	85	84	84
EXPENSES				
SERVICES & SUPPLIES	134	1,190	5,000	5,000
TOTAL EXPENSES	134	1,190	5,000	5,000
NET COUNTY (COST)/RETURN	2,381	(1,105)	(4,916)	(4,916)

DESCRIPTION:

Asset forfeiture revenues are used to provide funding for drug suppression and enforcement services.

COUNTY OF GLENN
 DETAIL OF FINANCING SOURCES AND FINANCING USES
 GOVERNMENTAL FUNDS
 FISCAL YEAR 2016-17

BUDGET UNIT **01054400 DRUG ENFORCEMENT** RICHARD WARREN
 FUNCTION PUBLIC PROTECTION SHERIFF-CORONER
 ACTIVITY POLICE PROTECTION

DETAIL BY REVENUE CATEGORY AND EXPENDITURE OBJECT	2014-15 ACTUAL	2015-16 ACTUAL	2016-17 RECOMMENDED BUDGET	2016-17 ADOPTED BUDGET
REVENUES				
USE OF MONEY & PROPERTY	337	247	0	0
MISCELLANEOUS REVENUES	56,407	0	0	0
TOTAL REVENUES	56,744	247	0	0
EXPENSES				
SERVICES & SUPPLIES	3,179	4,928	5,300	5,300
OTHER FINANCING USES	0	44,356	0	0
TOTAL EXPENSES	3,179	49,284	5,300	5,300
NET COUNTY (COST)/RETURN	53,565	(49,037)	(5,300)	(5,300)

DESCRIPTION:

Asset forfeiture revenues are used to provide funding for drug suppression and enforcement services.

COUNTY OF GLENN
 DETAIL OF FINANCING SOURCES AND FINANCING USES
 GOVERNMENTAL FUNDS
 FISCAL YEAR 2016-17

BUDGET UNIT **01054401 FEDERAL SEIZURE** RICHARD WARREN
 FUNCTION PUBLIC PROTECTION SHERIFF-CORONER
 ACTIVITY POLICE PROTECTION

DETAIL BY REVENUE CATEGORY AND EXPENDITURE OBJECT	2014-15 ACTUAL	2015-16 ACTUAL	2016-17 RECOMMENDED BUDGET	2016-17 ADOPTED BUDGET
REVENUES				
USE OF MONEY & PROPERTY	49	50	49	49
TOTAL REVENUES	49	50	49	49
NET COUNTY (COST)/RETURN	49	50	49	49

DESCRIPTION:

This fund was established to comply with Department of Justice guidelines to record the disposition of federal seizure proceeds resulting from drug enforcement and suppression activities.

COUNTY OF GLENN
 DETAIL OF FINANCING SOURCES AND FINANCING USES
 GOVERNMENTAL FUNDS
 FISCAL YEAR 2016-17

BUDGET UNIT **01054407 GLINTF FEDERAL FORFEITURE** RICHARD WARREN
 FUNCTION PUBLIC PROTECTION SHERIFF-CORONER
 ACTIVITY POLICE PROTECTION

DETAIL BY REVENUE CATEGORY AND EXPENDITURE OBJECT	2014-15 ACTUAL	2015-16 ACTUAL	2016-17 RECOMMENDED BUDGET	2016-17 ADOPTED BUDGET
REVENUES				
USE OF MONEY & PROPERTY	267	300	100	100
INTERGOVERNMENTAL REVENUE	0	20,673	0	0
TOTAL REVENUES	267	20,973	100	100
EXPENSES				
SERVICES & SUPPLIES	21,829	0	10,000	10,000
TOTAL EXPENSES	21,829	0	10,000	10,000
NET COUNTY (COST)/RETURN	(21,563)	20,973	(9,900)	(9,900)

DESCRIPTION:

Monies and Property seized in Glenn Interagency Narcotics Task Force arrests are held in trust until cases are adjudicated. Pursuant to Stipulation and Order, these funds are distributed in accordance with §11489 of the Health and Safety Code. GLINTF's share is deposited to this budget to be used for daily operational costs incurred by the task force and narcotic agent specific training.

COUNTY OF GLENN
 DETAIL OF FINANCING SOURCES AND FINANCING USES
 GOVERNMENTAL FUNDS
 FISCAL YEAR 2016-17

BUDGET UNIT **01054406 GLINTF STATE FORFEITURE** RICHARD WARREN
 FUNCTION PUBLIC PROTECTION SHERIFF-CORONER
 ACTIVITY POLICE PROTECTION

DETAIL BY REVENUE CATEGORY AND EXPENDITURE OBJECT	2014-15 ACTUAL	2015-16 ACTUAL	2016-17 RECOMMENDED BUDGET	2016-17 ADOPTED BUDGET
REVENUES				
USE OF MONEY & PROPERTY	73	46	73	73
MISCELLANEOUS REVENUES	10,682	225	10,000	10,000
OTHER FINANCING SOURCES	0	44,356	0	0
TOTAL REVENUES	10,755	44,628	10,073	10,073
EXPENSES				
SERVICES & SUPPLIES	32,838	48,901	28,217	26,716
TOTAL EXPENSES	32,838	48,901	28,217	26,716
NET COUNTY (COST)/RETURN	(22,083)	(4,274)	(18,144)	(16,643)

DESCRIPTION:

Monies and Property seized in Glenn Interagency Narcotics Task Force arrests are held in trust until cases are adjudicated. Pursuant to Stipulation and Order, these funds are distributed in accordance with §11489 of the Health and Safety Code. GLINTF's share is deposited to this budget to be used for daily operational costs incurred by the task force and narcotic agent specific training.

COUNTY OF GLENN
 DETAIL OF FINANCING SOURCES AND FINANCING USES
 GOVERNMENTAL FUNDS
 FISCAL YEAR 2016-17

BUDGET UNIT **01042132 HOMELAND SECURITY GRANT 2012** RICHARD WARREN
 FUNCTION PUBLIC PROTECTION SHERIFF-CORONER
 ACTIVITY POLICE PROTECTION

DETAIL BY REVENUE CATEGORY AND EXPENDITURE OBJECT	2014-15 ACTUAL	2015-16 ACTUAL	2016-17 RECOMMENDED BUDGET	2016-17 ADOPTED BUDGET
REVENUES				
INTERGOVERNMENTAL REVENUE	64,681	0	0	0
TOTAL REVENUES	64,681	0	0	0
EXPENSES				
SERVICES & SUPPLIES	28,527	0	0	0
FIXED ASSETS	23,831	0	0	0
TOTAL EXPENSES	52,358	0	0	0
NET COUNTY (COST)/RETURN	12,323	0	0	0

DESCRIPTION:

California Emergency Management Agency with funding from FEMA sub-grants the local emergency operational areas with moneys to purchase equipment and provide training to establish and enhance response to HAZ MAT, CBRNE or other catastrophic events. Purchase of equipment to upgrade radio repeater sites, gear and training for Critical Incident Response Team for open water rescue and confined space rescue and portable evacuation and shelter kennels to ensure animal health during emergency responses and recoveries are made on a reimbursement basis from this budget.

COUNTY OF GLENN
 DETAIL OF FINANCING SOURCES AND FINANCING USES
 GOVERNMENTAL FUNDS
 FISCAL YEAR 2016-17

BUDGET UNIT **01042127 HOMELAND SECURITY GRANT 2013** RICHARD WARREN
 FUNCTION PUBLIC PROTECTION SHERIFF-CORONER
 ACTIVITY POLICE PROTECTION

DETAIL BY REVENUE CATEGORY AND EXPENDITURE OBJECT	2014-15 ACTUAL	2015-16 ACTUAL	2016-17 RECOMMENDED BUDGET	2016-17 ADOPTED BUDGET
REVENUES				
INTERGOVERNMENTAL REVENUE	28,864	0	0	0
TOTAL REVENUES	28,864	0	0	0
EXPENSES				
SERVICES & SUPPLIES	28,864	0	0	0
TOTAL EXPENSES	28,864	0	0	0
NET COUNTY (COST)/RETURN	0	0	0	0

DESCRIPTION:

California Emergency Management Agency with funding from FEMA sub-grants the local emergency operational areas with moneys to purchase equipment and provide training to establish and enhance response to HAZ MAT, CBRNE or other catastrophic events. Purchase of a fully equipped explosive device/arson investigation response trailer for fire/law enforcement and advanced training related events and portable and mobile radios to enhance interoperability with surrounding agencies are made on a reimbursement basis from this budget.

COUNTY OF GLENN
 DETAIL OF FINANCING SOURCES AND FINANCING USES
 GOVERNMENTAL FUNDS
 FISCAL YEAR 2016-17

BUDGET UNIT **01042128 HOMELAND SECURITY GRANT 2014** RICHARD WARREN
 FUNCTION PUBLIC PROTECTION SHERIFF-CORONER
 ACTIVITY POLICE PROTECTION

DETAIL BY REVENUE CATEGORY AND EXPENDITURE OBJECT	2014-15 ACTUAL	2015-16 ACTUAL	2016-17 RECOMMENDED BUDGET	2016-17 ADOPTED BUDGET
REVENUES				
INTERGOVERNMENTAL REVENUE	0	44,739	0	0
TOTAL REVENUES	0	44,739	0	0
EXPENSES				
SERVICES & SUPPLIES	0	44,739	0	0
TOTAL EXPENSES	0	44,739	0	0
NET COUNTY (COST)/RETURN	0	0	0	0

DESCRIPTION:

California Emergency Management Agency with funding from FEMA sub-grants the local emergency operational areas with moneys to purchase equipment and provide training to establish and enhance response to HAZ MAT, CBRNE or other catastrophic events. Purchase of a fully equipped explosive device/arson investigation response trailer for fire/law enforcement and advanced training related events and portable and mobile radios to enhance interoperability with surrounding agencies are made on a reimbursement basis from this budget.

COUNTY OF GLENN
 DETAIL OF FINANCING SOURCES AND FINANCING USES
 GOVERNMENTAL FUNDS
 FISCAL YEAR 2016-17

BUDGET UNIT **01042133 HOMELAND SECURITY GRANT 2015** RICHARD WARREN
 FUNCTION PUBLIC PROTECTION SHERIFF-CORONER
 ACTIVITY POLICE PROTECTION

DETAIL BY REVENUE CATEGORY AND EXPENDITURE OBJECT	2014-15 ACTUAL	2015-16 ACTUAL	2016-17 RECOMMENDED BUDGET	2016-17 ADOPTED BUDGET
REVENUES				
INTERGOVERNMENTAL REVENUE	0	0	103,877	103,877
TOTAL REVENUES	0	0	103,877	103,877
EXPENSES				
SERVICES & SUPPLIES	0	0	18,877	18,877
FIXED ASSETS	0	0	85,000	85,000
TOTAL EXPENSES	0	0	103,877	103,877
NET COUNTY (COST)/RETURN	0	0	0	0

DESCRIPTION:

California Emergency Management Agency with funding from FEMA sub-grants the local emergency operational areas with moneys to purchase equipment and provide training to establish and enhance response to HAZ MAT, CBRNE or other catastrophic events. Purchase of equipment to upgrade radio repeater sites, gear and training for Critical Incident Response Team for open water rescue and confined space rescue and portable evacuation and shelter kennels to ensure animal health during emergency responses and recoveries are made on a reimbursement basis from this budget.

COUNTY OF GLENN
 DETAIL OF FINANCING SOURCES AND FINANCING USES
 GOVERNMENTAL FUNDS
 FISCAL YEAR 2016-17

BUDGET UNIT **01054410 INVESTIGATIVE VEHICLES** RICHARD WARREN
 FUNCTION PUBLIC PROTECTION SHERIFF-CORONER
 ACTIVITY POLICE PROTECTION

DETAIL BY REVENUE CATEGORY AND EXPENDITURE OBJECT	2014-15 ACTUAL	2015-16 ACTUAL	2016-17 RECOMMENDED BUDGET	2016-17 ADOPTED BUDGET
REVENUES				
USE OF MONEY & PROPERTY	11	11	11	11
TOTAL REVENUES	11	11	11	11
EXPENSES				
SERVICES & SUPPLIES	0	0	1,907	1,907
TOTAL EXPENSES	0	0	1,907	1,907
NET COUNTY (COST)/RETURN	11	11	(1,896)	(1,896)

DESCRIPTION:

This fund was established with proceeds from the sale of vehicles seized during drug enforcement operations. In prior years the narcotics task force has used the funds to purchase vehicles for unmarked investigations.

COUNTY OF GLENN
 DETAIL OF FINANCING SOURCES AND FINANCING USES
 GOVERNMENTAL FUNDS
 FISCAL YEAR 2016-17

BUDGET UNIT **01052125 JAIL SLESA** RICHARD WARREN
 FUNCTION PUBLIC PROTECTION SHERIFF-CORONER
 ACTIVITY DETENTION & CORRECTION

DETAIL BY REVENUE CATEGORY AND EXPENDITURE OBJECT	2014-15 ACTUAL	2015-16 ACTUAL	2016-17 RECOMMENDED BUDGET	2016-17 ADOPTED BUDGET
REVENUES				
USE OF MONEY & PROPERTY	0	13	0	0
INTERGOVERNMENTAL REVENUE	8,697	10,053	9,208	9,208
TOTAL REVENUES	8,697	10,066	9,208	9,208
EXPENSES				
SERVICES & SUPPLIES	7,140	2,345	9,208	9,208
TOTAL EXPENSES	7,140	2,345	9,208	9,208
NET COUNTY (COST)/RETURN	1,558	7,720	0	0

DESCRIPTION:

The Supplemental Law Enforcement account was created in 1996 under the "COPS" or Citizens Option for Public Safety Program (AB3229). Funds received pursuant to this legislation shall supplement services and shall not be used to supplant any existing funding for law enforcement services. The funding pays for mandated jail maintenance expenses.

COUNTY OF GLENN
 DETAIL OF FINANCING SOURCES AND FINANCING USES
 GOVERNMENTAL FUNDS
 FISCAL YEAR 2016-17

BUDGET UNIT **01052129 JAIL SLESF 12/13** RICHARD WARREN
 FUNCTION PUBLIC PROTECTION SHERIFF-CORONER
 ACTIVITY DETENTION & CORRECTION

DETAIL BY REVENUE CATEGORY AND EXPENDITURE OBJECT	2014-15 ACTUAL	2015-16 ACTUAL	2016-17 RECOMMENDED BUDGET	2016-17 ADOPTED BUDGET
EXPENSES				
SERVICES & SUPPLIES	2,412	0	0	0
TOTAL EXPENSES	2,412	0	0	0
NET COUNTY (COST)/RETURN	(2,412)	0	0	0

DESCRIPTION:

The Supplemental Law Enforcement account was created in 1996 under the "COPS" or Citizens Option for Public Safety Program (AB3229). Funds received pursuant to this legislation shall supplement services and shall not be used to supplant any exiting funding for law enforcement services. The funding pays for mandated jail maintenance expenses.

COUNTY OF GLENN
 DETAIL OF FINANCING SOURCES AND FINANCING USES
 GOVERNMENTAL FUNDS
 FISCAL YEAR 2016-17

BUDGET UNIT **01052135 K-9 DONATION** RICHARD WARREN
 FUNCTION PUBLIC PROTECTION SHERIFF-CORONER
 ACTIVITY POLICE PROTECTION

DETAIL BY REVENUE CATEGORY AND EXPENDITURE OBJECT	2014-15 ACTUAL	2015-16 ACTUAL	2016-17 RECOMMENDED BUDGET	2016-17 ADOPTED BUDGET
REVENUES				
USE OF MONEY & PROPERTY	0	0	0	0
MISCELLANEOUS REVENUES	5	0	0	0
TOTAL REVENUES	5	0	0	0
EXPENSES				
SALARIES & BENEFITS	959	0	0	0
TOTAL EXPENSES	959	0	0	0
NET COUNTY (COST)/RETURN	(954)	0	0	0

DESCRIPTION:

The Glenn County Sheriff's Office received a donation to reinstate K-9 services in the County.

COUNTY OF GLENN
 DETAIL OF FINANCING SOURCES AND FINANCING USES
 GOVERNMENTAL FUNDS
 FISCAL YEAR 2016-17

BUDGET UNIT **01052545 LAW ENFORCEMENT DISCRETIONARY** RICHARD WARREN
 FUNCTION PUBLIC PROTECTION SHERIFF-CORONER
 ACTIVITY POLICE PROTECTION

DETAIL BY REVENUE CATEGORY AND EXPENDITURE OBJECT	2014-15 ACTUAL	2015-16 ACTUAL	2016-17 RECOMMENDED BUDGET	2016-17 ADOPTED BUDGET
REVENUES				
USE OF MONEY & PROPERTY	494	368	0	0
INTERGOVERNMENTAL REVENUE	532,622	509,888	450,000	450,000
TOTAL REVENUES	533,117	510,256	450,000	450,000
EXPENSES				
OTHER FINANCING USES	532,622	450,000	450,000	450,000
TOTAL EXPENSES	532,622	450,000	450,000	450,000
NET COUNTY (COST)/RETURN	494	60,256	0	0

DESCRIPTION:

The Law Enforcement Discretionary account is used to record the Rural County Sheriff's Funding received pursuant to State Assembly Bill 443.

COUNTY OF GLENN
 DETAIL OF FINANCING SOURCES AND FINANCING USES
 GOVERNMENTAL FUNDS
 FISCAL YEAR 2016-17

BUDGET UNIT **01052134 LAW ENFORCEMENT DONATION** RICHARD WARREN
 FUNCTION PUBLIC PROTECTION SHERIFF-CORONER
 ACTIVITY POLICE PROTECTION

DETAIL BY REVENUE CATEGORY AND EXPENDITURE OBJECT	2014-15 ACTUAL	2015-16 ACTUAL	2016-17 RECOMMENDED BUDGET	2016-17 ADOPTED BUDGET
REVENUES				
USE OF MONEY & PROPERTY	5	5	0	0
TOTAL REVENUES	5	5	0	0
EXPENSES				
SERVICES & SUPPLIES	0	0	15	15
TOTAL EXPENSES	0	0	15	15
NET COUNTY (COST)/RETURN	5	5	(15)	(15)

DESCRIPTION:

The Glenn County Sheriff's Office received a donation from a citizen, wishing to remain anonymous, for the purpose of financing specific law enforcement projects.

COUNTY OF GLENN
 DETAIL OF FINANCING SOURCES AND FINANCING USES
 GOVERNMENTAL FUNDS
 FISCAL YEAR 2016-17

BUDGET UNIT **01042122 OES EMPG GRANT** RICHARD WARREN
 FUNCTION PUBLIC PROTECTION SHERIFF-CORONER
 ACTIVITY POLICE PROTECTION

DETAIL BY REVENUE CATEGORY AND EXPENDITURE OBJECT	2014-15 ACTUAL	2015-16 ACTUAL	2016-17 RECOMMENDED BUDGET	2016-17 ADOPTED BUDGET
REVENUES				
INTERGOVERNMENTAL REVENUE	5,770	28,054	65,000	68,000
MISCELLANEOUS REVENUES	0	0	418	418
TOTAL REVENUES	5,770	28,054	65,418	68,418
EXPENSES				
SERVICES & SUPPLIES	0	3,000	5,000	5,000
OTHER CHARGES	418	418	0	0
OTHER FINANCING USES	33,824	0	60,000	60,000
TOTAL EXPENSES	34,242	3,418	65,000	65,000
NET COUNTY (COST)/RETURN	(28,472)	24,636	418	3,418

DESCRIPTION:

This is a State funded program, the Emergency Management Performance Grant Program, whose mission is to provide support to integrate hazard identification, risk assessment, risk management and prevention, develop and maintain a plan to prepare for, mitigate, respond to and recover from emergencies through utilization of the NIMMS/SEMS system. The main thrust of this program is to assist in the development of a plan and the coordination of this plan between jurisdictions and special districts. This activity was moved from the General Fund Emergency Services department to a separate OES EMPG grant beginning with fiscal year 2008-09.

COUNTY OF GLENN
 DETAIL OF FINANCING SOURCES AND FINANCING USES
 GOVERNMENTAL FUNDS
 FISCAL YEAR 2016-17

BUDGET UNIT **03380000 PUBLIC SAFETY AUGMENTATION** EDWARD J. LAMB
 FUNCTION PUBLIC PROTECTION DIRECTOR OF FINANCE
 ACTIVITY POLICE PROTECTION

DETAIL BY REVENUE CATEGORY AND EXPENDITURE OBJECT	2014-15 ACTUAL	2015-16 ACTUAL	2016-17 RECOMMENDED BUDGET	2016-17 ADOPTED BUDGET
REVENUES				
INTERGOVERNMENTAL REVENUE	1,833,278	1,867,253	1,830,000	1,830,000
TOTAL REVENUES	1,833,278	1,867,253	1,830,000	1,830,000
EXPENSES				
SERVICES & SUPPLIES	1,833,278	53,363	54,325	54,325
OTHER FINANCING USES	0	1,813,890	1,775,675	1,775,675
TOTAL EXPENSES	1,833,278	1,867,253	1,830,000	1,830,000
 NET COUNTY (COST)/RETURN	 0	 0	 0	 0

DESCRIPTION:

Sales tax revenues related to Prop 172 are received monthly from the State Board of Equalization. Revenues are allocated to the County, City of Orland and the City of Willows for public safety operations.

COUNTY OF GLENN
DETAIL OF FINANCING SOURCES AND FINANCING USES
GOVERNMENTAL FUNDS
FISCAL YEAR 2016-17

BUDGET UNIT **01042110 SHERIFF** RICHARD WARREN
FUNCTION PUBLIC PROTECTION SHERIFF-CORONER
ACTIVITY POLICE PROTECTION

DETAIL BY REVENUE CATEGORY AND EXPENDITURE OBJECT	2014-15 ACTUAL	2015-16 ACTUAL	2016-17 RECOMMENDED BUDGET	2016-17 ADOPTED BUDGET
REVENUES				
LICENSES & PERMITS	6,799	12,464	4,675	4,675
FINES, FORFEITURES & PENALTIES	78	391	50	50
INTERGOVERNMENTAL REVENUE	26,575	7,920	10,500	10,500
CHARGES FOR CURRENT SERVICES	47,313	60,713	48,725	55,078
MISCELLANEOUS REVENUES	5,245	8,825	0	0
OTHER FINANCING SOURCES	566,446	450,265	510,000	510,000
SPECIAL ITEMS	3,906	51,248	54,000	54,000
TOTAL REVENUES	656,361	591,826	627,950	634,303
EXPENSES				
SALARIES & BENEFITS	2,593,481	3,195,937	3,653,322	3,500,360
SERVICES & SUPPLIES	347,759	344,290	406,450	418,783
OTHER CHARGES	333,227	314,550	367,826	367,826
OTHER FINANCING USES	0	3,324	3,324	3,324
TOTAL EXPENSES	3,274,467	3,858,101	4,430,922	4,290,293
NET COUNTY (COST)/RETURN	(2,618,106)	(3,266,275)	(3,802,972)	(3,655,990)

DESCRIPTION:

The Sheriff's budget provides police protection for all citizens of Glenn County. While its primary function is to respond to calls for service and the investigation of crime in the unincorporated area of the County, the Sheriff must and does respond to requests for assistance from all other law enforcement agencies within the County.

An effective law enforcement agency not only has a direct effect on the citizens residing within its jurisdiction, but also affects the economic base of the area. Without an acceptable crime rate, economic development and growth cannot be expected. Movement of businesses and families into an area certainly cannot be a given, if there is not adequate police protection. Some of the divergent functions of the Sheriff's Department have been given their own budgets although the main administrative and operational functions of law enforcement for the County fall under Sheriff's budget unit.

COUNTY OF GLENN
 DETAIL OF FINANCING SOURCES AND FINANCING USES
 GOVERNMENTAL FUNDS
 FISCAL YEAR 2016-17

BUDGET UNIT **01042120 SHERIFF CAL-MMET** RICHARD WARREN
 FUNCTION PUBLIC PROTECTION SHERIFF-CORONER
 ACTIVITY POLICE PROTECTION

DETAIL BY REVENUE CATEGORY AND EXPENDITURE OBJECT	2014-15 ACTUAL	2015-16 ACTUAL	2016-17 RECOMMENDED BUDGET	2016-17 ADOPTED BUDGET
REVENUES				
INTERGOVERNMENTAL REVENUE	44,136	42,248	45,000	45,000
MISCELLANEOUS REVENUES	105	0	0	0
TOTAL REVENUES	44,241	42,248	45,000	45,000
EXPENSES				
SALARIES & BENEFITS	50,706	0	0	0
SPECIAL ITEMS	0	42,248	45,000	45,000
TOTAL EXPENSES	50,706	42,248	45,000	45,000
NET COUNTY (COST)/RETURN	(6,464)	0	0	0

DESCRIPTION:

The Cal-MMET grant provides funding for officers working in the North State Initiative grant.

COUNTY OF GLENN
 DETAIL OF FINANCING SOURCES AND FINANCING USES
 GOVERNMENTAL FUNDS
 FISCAL YEAR 2016-17

BUDGET UNIT **01042138 SHERIFF-CITY OF WILLOWS MOU** RICHARD WARREN
 FUNCTION PUBLIC PROTECTION SHERIFF-CORONER
 ACTIVITY POLICE PROTECTION

DETAIL BY REVENUE CATEGORY AND EXPENDITURE OBJECT	2014-15 ACTUAL	2015-16 ACTUAL	2016-17 RECOMMENDED BUDGET	2016-17 ADOPTED BUDGET
REVENUES				
CHARGES FOR CURRENT SERVICES	1,146	0	16,712	16,712
MISCELLANEOUS REVENUES	4	0	0	0
TOTAL REVENUES	1,150	0	16,712	16,712
EXPENSES				
SALARIES & BENEFITS	1,488	578	16,712	16,712
TOTAL EXPENSES	1,488	578	16,712	16,712
NET COUNTY (COST)/RETURN	(337)	(578)	0	0

DESCRIPTION:

Due to staff shortages in the Willows Police Department the Glenn County Sheriff's Department provides additional after hours and weekend patrol services within the city jurisdiction. The County is reimbursed based on a memorandum of understanding agreement.

COUNTY OF GLENN
 DETAIL OF FINANCING SOURCES AND FINANCING USES
 GOVERNMENTAL FUNDS
 FISCAL YEAR 2016-17

BUDGET UNIT **01042135 SHERIFF-CIVIL DIVISION** RICHARD WARREN
 FUNCTION PUBLIC PROTECTION SHERIFF-CORONER
 ACTIVITY POLICE PROTECTION

DETAIL BY REVENUE CATEGORY AND EXPENDITURE OBJECT	2014-15 ACTUAL	2015-16 ACTUAL	2016-17 RECOMMENDED BUDGET	2016-17 ADOPTED BUDGET
REVENUES				
CHARGES FOR CURRENT SERVICES	20,700	21,732	25,000	25,000
MISCELLANEOUS REVENUES	792	0	0	0
TOTAL REVENUES	21,492	21,732	25,000	25,000
EXPENSES				
SALARIES & BENEFITS	89,323	169,202	165,585	93,457
SERVICES & SUPPLIES	12,524	11,178	17,234	17,234
OTHER CHARGES	0	1,154	3,667	3,667
OTHER FINANCING USES	0	196	196	196
TOTAL EXPENSES	101,847	181,730	186,682	114,554
NET COUNTY (COST)/RETURN	(80,355)	(159,998)	(161,682)	(89,554)

DESCRIPTION:

As mandated by law, this division carries out the processing and serving of civil papers issued by the Courts. Revenues are received from the serving of civil processes. Fees are set by legislation and are standard throughout the State.

COUNTY OF GLENN
 DETAIL OF FINANCING SOURCES AND FINANCING USES
 GOVERNMENTAL FUNDS
 FISCAL YEAR 2016-17

BUDGET UNIT **01041201 SHERIFF COMPUTER** RICHARD WARREN
 FUNCTION PUBLIC PROTECTION SHERIFF-CORONER
 ACTIVITY POLICE PROTECTION

DETAIL BY REVENUE CATEGORY AND EXPENDITURE OBJECT	2014-15 ACTUAL	2015-16 ACTUAL	2016-17 RECOMMENDED BUDGET	2016-17 ADOPTED BUDGET
REVENUES				
INTERGOVERNMENTAL REVENUE	13,037	20,835	15,000	15,000
OTHER FINANCING SOURCES	24,000	24,000	24,000	24,000
TOTAL REVENUES	37,037	44,835	39,000	39,000
EXPENSES				
SERVICES & SUPPLIES	57,125	66,177	71,500	71,500
TOTAL EXPENSES	57,125	66,177	71,500	71,500
NET COUNTY (COST)/RETURN	(20,088)	(21,342)	(32,500)	(32,500)

DESCRIPTION:

This budget unit is for the maintenance and upgrading of a complex data system serving all departments falling under the umbrella of the Sheriff's Office. The system provides for automated records for, among other things, field operations, major crimes, coroner, investigations, jail functions and bookings, dispatch, civil, Office of Emergency Services and Homeland Security, time keeping, accounts payables and receivables, budgetary records and administrative functions.

This system is a vital tool ensuring all arms of the criminal justice agencies have access to needed information ensuring the safety of citizens and officers alike. Special vehicle license registration funds are deposited here for the development of an automated fingerprint identification system.

COUNTY OF GLENN
 DETAIL OF FINANCING SOURCES AND FINANCING USES
 GOVERNMENTAL FUNDS
 FISCAL YEAR 2016-17

BUDGET UNIT **01052130 SHERIFF-HAMILTON CITY DONATIONS** RICHARD WARREN
 FUNCTION PUBLIC PROTECTION SHERIFF-CORONER
 ACTIVITY POLICE PROTECTION

DETAIL BY REVENUE CATEGORY AND EXPENDITURE OBJECT	2014-15 ACTUAL	2015-16 ACTUAL	2016-17 RECOMMENDED BUDGET	2016-17 ADOPTED BUDGET
REVENUES				
MISCELLANEOUS REVENUES	0	0	200	200
TOTAL REVENUES	0	0	200	200
EXPENSES				
SERVICES & SUPPLIES	0	0	200	200
TOTAL EXPENSES	0	0	200	200
NET COUNTY (COST)/RETURN	0	0	0	0

DESCRIPTION:

The Glenn County Sheriff's Office received a donation from the Hamilton City Women's Club for the purpose of financing specific law enforcement projects in the Hamilton City area.

COUNTY OF GLENN
 DETAIL OF FINANCING SOURCES AND FINANCING USES
 GOVERNMENTAL FUNDS
 FISCAL YEAR 2016-17

BUDGET UNIT **01042121 SHERIFF SAFE GRANT** RICHARD WARREN
 FUNCTION PUBLIC PROTECTION SHERIFF-CORONER
 ACTIVITY POLICE PROTECTION

DETAIL BY REVENUE CATEGORY AND EXPENDITURE OBJECT	2014-15 ACTUAL	2015-16 ACTUAL	2016-17 RECOMMENDED BUDGET	2016-17 ADOPTED BUDGET
REVENUES				
INTERGOVERNMENTAL REVENUE	4,284	24,891	16,000	16,000
TOTAL REVENUES	4,284	24,891	16,000	16,000
EXPENSES				
SERVICES & SUPPLIES	11,948	9,987	7,000	7,000
SPECIAL ITEMS	3,906	9,000	9,000	9,000
TOTAL EXPENSES	15,854	18,987	16,000	16,000
NET COUNTY (COST)/RETURN	(11,570)	5,904	0	0

DESCRIPTION:

The Sheriff SAFE grant is a State grant that provides funding for officer salaries while working under the Region III Sexual Assault Felony Enforcement Team. The grant assists in tracking sex registrant compliance, provides sexual assault victims assistance, and provides tools to parents to prevent children being taken advantage of by sexual predators.

COUNTY OF GLENN
 DETAIL OF FINANCING SOURCES AND FINANCING USES
 GOVERNMENTAL FUNDS
 FISCAL YEAR 2016-17

BUDGET UNIT **01042113 SHERIFF'S DISPATCH** RICHARD WARREN
 FUNCTION PUBLIC PROTECTION SHERIFF-CORONER
 ACTIVITY POLICE PROTECTION

DETAIL BY REVENUE CATEGORY AND EXPENDITURE OBJECT	2014-15 ACTUAL	2015-16 ACTUAL	2016-17 RECOMMENDED BUDGET	2016-17 ADOPTED BUDGET
REVENUES				
INTERGOVERNMENTAL REVENUE	0	1,703	14,500	14,500
CHARGES FOR CURRENT SERVICES	195,606	190,018	189,226	189,226
MISCELLANEOUS REVENUES	100	0	0	0
OTHER FINANCING SOURCES	0	0	6,000	6,000
TOTAL REVENUES	195,706	191,721	209,726	209,726
EXPENSES				
SALARIES & BENEFITS	480,872	522,984	561,827	561,827
SERVICES & SUPPLIES	23,652	34,549	33,200	33,200
OTHER CHARGES	16,892	13,534	26,119	26,119
OTHER FINANCING USES	0	196	196	196
TOTAL EXPENSES	521,416	571,263	621,342	621,342
NET COUNTY (COST)/RETURN	(325,710)	(379,542)	(411,616)	(411,616)

DESCRIPTION:

The Sheriff's Dispatch unit serves as the only 24/7 law enforcement dispatching service for the entire county. Emergency Dispatchers receive thousands of emergency and non-emergency calls for service from citizens in the unincorporated county and both incorporated cities. It is the sole full time Public Service Answering Point, the point where Emergency Enhanced 9-1-1 calls are received, for Glenn County. In addition to dispatching duties it is the countywide warrant repository, managing over 5,000 active warrants. It also is the main switch to the State Department of Justice which allows criminal justice agencies access to state criminal justice systems. The Emergency Communications Center prides itself on providing a safety net for citizens and officers alike and endeavors to serve the public in all aspects of public safety. All E9-1-1 calls for law enforcement as well as Emergency Services, medical, and fire services are properly routed through the Center. The countywide reverse 9-1-1 system is housed within the center for 24-hour deployment if needed. In an emergency the Center has the ability to assume fire department dispatching and assistance. After hours call taking is provided for allied county and state agencies.

COUNTY OF GLENN
 DETAIL OF FINANCING SOURCES AND FINANCING USES
 GOVERNMENTAL FUNDS
 FISCAL YEAR 2016-17

BUDGET UNIT **01042114 SPECIAL INVESTIGATIONS GLNTF** RICHARD WARREN
 FUNCTION PUBLIC PROTECTION SHERIFF-CORONER
 ACTIVITY POLICE PROTECTION

DETAIL BY REVENUE CATEGORY AND EXPENDITURE OBJECT	2014-15 ACTUAL	2015-16 ACTUAL	2016-17 RECOMMENDED BUDGET	2016-17 ADOPTED BUDGET
REVENUES				
INTERGOVERNMENTAL REVENUE	5,957	0	0	0
MISCELLANEOUS REVENUES	234	0	0	0
TOTAL REVENUES	6,191	0	0	0
EXPENSES				
SALARIES & BENEFITS	173,405	0	0	0
TOTAL EXPENSES	173,405	0	0	0
NET COUNTY (COST)/RETURN	(167,215)	0	0	0

DESCRIPTION:

The Special Investigations GLINTF budget represents a State grant that provides funding for officers working within multi-jurisdictional anti-drug enforcement agencies.

COUNTY OF GLENN
 DETAIL OF FINANCING SOURCES AND FINANCING USES
 GOVERNMENTAL FUNDS
 FISCAL YEAR 2016-17

BUDGET UNIT **01062136 TRIAL COURT SECURITY** RICHARD WARREN
 FUNCTION PUBLIC PROTECTION SHERIFF-CORONER
 ACTIVITY POLICE PROTECTION

DETAIL BY REVENUE CATEGORY AND EXPENDITURE OBJECT	2014-15 ACTUAL	2015-16 ACTUAL	2016-17 RECOMMENDED BUDGET	2016-17 ADOPTED BUDGET
REVENUES				
USE OF MONEY & PROPERTY	1,354	1,917	1,000	1,000
INTERGOVERNMENTAL REVENUE	517,327	519,669	500,000	500,000
MISCELLANEOUS REVENUES	633	0	0	0
TOTAL REVENUES	519,315	521,586	501,000	501,000
EXPENSES				
SALARIES & BENEFITS	334,340	315,742	375,084	375,084
SERVICES & SUPPLIES	2,322	3,802	34,733	34,733
OTHER CHARGES	9,327	3,380	7,886	7,886
TOTAL EXPENSES	345,989	322,924	417,703	417,703
NET COUNTY (COST)/RETURN	173,325	198,662	83,297	83,297

DESCRIPTION:

The County provides court security to the Superior Court. Costs are funded by legislation through the State. Presently there are three Deputy Sheriff positions and one Bailiff position allocated to courtroom security. Duties and responsibilities are outlined in an agreement between the Sheriff and the Superior Court Judges.

COUNTY OF GLENN
 DETAIL OF FINANCING SOURCES AND FINANCING USES
 GOVERNMENTAL FUNDS
 FISCAL YEAR 2016-17

BUDGET UNIT 01012180 AGRICULTURAL COMMISSIONER		MARCIE SKELTON AG COMMISSIONER			
FUNCTION PUBLIC PROTECTION					
ACTIVITY PROTECTION INSPECTION					
DETAIL BY REVENUE CATEGORY AND EXPENDITURE OBJECT		2014-15 ACTUAL	2015-16 ACTUAL	2016-17 RECOMMENDED BUDGET	2016-17 ADOPTED BUDGET
REVENUES					
FINES, FORFEITURES & PENALTIES	0	750	1,000	1,000	1,000
INTERGOVERNMENTAL REVENUE	421,318	445,299	417,873	417,873	417,873
CHARGES FOR CURRENT SERVICES	340,623	296,576	309,700	309,700	309,700
MISCELLANEOUS REVENUES	3,740	18,897	1,000	1,000	1,000
SPECIAL ITEMS	0	10,000	10,000	10,000	10,000
TOTAL REVENUES	765,682	771,521	739,573	739,573	739,573
EXPENSES					
SALARIES & BENEFITS	976,370	800,695	950,632	866,615	866,615
SERVICES & SUPPLIES	97,178	107,900	95,182	95,182	95,182
OTHER CHARGES	58,517	58,240	92,277	92,277	92,277
FIXED ASSETS	0	0	0	(145,000)	(145,000)
OTHER FINANCING USES	0	2,933	2,933	2,933	2,933
TOTAL EXPENSES	1,132,065	969,767	1,141,024	912,007	912,007
NET COUNTY (COST)/RETURN	(366,383)	(198,245)	(401,451)	(172,434)	(172,434)

DESCRIPTION:

The mission of the Agricultural Commissioner is to promote and protect agriculture, the environment and public health. The number one industry in Glenn County is agriculture. The promotion and protection of agriculture is accomplished through educational outreach and the following Regulatory Programs: pest detection, pest eradication, pest management, pest exclusion, pesticide use enforcement, seed certification, nursery, fruit, nuts and vegetable standardization, egg inspection, apiary inspection, statistics, certified unified program, rice straw burn program; educational programs: surface water stewardship, groundwater management, and service programs: weed management, vegetation and environmental management.

Weights and measures protect and promote the economy and commerce of Glenn County. Each year county weights and measures officials inspect and test packaged commodities and all commercially used devices. Transactions derived from the use of such devices are also inspected for accuracy. In addition to inspection activities, weights and measures officials provide education and training to the public as well as the regulated industries. Your weights and measures official is a third-party to virtually any transaction you may make.

COUNTY OF GLENN
 DETAIL OF FINANCING SOURCES AND FINANCING USES
 GOVERNMENTAL FUNDS
 FISCAL YEAR 2016-17

BUDGET UNIT **01012200 BUILDING INSPECTOR** MATT GOMES, INTERIM
 FUNCTION PUBLIC PROTECTION PLANNING & PUBLIC WORKS
 ACTIVITY PROTECTION INSPECTION AGENCY DIRECTOR

DETAIL BY REVENUE CATEGORY AND EXPENDITURE OBJECT	2014-15 ACTUAL	2015-16 ACTUAL	2016-17 RECOMMENDED BUDGET	2016-17 ADOPTED BUDGET
REVENUES				
LICENSES & PERMITS	304,967	384,072	350,000	350,000
MISCELLANEOUS REVENUES	24,102	50	0	0
TOTAL REVENUES	329,069	384,122	350,000	350,000
EXPENSES				
SALARIES & BENEFITS	219,742	187,632	344,998	305,398
SERVICES & SUPPLIES	40,730	44,088	45,450	45,450
OTHER CHARGES	4,058	9,444	14,885	14,885
TOTAL EXPENSES	264,531	241,164	405,333	365,733
NET COUNTY (COST)/RETURN	64,539	142,958	(55,333)	(15,733)

DESCRIPTION:

The building codes are mandated by California legislation and accepted by the general public as a method of ensuring fundamental safety and welfare of the community. The department enforces all building codes, responds to citizen inquiries, monitors violations and hazardous conditions, provides plan-checking services, issues building permits and provides inspection services on all phases of construction. The department provides staff support and works jointly with other County departments on matters of code compliance.

COUNTY OF GLENN
 DETAIL OF FINANCING SOURCES AND FINANCING USES
 GOVERNMENTAL FUNDS
 FISCAL YEAR 2016-17

BUDGET UNIT **01051020 BUILDING STANDARD ADMIN FEE** MATT GOMES, INTERIM
 FUNCTION PUBLIC PROTECTION PLANNING & PUBLIC WORKS
 ACTIVITY PROTECTION INSPECTION AGENCY DIRECTOR

DETAIL BY REVENUE CATEGORY AND EXPENDITURE OBJECT	2014-15 ACTUAL	2015-16 ACTUAL	2016-17 RECOMMENDED BUDGET	2016-17 ADOPTED BUDGET
REVENUES				
USE OF MONEY & PROPERTY	2	2	0	0
CHARGES FOR CURRENT SERVICES	108	139	0	0
TOTAL REVENUES	110	141	0	0
NET COUNTY (COST)/RETURN	110	141	0	0

DESCRIPTION:

This special revenue fund was established to track activities related to carrying out building standards, as defined in Health and Safety Code §18909, with emphasis placed on the development, adoption, publication, updating and educational efforts associated with green building standards. Each city or county shall collect a fee from any applicant for a building permit, assessed at the rate of \$4 per \$100,000 in valuation, as determined by the local building official.

COUNTY OF GLENN
 DETAIL OF FINANCING SOURCES AND FINANCING USES
 GOVERNMENTAL FUNDS
 FISCAL YEAR 2016-17

BUDGET UNIT **02210000 CUPA/UNDERGROUND STORAGE TANKS** MARCIE SKELTON
 FUNCTION PUBLIC PROTECTION AG COMMISSIONER
 ACTIVITY PROTECTION INSPECTION

DETAIL BY REVENUE CATEGORY AND EXPENDITURE OBJECT	2014-15 ACTUAL	2015-16 ACTUAL	2016-17 RECOMMENDED BUDGET	2016-17 ADOPTED BUDGET
REVENUES				
LICENSES & PERMITS	169,667	152,498	174,000	174,000
FINES, FORFEITURES & PENALTIES	761	130	3,000	3,000
USE OF MONEY & PROPERTY	867	899	700	700
INTERGOVERNMENTAL REVENUE	91,772	84,736	60,000	60,000
MISCELLANEOUS REVENUES	1,440	3,330	1,500	1,500
TOTAL REVENUES	264,507	241,593	239,200	239,200
EXPENSES				
SERVICES & SUPPLIES	252,728	218,160	274,275	274,275
OTHER CHARGES	3,755	997	830	830
TOTAL EXPENSES	256,483	219,157	275,105	275,105
NET COUNTY (COST)/RETURN	8,024	22,436	(35,905)	(35,905)

DESCRIPTION:

This fund is administered by the Glenn County Air Pollution Control District and is used to account for fees collected and expenses incurred for implementation of the County's Certified Unified Program that includes consolidation of six state regulatory programs in to one program.

COUNTY OF GLENN
 DETAIL OF FINANCING SOURCES AND FINANCING USES
 GOVERNMENTAL FUNDS
 FISCAL YEAR 2016-17

BUDGET UNIT **02224170 TRI COUNTY BEE** MARCIE SKELTON
 FUNCTION PUBLIC PROTECTION AG COMMISSIONER
 ACTIVITY PROTECTION INSPECTION

DETAIL BY REVENUE CATEGORY AND EXPENDITURE OBJECT	2014-15 ACTUAL	2015-16 ACTUAL	2016-17 RECOMMENDED BUDGET	2016-17 ADOPTED BUDGET
REVENUES				
USE OF MONEY & PROPERTY	10	8	3	3
CHARGES FOR CURRENT SERVICES	6,030	5,960	6,299	6,299
TOTAL REVENUES	6,040	5,968	6,302	6,302
EXPENSES				
SERVICES & SUPPLIES	247	261	260	260
OTHER CHARGES	6,032	6,035	6,042	6,042
TOTAL EXPENSES	6,279	6,296	6,302	6,302
NET COUNTY (COST)/RETURN	(240)	(327)	0	0

DESCRIPTION:

This budget reflects the efforts of the County to effectively communicate the location of bee hives to growers making an insecticide application. Notification is given to those in the vicinity of registered bee hives for the safety of bee populations. This tri-county effort includes: Butte, Glenn and Tehama counties.

COUNTY OF GLENN
 DETAIL OF FINANCING SOURCES AND FINANCING USES
 GOVERNMENTAL FUNDS
 FISCAL YEAR 2016-17

BUDGET UNIT **01012181 WATER RESOURCES** MARCIE SKELTON
 FUNCTION PUBLIC PROTECTION AG COMMISSIONER
 ACTIVITY PROTECTION INSPECTION

DETAIL BY REVENUE CATEGORY AND EXPENDITURE OBJECT	2014-15 ACTUAL	2015-16 ACTUAL	2016-17 RECOMMENDED BUDGET	2016-17 ADOPTED BUDGET
EXPENSES				
SALARIES & BENEFITS	0	108,698	181,660	181,660
SERVICES & SUPPLIES	0	2,695	0	0
SPECIAL ITEMS	0	10,000	10,000	10,000
TOTAL EXPENSES	0	121,392	191,660	191,660
NET COUNTY (COST)/RETURN	0	(121,392)	(191,660)	(191,660)

DESCRIPTION:

Fiscal year 2015-16 was the first year that Water Resources secured a separate budget from the Agricultural Commissioner's budget. This change has been very beneficial. Having a separate Water Resources budget allows a transparent analysis of the true cost associated with this vital public service. The anticipation of future budget needs of this department will be considered as the County becomes deeper involved with the implementation of the Sustainable Groundwater Management Act.

COUNTY OF GLENN
 DETAIL OF FINANCING SOURCES AND FINANCING USES
 GOVERNMENTAL FUNDS
 FISCAL YEAR 2016-17

BUDGET UNIT **01052182 WATER RESOURCES GRANT** MARCIE SKELTON
 FUNCTION PUBLIC PROTECTION AG COMMISSIONER
 ACTIVITY PROTECTION INSPECTION

DETAIL BY REVENUE CATEGORY AND EXPENDITURE OBJECT	2014-15 ACTUAL	2015-16 ACTUAL	2016-17 RECOMMENDED BUDGET	2016-17 ADOPTED BUDGET
REVENUES				
LICENSES & PERMITS	32,350	18,425	10,000	10,000
INTERGOVERNMENTAL REVENUE	0	0	200,000	200,000
TOTAL REVENUES	32,350	18,425	210,000	210,000
EXPENSES				
SALARIES & BENEFITS	0	0	10,000	10,000
SERVICES & SUPPLIES	10,530	6,117	200,000	200,000
TOTAL EXPENSES	10,530	6,117	210,000	210,000
NET COUNTY (COST)/RETURN	21,820	12,308	0	0

DESCRIPTION:

The Ground Water budget is funded through the Department of Water Resources and other governmental agencies for hydro geologic evaluations and the facilitation of ground water and coordinated management of water resources within the County.

COUNTY OF GLENN
 DETAIL OF FINANCING SOURCES AND FINANCING USES
 GOVERNMENTAL FUNDS
 FISCAL YEAR 2016-17

BUDGET UNIT 02260000 PLANNING & PUBLIC WORKS		MATT GOMES, INTERIM PLANNING & PUBLIC WORKS AGENCY DIRECTOR			
FUNCTION PUBLIC WAYS & FACILITIES					
ACTIVITY PUBLIC WAYS					
DETAIL BY REVENUE CATEGORY AND EXPENDITURE OBJECT		2014-15 ACTUAL	2015-16 ACTUAL	2016-17 RECOMMENDED BUDGET	2016-17 ADOPTED BUDGET
REVENUES					
USE OF MONEY & PROPERTY	40	(18)	0	0	0
CHARGES FOR CURRENT SERVICES	928,624	743,969	1,468,531	1,468,531	1,468,531
MISCELLANEOUS REVENUES	4,860	717	0	0	0
TOTAL REVENUES	933,525	744,668	1,468,531	1,468,531	1,468,531
EXPENSES					
SALARIES & BENEFITS	784,426	634,046	1,107,646	1,107,646	1,107,646
SERVICES & SUPPLIES	36,040	41,559	44,375	44,375	44,375
OTHER CHARGES	177,172	99,043	291,510	291,510	291,510
FIXED ASSETS	0	40,862	25,000	25,000	25,000
TOTAL EXPENSES	997,637	815,510	1,468,531	1,468,531	1,468,531
NET COUNTY (COST)/RETURN	(64,112)	(70,843)	0	0	0

DESCRIPTION:

The Planning and Public Works Agency is used to account for salaries & benefits and services & supplies incurred for the agency which includes Planning, Building Inspector, Code Enforcement, Facilities Maintenance, Road, Solid Waste, Orland & Willows Airports, Fleet Operations, Surveyor and Flood Control divisions in addition to several independent commissions and service districts. Costs are accumulated and charged to the various Planning and Public Works departments based on time sheet records. Indirect costs are allocated based on the number of employees per functions, relative budget size, direct costs of actual charges and time sheet information.

COUNTY OF GLENN
 DETAIL OF FINANCING SOURCES AND FINANCING USES
 GOVERNMENTAL FUNDS
 FISCAL YEAR 2016-17

BUDGET UNIT **01203012 ROAD CAPITAL CONSTRUCTION** MATT GOMES, INTERIM
 FUNCTION PUBLIC WAYS & FACILITIES PLANNING & PUBLIC WORKS
 ACTIVITY PUBLIC WAYS AGENCY DIRECTOR

DETAIL BY REVENUE CATEGORY AND EXPENDITURE OBJECT	2014-15 ACTUAL	2015-16 ACTUAL	2016-17 RECOMMENDED BUDGET	2016-17 ADOPTED BUDGET
REVENUES				
INTERGOVERNMENTAL REVENUE	2,365,462	0	0	0
OTHER FINANCING SOURCES	56,553	0	0	0
TOTAL REVENUES	2,422,015	0	0	0
EXPENSES				
SERVICES & SUPPLIES	2,625,172	1,828,023	0	0
TOTAL EXPENSES	2,625,172	1,828,023	0	0
NET COUNTY (COST)/RETURN	(203,158)	(1,828,023)	0	0

DESCRIPTION:

This budget unit was established to differentiate capital construction with restricted funding from road and bridge maintenance funding. It outlines funding restricted to specific projects pertaining to the Federal road projects and State Aid construction projects.

GLENN COUNTY PLANNING & PUBLIC WORKS AGENCY
2016-17 ROAD BUDGET BY CATEGORY

ADMINISTRATION	
PUBLIC WORKS ALLOCATION	375,000
COUNTY COST ALLOCATION	100,538
TOTAL ADMINISTRATION	475,538
MAINTENANCE	
ROADS & BRIDGES	3,216,412
STRUCTURES AND GROUNDS	25,000
FIXED ASSETS	510,500
TOTAL MAINTENANCE	3,751,912
CONSTRUCTION	
NEW ROAD CONSTRUCTION PROJECTS	0
STORM DRAIN PROJECT (CDBG)	240,031
STATE AID BRIDGE PROJECTS (FHWA)	2,939,487
FEDERAL BRIDGE PROJECTS (HBP)	80,622
FEDERAL SAFTEY PROJECTS (HSIP)	211,358
STATE TRANSPORTATION (STIP)	0
TOTAL CONSTRUCTION	3,471,498
 TOTAL ROAD BUDGET BY CATEGORY	 7,698,948

MAINTENANCE BY PROJECTS:

<u>ROADS AND BRIDGES</u>	
SIGNALS, SAFETY DEVICES, LIGHTING	250,000
PATCHING, PRUNING, BRUSHING	725,000
OVERLAY-SEALING	500,000
SNOW REMOVAL	94,030
STORM DAMAGE - FLOOD CONTROL	150,000
NOXIOUS WEED CONTROL	325,000
ROAD & BRIDGE MAINTENANCE	1,172,382
TOTAL ROADS AND BRIDGES	3,216,412
<u>STRUCTURES AND GROUNDS</u>	
ROAD	25,000
<u>FIXED ASSETS</u>	
NEW/USED - EQUIPMENT TRAILER	80,000
NEW/USED - TRAILER MOUNTED OIL DISTRIBUTOR	90,000
NEW/USED - 2-AXLE TRUCK-TRACTOR (LOW BOY)	95,500
NEW/USED - HEAVY DUTY TRUCK(S)	65,000
NEW/USED - 3-AXLE WITH DUMP BOX (10 WHEELER)	125,000
NEW/USED - MESSAGE BOARDS	35,000
NEW/USED - TRUCK MOUNTED ATTENUATOR	20,000
TOTAL FIXED ASSETS	510,500
TOTAL MAINTENANCE PROJECTS	3,751,912

GLENN COUNTY PLANNING & PUBLIC WORKS AGENCY
2016-17 ROAD BUDGET BY CATEGORY

CONSTRUCTION BY PROJECTS:

STORM DRAIN PROJECTS (CDBG)

CDBG	PIPELINE & GUTTERS-HAMILTON CITY 2013	240,031
TOTAL CDBG PROJECTS:		240,031

FEDERAL AID CONSTRUCTION - OFF SYSTEM BRIDGES

CR 67	HOWARD SLOUGH (4 SITES)	1,914,692
CR 35	WALKER & WILSON (2 SITES)	390,226
CR 200	BRANCH SALT CREEK (PE)	142,226
CR 303	S. FORK WILLOW CREEK (PE)	143,120
CR 305	WATSON CREEK (PE)	65,331
CR R	GLENN-COLUSA CANAL (PE)	138,175
CR 66	COLUSA DRAIN (PE)	145,717
TOTAL STIP PROJECTS:		2,939,487

FEDERAL BRIDGE PROJECTS (HBP)

R200ABR	ROAD 200A @ STONYPOND	80,622
TOTAL HBP PROJECTS:		80,622

FEDERAL SAFETY PROJECTS (HES or HSIP)

R5911028	ROAD 44 CULVERT REPLACEMENTS	211,358
TOTAL HES PROJECTS:		211,358

STATE TRANSPORTATION IMPROVEMENT PROGRAM (STIP)

		0
TOTAL STIP PROJECTS		0
TOTAL CONSTRUCTION PROJECTS		3,471,498

ROAD MAINTENANCE PROJECTS

3010XX63	GRIND & DOUBLE CHIP SEAL XX 1/2 & RD 63	24,677
3010CS2016	CRACK SEAL VARIOUS ROADWAYS	55,879
301033EM	GRADER PATCH CR 33 EAST OF M	11,392
301028EF	BOX PIPE APPROACH CR 28 EAST OF F	4,973
30103399	OVERLAY CR 33 FROM CR 99 TO CR J	31,269
3010306	OVERLAY CR 306 FROM ELK CREEK S 7MI	42,455
3010CS60	CHIP SEAL CR 60 FROM CR 99 TO 800' EAST	5,176
3010CSW62	DOUBLE CHIP SEAL CR W FROM CR 62 TO CR 64	46,094
3010CSZ	DOUBLE CHIP SEAL CR Z BETWEEN CR 67 & CR 70	20,233
3010CS70	CHIP SEAL CR 70 BETWEEN CR Z & CR YY	11,491
3010CSS	CHIP SEAL CR S BETWEEN SR32 & CR 21	36,540
301034	DRAINAGE PIPE INSTALL CR 34 300' EAST OF CR V	14,645
3010CSDD	CHIP SEAL CR DD FROM CR 200 TP CR 17	35,524
3010CSW61	DOUBLE CHIP SEAL CR W FROM CR 61 TO CR 62	59,018
3010CS65	DOUBLE CHIP SEAL CR 65 FROM CR D WEST 8100'	171,395
3010401	GRAVEL, GRADE & REPLACE PIPE CR 401	83,902
3010CRH	PIPE REPLACEMENT CR H SOUTH OF 68	2,546
3010CR6899	PIPE REPLACEMENT CR 68 EAST OF 99	15,173
VARIOUS	BRIDGE REPAIR / MAINTENANCE	250,000
VARIOUS	ADA & BRIDGE MAINTENANCE PROJECTS	250,000
TOTAL ROAD MAINTENANCE PROJECTS		1,172,382

This Page Intentionally Left Blank

COUNTY OF GLENN
 DETAIL OF FINANCING SOURCES AND FINANCING USES
 GOVERNMENTAL FUNDS
 FISCAL YEAR 2016-17

BUDGET UNIT **01203010 ROAD CONSTRUCTION & MAINT** MATT GOMES, INTERIM
 FUNCTION PUBLIC WAYS & FACILITIES PLANNING & PUBLIC WORKS
 ACTIVITY PUBLIC WAYS AGENCY DIRECTOR

DETAIL BY REVENUE CATEGORY AND EXPENDITURE OBJECT	2014-15 ACTUAL	2015-16 ACTUAL	2016-17 RECOMMENDED BUDGET	2016-17 ADOPTED BUDGET
REVENUES				
LICENSES & PERMITS	20,831	0	0	0
USE OF MONEY & PROPERTY	3,771	0	0	0
INTERGOVERNMENTAL REVENUE	2,869,776	0	0	0
CHARGES FOR CURRENT SERVICES	153,679	0	0	0
MISCELLANEOUS REVENUES	27,436	150	0	0
OTHER FINANCING SOURCES	3,528	0	0	0
TOTAL REVENUES	3,079,022	150	0	0
EXPENSES				
SALARIES & BENEFITS	1,636,678	1,703,309	1,839,294	0
SERVICES & SUPPLIES	974,024	800,316	0	0
OTHER CHARGES	48,121	7,654	96,560	0
FIXED ASSETS	0	33,924	0	0
TOTAL EXPENSES	2,658,822	2,545,203	1,935,854	0
NET COUNTY (COST)/RETURN	420,199	(2,545,053)	(1,935,854)	0

DESCRIPTION:

Glenn County maintains 862,190 miles of county roads of which approximately 700 miles are paved, numerous storm drainage ditches and culverts, over 200 bridges, traffic control systems and a fleet of heavy construction equipment. Primary funding for the maintenance of Glenn County roads is based on State Highway Users Fees (gas tax) that is distributed to Counties based on a formula of Maintained Road Mileage and the number of registered vehicles in the County. Other funding sources include Federal Forest Reserve timber receipts divided equally between County Schools and Roads, Federal ISTEA funds exchanged with the State of California based on a formula established in 1991, sales tax on fuel (AB2929/Prop 42), State Transportation Improvement Plan-STIP funding for road rehabilitation or road maintenance projects with a 10-year life cycle. No general fund money is used in maintaining Glenn County Roads.

COUNTY OF GLENN
 DETAIL OF FINANCING SOURCES AND FINANCING USES
 GOVERNMENTAL FUNDS
 FISCAL YEAR 2016-17

BUDGET UNIT **01201000 ROAD ENGINEERS**
 FUNCTION PUBLIC WAYS & FACILITIES
 ACTIVITY PUBLIC WAYS

MATT GOMES, INTERIM
 PLANNING & PUBLIC WORKS
 AGENCY DIRECTOR

DETAIL BY REVENUE CATEGORY AND EXPENDITURE OBJECT	2014-15 ACTUAL	2015-16 ACTUAL	2016-17 RECOMMENDED BUDGET	2016-17 ADOPTED BUDGET
REVENUES				
CHARGES FOR CURRENT SERVICES	73,583	0	0	0
MISCELLANEOUS REVENUES	192	0	0	0
TOTAL REVENUES	73,775	0	0	0
EXPENSES				
SALARIES & BENEFITS	235,779	310,332	453,026	0
SERVICES & SUPPLIES	72,028	40,102	0	0
OTHER CHARGES	1,846	5,203	11,387	0
TOTAL EXPENSES	309,652	355,637	464,413	0
NET COUNTY (COST)/RETURN	(235,877)	(355,637)	(464,413)	0

DESCRIPTION:

This budget unit was established for the purpose of capturing activities of the Planning & Public Works engineering division.

COUNTY OF GLENN
 DETAIL OF FINANCING SOURCES AND FINANCING USES
 GOVERNMENTAL FUNDS
 FISCAL YEAR 2016-17

BUDGET UNIT **01200000 ROAD FUND**
 FUNCTION PUBLIC WAYS & FACILITIES
 ACTIVITY PUBLIC WAYS

MATT GOMES, INTERIM
 PLANNING & PUBLIC WORKS
 AGENCY DIRECTOR

DETAIL BY REVENUE CATEGORY AND EXPENDITURE OBJECT	2014-15 ACTUAL	2015-16 ACTUAL	2016-17 RECOMMENDED BUDGET	2016-17 ADOPTED BUDGET
REVENUES				
LICENSES & PERMITS	0	13,936	20,500	20,500
USE OF MONEY & PROPERTY	4,716	5,279	4,104	4,104
INTERGOVERNMENTAL REVENUE	0	3,597,005	5,518,179	6,219,835
CHARGES FOR CURRENT SERVICES	0	456,635	375,000	385,204
MISCELLANEOUS REVENUES	0	33,512	5,000	5,000
OTHER FINANCING SOURCES	0	209,304	1,586,134	1,776,165
TOTAL REVENUES	4,716	4,315,670	7,508,917	8,410,808
EXPENSES				
SALARIES & BENEFITS	0	186,554	0	2,655,815
SERVICES & SUPPLIES	0	0	4,258,290	4,413,321
OTHER CHARGES	0	0	0	119,312
FIXED ASSETS	0	0	510,500	510,500
TOTAL EXPENSES	0	186,554	4,768,790	7,698,948
NET COUNTY (COST)/RETURN	4,716	4,129,117	2,740,127	711,860

DESCRIPTION:

Effective with fiscal year 2015-16 revenues from each of the Road programs were transferred from the individual budget units and placed in a combined budget unit for the fund.

COUNTY OF GLENN
 DETAIL OF FINANCING SOURCES AND FINANCING USES
 GOVERNMENTAL FUNDS
 FISCAL YEAR 2016-17

BUDGET UNIT **01203014 ROAD LOCAL TRANSPORTATION FUND** MATT GOMES, INTERIM
 FUNCTION PUBLIC WAYS & FACILITIES PLANNING & PUBLIC WORKS
 ACTIVITY PUBLIC WAYS AGENCY DIRECTOR

DETAIL BY REVENUE CATEGORY AND EXPENDITURE OBJECT	2014-15 ACTUAL	2015-16 ACTUAL	2016-17 RECOMMENDED BUDGET	2016-17 ADOPTED BUDGET
REVENUES				
USE OF MONEY & PROPERTY	2,348	3,139	0	0
INTERGOVERNMENTAL REVENUE	312,817	0	312,817	625,634
TOTAL REVENUES	315,165	3,139	312,817	625,634
EXPENSES				
OTHER FINANCING USES	0	0	1,536,134	1,536,134
TOTAL EXPENSES	0	0	1,536,134	1,536,134
NET COUNTY (COST)/RETURN	315,165	3,139	(1,223,317)	(910,500)

DESCRIPTION:

This fund was established as a tracking account for State and Federal projects to track pre-project expenditures that will be reimbursed in subsequent fiscal years.

COUNTY OF GLENN
 DETAIL OF FINANCING SOURCES AND FINANCING USES
 GOVERNMENTAL FUNDS
 FISCAL YEAR 2016-17

BUDGET UNIT **01202000 ROAD SHOP**
 FUNCTION PUBLIC WAYS & FACILITIES
 ACTIVITY PUBLIC WAYS

MATT GOMES, INTERIM
 PLANNING & PUBLIC WORKS
 AGENCY DIRECTOR

DETAIL BY REVENUE CATEGORY AND EXPENDITURE OBJECT	2014-15 ACTUAL	2015-16 ACTUAL	2016-17 RECOMMENDED BUDGET	2016-17 ADOPTED BUDGET
REVENUES				
CHARGES FOR CURRENT SERVICES	135,913	0	0	0
MISCELLANEOUS REVENUES	846	0	0	0
TOTAL REVENUES	136,759	0	0	0
EXPENSES				
SALARIES & BENEFITS	285,536	321,955	328,495	0
SERVICES & SUPPLIES	174,572	120,963	0	0
OTHER CHARGES	2,461	9,651	11,365	0
TOTAL EXPENSES	462,568	452,569	339,860	0
NET COUNTY (COST)/RETURN	(325,809)	(452,569)	(339,860)	0

DESCRIPTION:

This budget unit was established for the purpose of capturing activities of the Planning & Public Works road & heavy equipment mechanic division.

COUNTY OF GLENN
OPERATION OF INTERNAL SERVICE FUND
FISCAL YEAR 2016-17

BUDGET UNIT **02270000 CENTRAL SERVICES**
FUNCTION GENERAL GOVERNMENT
ACTIVITY OTHER GENERAL

EDWARD J. LAMB
DIRECTOR OF FINANCE

OPERATING DETAIL	2014-15 ACTUAL	2015-16 ACTUAL	2016-17 RECOMMENDED BUDGET	2016-17 ADOPTED BUDGET
OPERATING REVENUES				
CHARGES FOR SERVICES	0	2,947	3,569	3,569
MISCELLANEOUS REVENUES	20,307	20,295	25,000	25,000
TOTAL OPERATING REVENUES	20,307	23,242	28,569	28,569
OPERATING EXPENSES				
SALARIES & BENEFITS	0	0	0	0
SERVICES & SUPPLIES	23,465	23,410	28,458	28,458
OTHER CHARGES	0	80	111	111
DEPRECIATION	0	0	0	0
TOTAL OPERATING EXPENSES	23,465	23,490	28,569	28,569
OPERATING INCOME/(LOSS)	(3,158)	(248)	0	0
NON-OPERATING REVENUES/(EXPENSES)				
INTEREST INCOME	0	0	0	0
INTEREST EXPENSE	0	0	0	0
GAIN (LOSS) ON SALE OF FIXED ASSETS	0	0	0	0
TOTAL NON-OPERATING REVENUES/(EXPENSES)	0	0	0	0
INCOME BEFORE CAPTIAL				
CONTRIBUTIONS AND TRANSFERS	(3,158)	(248)	0	0
CAPITAL CONTRIBUTIONS				
TRANSFERS IN/(OUT)	0	0	0	0
	3,077	0	0	0
CHANGE IN NET ASSETS	(81)	(248)	0	0
NET ASSETS - BEGINNING BALANCE	632	551	303	303
NET ASSETS - ENDING BALANCE	551	303	303	303
MEMO: CAPITAL ASSETS	0	0	0	0

DESCRIPTION:

The Central Services internal service fund is used to account for centralized equipment related expenses including postage meter, copy machines, telephone equipment and some computer expenses. Expenses are accumulated and charged to the various county departments based on use.

COUNTY OF GLENN
OPERATION OF INTERNAL SERVICE FUND
FISCAL YEAR 2016-17

BUDGET UNIT **02261120 COUNTY FACILITIES INTERNAL SERVICE FUND** MATT GOMES, INTERIM
FUNCTION PUBLIC WAYS & FACILITIES PLANNING & PUBLIC WORKS
ACTIVITY OTHER GENERAL AGENCY DIRECTOR

OPERATING DETAIL	2014-15 ACTUAL	2015-16 ACTUAL	2016-17 RECOMMENDED BUDGET	2016-17 ADOPTED BUDGET
OPERATING REVENUES				
CHARGES FOR SERVICES	877,676	1,117,560	1,174,777	1,138,204
MISCELLANEOUS REVENUES	13,035	2,896	0	0
TOTAL OPERATING REVENUES	890,711	1,120,456	1,174,777	1,138,204
OPERATING EXPENSES				
SALARIES & BENEFITS	879,515	0	0	0
SERVICES & SUPPLIES	215,293	1,115,215	1,138,456	1,138,456
OTHER CHARGES	0	25,739	36,321	36,321
DEPRECIATION	0	0	0	0
TOTAL OPERATING EXPENSES	1,094,808	1,140,954	1,174,777	1,174,777
OPERATING INCOME/(LOSS)	(204,097)	(20,498)	0	(36,573)
NON-OPERATING REVENUES/(EXPENSES)				
INTEREST INCOME	498	514	0	0
INTEREST EXPENSE	0	0	0	0
GAIN (LOSS) ON SALE OF FIXED ASSETS	0	0	0	0
TOTAL NON-OPERATING REVENUES/(EXPENSES)	498	514	0	0
INCOME BEFORE CAPTIAL CONTRIBUTIONS AND TRANSFERS				
	(203,599)	(19,984)	0	(36,573)
CAPITAL CONTRIBUTIONS TRANSFERS IN/(OUT)				
	0	0	0	0
	376,354	(6,476)	0	0
CHANGE IN NET ASSETS	172,755	(26,460)	0	(36,573)
NET ASSETS - BEGINNING BALANCE	88,218	260,973	234,513	234,513
NET ASSETS - ENDING BALANCE	260,973	234,513	234,513	197,940
MEMO: CAPITAL ASSETS	0	0	0	0

DESCRIPTION:

The County Facilities internal service fund was created in order to direct charge departments for services provided by the Planning & Public Works Facilities division. Separating direct charges services from general county expenses will reduce the activities in the countywide A-87 cost allocation plan and will provide departments the ability to pay for services in the same year the services were provided.

COUNTY OF GLENN
 OPERATION OF INTERNAL SERVICE FUND
 FISCAL YEAR 2016-17

BUDGET UNIT **02280000 DATA PROCESSING INTERNAL SERVICE FUND**
 FUNCTION GENERAL GOVERNMENT
 ACTIVITY OTHER GENERAL

EDWARD J. LAMB
 DIRECTOR OF FINANCE

OPERATING DETAIL	2014-15 ACTUAL	2015-16 ACTUAL	2016-17 RECOMMENDED BUDGET	2016-17 ADOPTED BUDGET
OPERATING REVENUES				
CHARGES FOR SERVICES	696,055	684,004	879,267	879,267
MISCELLANEOUS REVENUES	0	0	0	0
TOTAL OPERATING REVENUES	696,055	684,004	879,267	879,267
OPERATING EXPENSES				
SALARIES & BENEFITS	0	0	0	0
SERVICES & SUPPLIES	692,282	681,550	843,459	843,459
OTHER CHARGES	0	0	5,808	5,808
DEPRECIATION	40,407	42,861	57,284	57,284
TOTAL OPERATING EXPENSES	732,689	724,411	906,551	906,551
OPERATING INCOME/(LOSS)	(36,634)	(40,407)	(27,284)	(27,284)
NON-OPERATING REVENUES/(EXPENSES)				
INTEREST INCOME	0	0	0	0
INTEREST EXPENSE	0	0	0	0
GAIN (LOSS) ON SALE OF FIXED ASSETS	0	0	0	0
TOTAL NON-OPERATING REVENUES/(EXPENSES)	0	0	0	0
INCOME BEFORE CAPTIAL CONTRIBUTIONS AND TRANSFERS	(36,634)	(40,407)	(27,284)	(27,284)
CAPITAL CONTRIBUTIONS TRANSFERS IN/(OUT)	0	0	0	0
CHANGE IN NET ASSETS	(36,634)	(40,407)	(27,284)	(27,284)
NET ASSETS - BEGINNING BALANCE	36,634	0	(40,407)	(40,407)
NET ASSETS - ENDING BALANCE	0	(40,407)	(67,691)	(67,691)
MEMO: CAPITAL ASSETS	6,594	0	30,000	30,000

DESCRIPTION:

The Information Services Committee created the Data Processing internal service fund to assist with integrating and updating the County's various computer systems. Departments are direct billed for computer related expenses. Separating direct charges services from general county expenses reduces the activities included in the countywide A-87 cost allocation plan and provides departments the ability to pay for services in the same year the services were provided.

COUNTY OF GLENN
 OPERATION OF INTERNAL SERVICE FUND
 FISCAL YEAR 2016-17

BUDGET UNIT **02200000 FLEET OPERATIONS**
 FUNCTION GENERAL GOVERNMENT
 ACTIVITY OTHER GENERAL

MATT GOMES, INTERIM
 PLANNING & PUBLIC WORKS
 AGENCY DIRECTOR

OPERATING DETAIL	2014-15 ACTUAL	2015-16 ACTUAL	2016-17 RECOMMENDED BUDGET	2016-17 ADOPTED BUDGET
OPERATING REVENUES				
CHARGES FOR SERVICES	507,649	478,540	512,500	512,500
MISCELLANEOUS REVENUES	3,693	2,825	3,000	3,000
OTHER REVENUES	13,000	0	0	0
TOTAL OPERATING REVENUES	524,342	481,365	515,500	515,500
OPERATING EXPENSES				
SALARIES & BENEFITS	370,224	0	0	0
SERVICES & SUPPLIES	138,141	474,238	535,571	535,571
OTHER CHARGES	7,361	9,006	9,128	9,128
DEPRECIATION	6,011	6,011	15,000	15,000
TOTAL OPERATING EXPENSES	521,737	489,256	559,699	559,699
OPERATING INCOME/(LOSS)	2,605	(7,891)	(44,199)	(44,199)
NON-OPERATING REVENUES/(EXPENSES)				
INTEREST INCOME	341	421	0	0
INTEREST EXPENSE	0	0	0	0
GAIN (LOSS) ON SALE OF FIXED ASSETS	0	0	0	0
TOTAL NON-OPERATING REVENUES/(EXPENSES)	341	421	0	0
INCOME BEFORE CAPITAL CONTRIBUTIONS AND TRANSFERS	2,946	(7,470)	(44,199)	(44,199)
CAPITAL CONTRIBUTIONS	0	0	0	0
TRANSFERS IN/(OUT)	0	0	0	0
CHANGE IN NET ASSETS	2,946	(7,470)	(44,199)	(44,199)
NET ASSETS - BEGINNING BALANCE	233,585	236,531	229,061	229,061
NET ASSETS - ENDING BALANCE	236,531	229,061	184,862	184,862
MEMO: CAPITAL ASSETS	0	0	10,000	10,000

DESCRIPTION:

Costs of operation and maintenance of all light fleet vehicles are recovered on a per-mile fee charge based on a minimum of 600 miles per month. Fleet Management's primary objective is to control the overall cost of operating the County fleet of vehicles and equipment in a manner that extends their useful life. Fleet Operations is responsible for managing the County's light, heavy and equipment fleet, providing reliable and safe transportation, purchasing vehicles to meet the operational needs of departments, maintaining, servicing and repairing vehicles and monitoring the use of vehicles in accordance with policies established by the Board of Supervisors. Mileage rates, along with shop rates, are adjusted annually to reflect the actual cost of maintaining fleet vehicles.

COUNTY OF GLENN
 OPERATION OF INTERNAL SERVICE FUND
 FISCAL YEAR 2016-17

BUDGET UNIT **02250000 HEALTH SERVICES ADMINISTRATION** CHRISTINE ZOPPI
 FUNCTION HEALTH & SANITATION HEALTH & HUMAN SERVICES
 ACTIVITY ADMINISTRATION AGENCY DIRECTOR

OPERATING DETAIL	2014-15 ACTUAL	2015-16 ACTUAL	2016-17 RECOMMENDED BUDGET	2016-17 ADOPTED BUDGET
OPERATING REVENUES				
CHARGES FOR SERVICES	263,023	0	0	0
MISCELLANEOUS REVENUES	2,405	0	0	0
TOTAL OPERATING REVENUES	265,428	0	0	0
OPERATING EXPENSES				
SALARIES & BENEFITS	29,025	0	0	0
SERVICES & SUPPLIES	56,797	0	0	0
OTHER CHARGES	0	0	0	0
DEPRECIATION	6,537	0	0	0
TOTAL OPERATING EXPENSES	92,359	0	0	0
OPERATING INCOME/(LOSS)	173,069	0	0	0
NON-OPERATING REVENUES/(EXPENSES)				
INTEREST INCOME	0	0	0	0
INTEREST EXPENSE	0	0	0	0
GAIN (LOSS) ON SALE OF FIXED ASSETS	0	0	0	0
TOTAL NON-OPERATING REVENUES/(EXPENSES)	0	0	0	0
INCOME BEFORE CAPTIAL				
CONTRIBUTIONS AND TRANSFERS	0	0	0	0
CAPITAL CONTRIBUTIONS	0	0	0	0
TRANSFERS IN/(OUT)	(176,834)	0	0	0
CHANGE IN NET ASSETS	(3,765)	0	0	0
NET ASSETS - BEGINNING BALANCE	3,765	0	0	0
NET ASSETS - ENDING BALANCE	0	0	0	0
MEMO: CAPITAL ASSETS	0	0	0	0

DESCRIPTION:

This was an accounting budget to allow for distribution of costs across the separate budget divisions of the Health Services Agency. Services that were provided across all budget units were captured in this budget and distributed across the appropriate budgets based upon the amount of overhead required by each budget unit.

COUNTY OF GLENN
OPERATION OF INTERNAL SERVICE FUND
FISCAL YEAR 2016-17

BUDGET UNIT **02240000 HUMAN RESOURCE AGENCY** CHRISTINE ZOPPI
FUNCTION PUBLIC ASSISTANCE HEALTH & HUMAN SERVICES
ACTIVITY ADMINISTRATION AGENCY DIRECTOR

	2014-15	2015-16	2016-17	2016-17
OPERATING DETAIL	ACTUAL	ACTUAL	RECOMMENDED	ADOPTED
			BUDGET	BUDGET
OPERATING REVENUES				
CHARGES FOR SERVICES	0	0	0	0
MISCELLANEOUS REVENUES	0	0	0	0
TOTAL OPERATING REVENUES	0	0	0	0
OPERATING EXPENSES				
SALARIES & BENEFITS	0	0	0	0
SERVICES & SUPPLIES	10,059	0	0	0
OTHER CHARGES	0	0	0	0
TOTAL OPERATING EXPENSES	10,059	0	0	0
OPERATING INCOME/(LOSS)	(10,059)	0	0	0
NON-OPERATING REVENUES/(EXPENSES)				
INTEREST INCOME	0	0	0	0
GAIN (LOSS) ON SALE OF FIXED ASSETS	0	0	0	0
TOTAL NON-OPERATING REVENUES/(EXPENSES)	0	0	0	0
INCOME BEFORE CAPITAL CONTRIBUTIONS AND TRANSFERS				
CONTRIBUTIONS AND TRANSFERS	(10,059)	0	0	0
CAPITAL CONTRIBUTIONS				
TRANSFERS IN/(OUT)	0	0	0	0
CHANGE IN NET ASSETS	(10,059)	0	0	0
NET ASSETS - BEGINNING BALANCE	10,059	0	0	0
NET ASSETS - ENDING BALANCE	0	0	0	0
MEMO: CAPITAL ASSETS	0	0	0	0

DESCRIPTION:

The creation of the Human Resource Agency as a consolidation of the County Social Services Department and the Community Action Agency continues to be a viable and appropriate approach to meeting the needs of the residents of the county. HRA was specifically created to address revenue and expenditure activities that are common to both divisions, creating an administrative umbrella that function very well for the provision of social and self-sufficiency services. HRA draws all revenue from the two divisions. Expenditures are split between the two divisions based on agreed upon allocations and methodologies such as time studies, square footage, etc. Overhead allocations for Willows and Orland were split to reflect separate allocation methodologies specific to each site. No fixed assets are purchased through the HRA budget unit.

COUNTY OF GLENN
OPERATION OF INTERNAL SERVICE FUND
FISCAL YEAR 2016-17

BUDGET UNIT **02190000 SERVICE CENTER EQUIPMENT RESERVE**
FUNCTION GENERAL GOVERNMENT
ACTIVITY OTHER GENERAL

MATT GOMES, INTERIM
PLANNING & PUBLIC WORKS
AGENCY DIRECTOR

OPERATING DETAIL	2014-15 ACTUAL	2015-16 ACTUAL	2016-17 RECOMMENDED BUDGET	2016-17 ADOPTED BUDGET
OPERATING REVENUES				
CHARGES FOR CURRENT SERVICES	256,279	299,262	329,000	329,000
TOTAL OPERATING REVENUES	256,279	299,262	329,000	329,000
OPERATING EXPENSES				
SALARIES & BENEFITS	0	0	0	0
SERVICES & SUPPLIES	0	0	0	0
OTHER CHARGES	16,349	1,201	10,000	10,000
DEPRECIATION	245,482	237,875	0	0
TOTAL OPERATING EXPENSES	261,831	239,076	10,000	10,000
OPERATING INCOME/(LOSS)	(5,552)	60,186	319,000	319,000
NON-OPERATING REVENUES/(EXPENSES)				
INTEREST INCOME	2,634	3,265	0	0
OTHER NON-OPERATING REVENUES	4,700	0	0	0
INTEREST EXPENSE	(213)	(10)	0	0
GAIN (LOSS) ON SALE OF FIXED ASSETS	56,116	23,116	13,000	13,000
TOTAL NON-OPERATING REVENUES/(EXPENSES)	63,237	26,371	13,000	13,000
INCOME BEFORE CAPITAL CONTRIBUTIONS AND TRANSFERS	57,685	86,557	332,000	332,000
CAPITAL CONTRIBUTIONS	0	0	0	0
TRANSFERS IN/(OUT)	0	0	0	0
CHANGE IN NET ASSETS	57,685	86,557	332,000	332,000
NET ASSETS - BEGINNING BALANCE	1,074,895	1,132,580	1,219,137	1,219,137
NET ASSETS - ENDING BALANCE	1,132,580	1,219,137	1,551,137	1,551,137
MEMO: CAPITAL ASSETS	156,441	209,883	321,000	321,000

DESCRIPTION:

A vehicle replacement program determines the replacement date for fleet vehicles. The criteria for vehicle replacement include age, mileage usage and maintenance costs. Replacement values are recovered the same as operations and maintenance on a per-mile fee charge based on a minimum of 600 miles per month. The fee structure is evaluated annually to reflect the current replacement costs of the class of vehicle. The Board of Supervisors must approve all replacement and additional fleet vehicles. Departments or agencies adding vehicles to the county vehicle fleet must provide the initial funding to purchase the vehicle.

COUNTY OF GLENN
 DETAIL OF FINANCING SOURCES AND FINANCING USES
 GOVERNMENTAL FUNDS
 FISCAL YEAR 2016-17

BUDGET UNIT **05010000 ARTOIS FIRE DISTRICT**
 FUNCTION PUBLIC PROTECTION
 ACTIVITY FIRE PROTECTION

ROY SEILER, SECRETARY
 BOARD OF DIRECTORS

DETAIL BY REVENUE CATEGORY AND EXPENDITURE OBJECT	2014-15 ACTUAL	2015-16 ACTUAL	2016-17 RECOMMENDED BUDGET	2016-17 ADOPTED BUDGET
REVENUES				
TAXES	43,378	50,290	49,000	49,000
USE OF MONEY & PROPERTY	1,384	788	300	300
INTERGOVERNMENTAL REVENUE	2,626	2,900	2,935	2,935
CHARGES FOR CURRENT SERVICES	27,682	27,667	28,000	28,000
TOTAL REVENUES	75,070	81,644	80,235	80,235
EXPENSES				
SALARIES & BENEFITS	7,236	5,952	7,500	7,500
SERVICES & SUPPLIES	34,339	32,509	53,810	62,910
OTHER CHARGES	2,688	2,504	2,400	2,650
CONTINGENCY	0	0	5,000	5,000
TOTAL EXPENSES	44,263	40,965	68,710	78,060
NET COUNTY (COST)/RETURN	30,807	40,679	11,525	2,175

DESCRIPTION:

The Artois Fire District was organized pursuant to §14400 of the Health and Safety code of the State of California by the County Board of Supervisors. The District was formed for the purpose of affording fire protection, rescue, emergency medical and other services relating to the protection of lives and property to the residents within its boundaries. The District is primarily funded by property tax and special tax assessment revenues and is staffed by volunteer personnel who perform services for the District without expectation of financial compensation.

COUNTY OF GLENN
 DETAIL OF FINANCING SOURCES AND FINANCING USES
 GOVERNMENTAL FUNDS
 FISCAL YEAR 2016-17

BUDGET UNIT **05210000 AIR POLLUTION CONTROL** MARCIE SKELTON
 FUNCTION PUBLIC PROTECTION AG COMMISSIONER
 ACTIVITY PROTECTION INSPECTION

DETAIL BY REVENUE CATEGORY AND EXPENDITURE OBJECT	2014-15 ACTUAL	2015-16 ACTUAL	2016-17 RECOMMENDED BUDGET	2016-17 ADOPTED BUDGET
REVENUES				
LICENSES & PERMITS	199,368	170,209	175,000	175,000
FINES, FORFEITURES & PENALTIES	5,925	5,450	6,000	6,000
USE OF MONEY & PROPERTY	579	501	400	400
INTERGOVERNMENTAL REVENUE	87,485	82,175	81,700	81,700
CHARGES FOR CURRENT SERVICES	335,822	299,940	372,050	372,050
MISCELLANEOUS REVENUES	2,602	0	0	0
TOTAL REVENUES	631,782	558,275	635,150	635,150
EXPENSES				
SALARIES & BENEFITS	536,447	541,133	579,024	579,024
SERVICES & SUPPLIES	48,477	39,489	42,728	42,728
OTHER CHARGES	66,499	24,880	76,004	76,004
OTHER FINANCING USES	0	1,564	1,564	1,564
TOTAL EXPENSES	651,422	607,066	699,320	699,320
NET COUNTY (COST)/RETURN	(19,641)	(48,791)	(64,170)	(64,170)

DESCRIPTION:

The federal government, primarily through the Environmental Protection Agency, sets standards, oversees state and local actions and implements programs for toxic air pollutants, heavy-duty trucks, locomotives, ships, aircraft, off-road diesel equipment and some types of industrial equipment. State government, through the Air Resources Board and Bureau of Automotive Repair, sets more stringent state standards, oversees local actions and implements programs for motor vehicle emissions, fuels and smog checks.

COUNTY OF GLENN
 DETAIL OF FINANCING SOURCES AND FINANCING USES
 GOVERNMENTAL FUNDS
 FISCAL YEAR 2016-17

BUDGET UNIT **05210241 AIR POLLUTION VEHICLE REGISTRATION** MARCIE SKELTON
 FUNCTION PUBLIC PROTECTION AG COMMISSIONER
 ACTIVITY PROTECTION INSPECTION

DETAIL BY REVENUE CATEGORY AND EXPENDITURE OBJECT	2014-15 ACTUAL	2015-16 ACTUAL	2016-17 RECOMMENDED BUDGET	2016-17 ADOPTED BUDGET
REVENUES				
USE OF MONEY & PROPERTY	217	240	200	200
INTERGOVERNMENTAL REVENUE	107,376	101,142	107,000	107,000
MISCELLANEOUS REVENUES	0	0	993	993
TOTAL REVENUES	107,593	101,382	108,193	108,193
EXPENSES				
SERVICES & SUPPLIES	4,596	5,535	10,375	10,375
OTHER CHARGES	97,407	93,397	122,000	122,000
TOTAL EXPENSES	102,003	98,932	132,375	132,375
NET COUNTY (COST)/RETURN	5,590	2,450	(24,182)	(24,182)

DESCRIPTION:

Since 1991, local governments have received AB 2766 funds to implement programs that reduce air pollution from motor vehicles. A Motor Vehicle Registration fee surcharge is collected by the Department of Motor Vehicles and subvended to the Glenn County Air Pollution Control District. The AB 2766 Subvention Program provides a funding source for air district to meet the requirements of federal and state Clean Air Acts. The legislation creating this revenue source provides for oversight of the use of these monies by local governments. Air districts that receive AB 2766 monies report annually to the California Air Resources Board on the use and results of the programs funded by the fees.

COUNTY OF GLENN
 DETAIL OF FINANCING SOURCES AND FINANCING USES
 GOVERNMENTAL FUNDS
 FISCAL YEAR 2016-17

BUDGET UNIT **05022010 BAYLISS FIRE DISTRICT**
 FUNCTION PUBLIC PROTECTION
 ACTIVITY FIRE PROTECTION

CARL FUNKE, SECRETARY
 BOARD OF DIRECTORS

DETAIL BY REVENUE CATEGORY AND EXPENDITURE OBJECT	2014-15 ACTUAL	2015-16 ACTUAL	2016-17 RECOMMENDED BUDGET	2016-17 ADOPTED BUDGET
REVENUES				
TAXES	8,856	9,787	9,300	9,300
USE OF MONEY & PROPERTY	166	196	100	100
INTERGOVERNMENTAL REVENUE	636	704	675	675
CHARGES FOR CURRENT SERVICES	11,934	11,904	11,900	11,900
MISCELLANEOUS REVENUES	0	0	43	43
TOTAL REVENUES	21,593	22,591	22,018	22,018
EXPENSES				
SALARIES & BENEFITS	5,321	4,474	4,663	4,663
SERVICES & SUPPLIES	10,467	5,215	18,007	18,007
OTHER CHARGES	655	619	575	575
TOTAL EXPENSES	16,444	10,307	23,245	23,245
NET COUNTY (COST)/RETURN	5,150	12,284	(1,227)	(1,227)

DESCRIPTION:

The Hamilton-Bayliss Fire District was organized pursuant to §14400 of the Health and Safety code of the State of California by the County Board of Supervisors. On November 21, 1995 the Board of Supervisors split the District in to two separate districts forming the Hamilton Fire District and the Bayliss Fire District. The District was formed for the purpose of affording fire protection, rescue, emergency medical and other services relating to the protection of lives and property to the residents within its boundaries. The District is primarily funded by property tax and special tax assessment revenues and is staffed by volunteer personnel who perform services for the District without expectation of financial compensation.

COUNTY OF GLENN
 DETAIL OF FINANCING SOURCES AND FINANCING USES
 GOVERNMENTAL FUNDS
 FISCAL YEAR 2016-17

BUDGET UNIT **05211000 CARL MOYER PROGRAM** MARCIE SKELTON
 FUNCTION PUBLIC PROTECTION AG COMMISSIONER
 ACTIVITY OTHER PROTECTION

DETAIL BY REVENUE CATEGORY AND EXPENDITURE OBJECT	2014-15 ACTUAL	2015-16 ACTUAL	2016-17 RECOMMENDED BUDGET	2016-17 ADOPTED BUDGET
REVENUES				
USE OF MONEY & PROPERTY	305	378	150	150
INTERGOVERNMENTAL REVENUE	209,414	232,479	250,000	250,000
TOTAL REVENUES	209,719	232,856	250,150	250,150
EXPENSES				
SERVICES & SUPPLIES	234,532	255,145	300,150	300,150
TOTAL EXPENSES	234,532	255,145	300,150	300,150
NET COUNTY (COST)/RETURN	(24,813)	(22,288)	(50,000)	(50,000)

DESCRIPTION:

The Carl Moyer Memorial Air Quality Standards Attainment Program (Carl Moyer Program) provides grant funding for cleaner-than-required engines and equipment. Local air districts administer these grants and select which projects to fund. The California Air Resources Board works collaboratively with the districts and other stakeholders to set guidelines and ensure the program reduces pollution and provides cleaner air for Californians. The Carl Moyer Program achieves reductions in emissions of key pollutants which are necessary for California to meet its clean air commitments under regulatory requirements. Participants in the Carl Moyer Program enter into contracts with air districts that span more than one fiscal year. Administrative costs in this program are covered by the Carl Moyer grants.

COUNTY OF GLENN
 DETAIL OF FINANCING SOURCES AND FINANCING USES
 GOVERNMENTAL FUNDS
 FISCAL YEAR 2016-17

BUDGET UNIT **05022000 HAMILTON FIRE DISTRICT** DAN JAMES
 FUNCTION PUBLIC PROTECTION FIRE CHIEF, SECRETARY
 ACTIVITY FIRE PROTECTION

DETAIL BY REVENUE CATEGORY AND EXPENDITURE OBJECT	2014-15 ACTUAL	2015-16 ACTUAL	2016-17 RECOMMENDED BUDGET	2016-17 ADOPTED BUDGET
REVENUES				
TAXES	19,727	21,533	21,200	21,200
USE OF MONEY & PROPERTY	394	545	100	100
INTERGOVERNMENTAL REVENUE	107,291	150,442	4,030	4,030
CHARGES FOR CURRENT SERVICES	216,665	217,646	219,700	219,700
MISCELLANEOUS REVENUES	1,873	812	0	0
TOTAL REVENUES	345,950	390,978	245,030	245,030
EXPENSES				
SALARIES & BENEFITS	194,286	205,836	131,890	168,240
SERVICES & SUPPLIES	98,374	96,490	99,381	97,200
OTHER CHARGES	14,668	14,091	15,035	15,035
CONTINGENCY	0	0	1,500	1,500
TOTAL EXPENSES	307,328	316,418	247,806	281,975
NET COUNTY (COST)/RETURN	38,622	74,561	(2,776)	(36,945)

DESCRIPTION:

The Hamilton-Bayliss Fire District was organized pursuant to §14400 of the Health and Safety code of the State of California by the County Board of Supervisors. On November 21, 1995 the Board of Supervisors split the District in to two separate districts forming the Hamilton Fire District and the Bayliss Fire District. The District was formed for the purpose of affording fire protection, rescue, emergency medical and other services relating to the protection of lives and property to the residents within its boundaries. The District is primarily funded by property tax and special tax assessment revenues and is staffed by both paid and volunteer personnel.

COUNTY OF GLENN
 DETAIL OF FINANCING SOURCES AND FINANCING USES
 GOVERNMENTAL FUNDS
 FISCAL YEAR 2016-17

BUDGET UNIT **05022001 HAMILTON FIRE FEDERAL ENGINE** DAN JAMES
 FUNCTION PUBLIC PROTECTION FIRE CHIEF, SECRETARY
 ACTIVITY FIRE PROTECTION

DETAIL BY REVENUE CATEGORY AND EXPENDITURE OBJECT	2014-15 ACTUAL	2015-16 ACTUAL	2016-17 RECOMMENDED BUDGET	2016-17 ADOPTED BUDGET
REVENUES				
MISCELLANEOUS REVENUES	0	0	19,000	19,000
TOTAL REVENUES	0	0	19,000	19,000
EXPENSES				
SERVICES & SUPPLIES	0	0	19,000	19,000
TOTAL EXPENSES	0	0	19,000	19,000
NET COUNTY (COST)/RETURN	0	0	0	0

DESCRIPTION:

This budget unit was established specifically to track the activity related to a Federal funded fire engine for the Hamilton City Fire Protection District.

COUNTY OF GLENN
 DETAIL OF FINANCING SOURCES AND FINANCING USES
 GOVERNMENTAL FUNDS
 FISCAL YEAR 2016-17

BUDGET UNIT **05140000 N. WILLOWS COUNTY SERVICE AREA** MATT GOMES, INTERIM
 FUNCTION PUBLIC PROTECTION PLANNING & PUBLIC WORKS
 ACTIVITY FLOOD CONTROL, SOIL & WATER AGENCY DIRECTOR

DETAIL BY REVENUE CATEGORY AND EXPENDITURE OBJECT	2014-15 ACTUAL	2015-16 ACTUAL	2016-17 RECOMMENDED BUDGET	2016-17 ADOPTED BUDGET
REVENUES				
TAXES	13,937	12,914	13,825	13,825
USE OF MONEY & PROPERTY	106	140	75	75
INTERGOVERNMENTAL REVENUE	157	135	150	150
CHARGES FOR CURRENT SERVICES	19,716	19,751	19,750	19,750
MISCELLANEOUS REVENUES	0	0	317	317
TOTAL REVENUES	33,916	32,939	34,117	34,117
EXPENSES				
SERVICES & SUPPLIES	28,317	19,505	67,406	67,406
OTHER CHARGES	1,411	1,211	1,000	1,000
TOTAL EXPENSES	29,728	20,716	68,406	68,406
NET COUNTY (COST)/RETURN	4,188	12,223	(34,289)	(34,289)

DESCRIPTION:

Glenn County Planning and Public Works Agency maintains a storm drainage system located within the boundaries of the City of Willows and the County of Glenn. The system consists of a retention basin, various levees, drainage channels and ditches, pipelines, pumping stations and other related storm drainage items. Revenues to operate the district are derived from property taxes and special assessments for areas within the district that receive direct benefit. An advisory committee is in place to advise the Board of Supervisors as to system efficiencies and upgrades.

During the storm season of October through April of every year Road Department staff operates, inspects and monitors the drainage system of the district. The system is monitored and adjusted as needed for maximum efficiency with staff available on a standby basis for emergencies that may occur.

COUNTY OF GLENN
 DETAIL OF FINANCING SOURCES AND FINANCING USES
 GOVERNMENTAL FUNDS
 FISCAL YEAR 2016-17

BUDGET UNIT **05110000 STORM DRAIN MAINTENANCE #1**
 FUNCTION PUBLIC PROTECTION
 ACTIVITY FLOOD CONTROL, SOIL & WATER

MATT GOMES, INTERIM
 PLANNING & PUBLIC WORKS
 AGENCY DIRECTOR

DETAIL BY REVENUE CATEGORY AND EXPENDITURE OBJECT	2014-15 ACTUAL	2015-16 ACTUAL	2016-17 RECOMMENDED BUDGET	2016-17 ADOPTED BUDGET
REVENUES				
TAXES	1,051	(3,897)	535	535
USE OF MONEY & PROPERTY	15	(10)	50	50
INTERGOVERNMENTAL REVENUE	12	(53)	6	6
MISCELLANEOUS REVENUES	0	0	87	87
TOTAL REVENUES	1,078	(3,960)	678	678
EXPENSES				
SERVICES & SUPPLIES	5,681	3,610	3,970	3,970
OTHER CHARGES	232	(40)	50	50
TOTAL EXPENSES	5,913	3,570	4,020	4,020
NET COUNTY (COST)/RETURN	(4,835)	(7,530)	(3,342)	(3,342)

DESCRIPTION:

Storm Drainage Maintenance District #1 provides a storm drainage system for residents East of and including a portion of the City of Orland.

COUNTY OF GLENN
 DETAIL OF FINANCING SOURCES AND FINANCING USES
 GOVERNMENTAL FUNDS
 FISCAL YEAR 2016-17

BUDGET UNIT **05130000 STORM DRAIN MAINT DISTRICT #3** MATT GOMES, INTERIM
 FUNCTION PUBLIC PROTECTION PLANNING & PUBLIC WORKS
 ACTIVITY FLOOD CONTROL, SOIL & WATER AGENCY DIRECTOR

DETAIL BY REVENUE CATEGORY AND EXPENDITURE OBJECT	2014-15 ACTUAL	2015-16 ACTUAL	2016-17 RECOMMENDED BUDGET	2016-17 ADOPTED BUDGET
REVENUES				
TAXES	5,233	5,952	5,800	5,800
USE OF MONEY & PROPERTY	189	201	125	125
INTERGOVERNMENTAL REVENUE	61	65	65	65
MISCELLANEOUS REVENUES	0	0	149	149
TOTAL REVENUES	5,483	6,218	6,139	6,139
EXPENSES				
SERVICES & SUPPLIES	3,780	2,288	67,000	67,000
OTHER CHARGES	711	578	300	300
TOTAL EXPENSES	4,491	2,866	67,300	67,300
NET COUNTY (COST)/RETURN	992	3,352	(61,161)	(61,161)

DESCRIPTION:

Glenn County Planning and Public Works Agency maintains a storm drainage system consisting of a large drainage channel and accompanied by smaller ditches and culverts in an area located west of the Willows Airport near County Roads 53 and F.

Primary maintenance consists of weed spraying, ditch and culvert cleaning. The main drainage channel is also utilized by Kanawha Irrigation District that maintains weed control during the summer months. The remaining weed control is through the Road Department and Agricultural Commissioner.

COUNTY OF GLENN
 DETAIL OF FINANCING SOURCES AND FINANCING USES
 GOVERNMENTAL FUNDS
 FISCAL YEAR 2016-17

BUDGET UNIT **05050000 WILLOWS RURAL FIRE DISTRICT** WAYNE PEABODY, SECRETARY
 FUNCTION PUBLIC PROTECTION BOARD OF DIRECTORS
 ACTIVITY FIRE PROTECTION

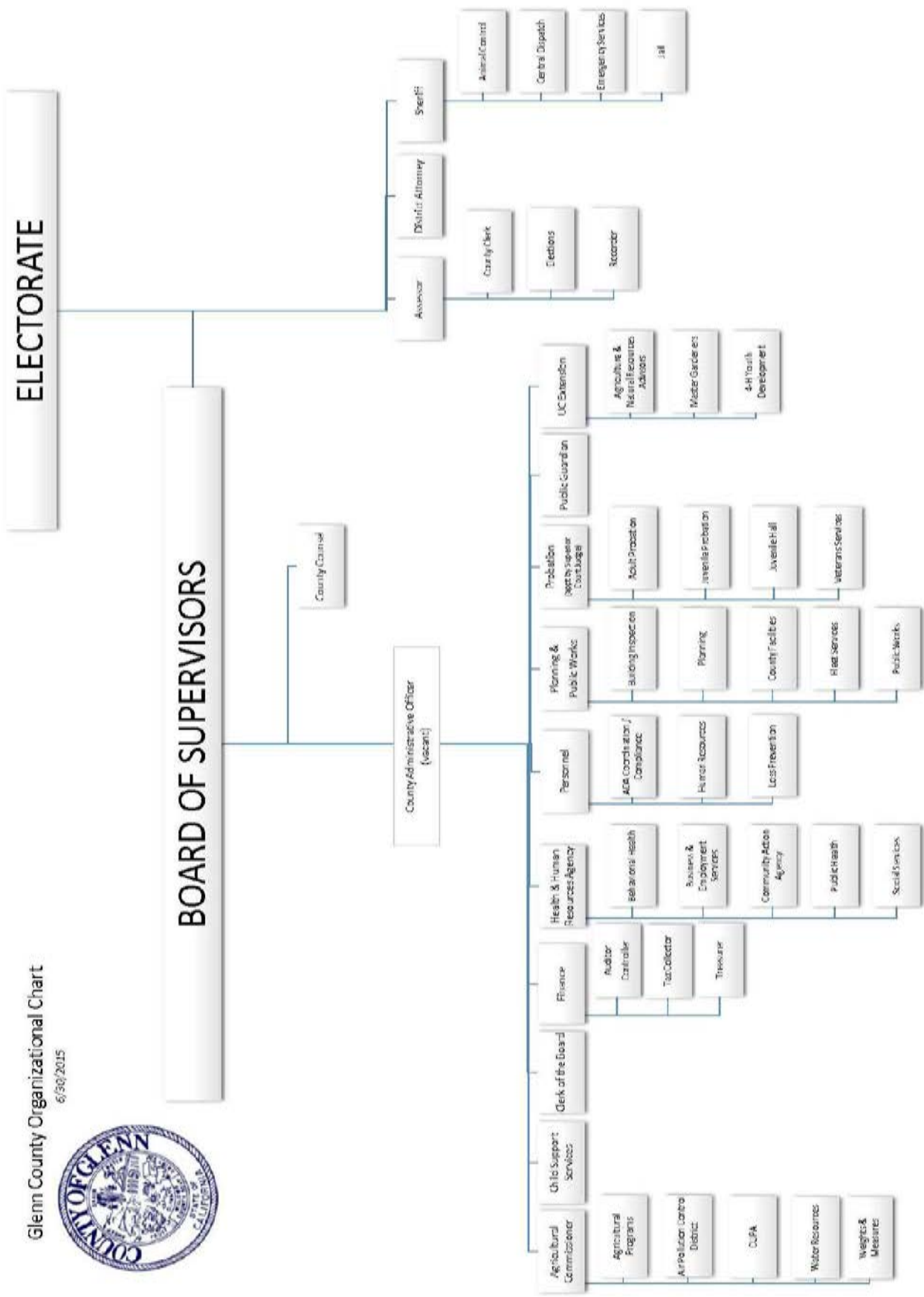
DETAIL BY REVENUE CATEGORY AND EXPENDITURE OBJECT	2014-15 ACTUAL	2015-16 ACTUAL	2016-17 RECOMMENDED BUDGET	2016-17 ADOPTED BUDGET
REVENUES				
TAXES	49,368	55,492	54,100	54,100
USE OF MONEY & PROPERTY	1,101	1,038	350	350
INTERGOVERNMENTAL REVENUE	35,992	107,260	99,380	99,380
CHARGES FOR CURRENT SERVICES	34,321	34,165	34,125	34,125
MISCELLANEOUS REVENUES	887	0	0	0
OTHER FINANCING SOURCES	5,000	0	0	0
TOTAL REVENUES	126,670	197,955	187,955	187,955
EXPENSES				
SALARIES & BENEFITS	19,064	74,035	96,000	96,000
SERVICES & SUPPLIES	78,547	79,615	95,825	95,825
OTHER CHARGES	56,558	57,666	60,801	60,801
TOTAL EXPENSES	154,169	211,315	252,626	252,626
NET COUNTY (COST)/RETURN	(27,499)	(13,361)	(64,671)	(64,671)

DESCRIPTION:

The Willows Rural Fire District was organized pursuant to §14400 of the Health and Safety code of the State of California by the County Board of Supervisors. The District was formed for the purpose of affording fire protection, rescue, emergency medical and other services relating to the protection of lives and property to the residents within its boundaries. The District is primarily funded by property tax and special tax assessment revenues and is staffed by volunteer personnel. The District is occasionally requested to provide services to Federal and State agencies during fire storm incidences occurring within the State. The Federal and State agencies reimburse the District for payroll and operational expenses incurred during these assignments.

Glenn County Organizational Chart

6/30/2015



This Page Intentionally Left Blank

DIRECTORY OF ELECTIVE AND APPOINTIVE OFFICERS

TITLE	NAME	TELEPHONE
<u>ELECTIVE OFFICERS</u>		
Assessor, Clerk-Recorder, Elections	Sheryl Thur	(530) 934-6402
District Attorney	Dwayne Stewart	(530) 934-6525
Sheriff-Coroner	Richard Warren	(530) 934-6441
Superintendent of Schools	Tracey Quarne	(530) 934-6575
Superior Court Judge	Donald Cole Byrd	(530) 934-6382
Superior Court Judge	Peter Twede	(530) 934-6382
Supervisor, District 1	John Viegas	(530) 934-6400
Supervisor, District 2	Dwight Foltz	(530) 934-6400
Supervisor, District 3	Vince Minto	(530) 934-6400
Supervisor, District 4	Keith Corum	(530) 934-6400
Supervisor, District 5	Leigh McDaniel	(530) 934-6400
<u>APPOINTIVE OFFICERS</u>		
Agricultural Commissioner	Marcie Skelton	(530) 934-6501
Child Support Services	Dawn Mayer	(530) 934-6300
Clerk of the Board of Supervisors	Di Aulabaugh	(530) 934-6400
Cooperative Extension	Betsy Karle	(530) 865-1107
County Counsel	Alicia Ekland	(530) 934-6455
Director of Finance	Edward J. Lamb	(530) 934-6476
Health & Human Services Director	Christine Zoppi	(530) 934-6582
Personnel Director	Linda Durrer, Interim	(530) 934-6451
Probation Officer	Brandon Thompson	(530) 934-6416
Public Administrator/Guardian	Jeannie Rakestraw	(530) 934-6453
Planning & Public Works Director	Matt Gomes, Interim	(530) 934-6530
Planning & Public Works Director	Di Aulabaugh, Interim	(530) 934-6530
Veteran's Service Officer	Brandon Thompson	(530) 934-6524

This Page Intentionally Left Blank

**SPECIAL DISTRICTS UNDER BOARD OF SUPERVISORS CONTROL
2016-2017 PROPOSITION 4 APPROPRIATIONS LIMIT COMPLIANCE TEST**

DISTRICT NAME	2016-17 APPROPRIATION LIMIT	APPROPRIATIONS SUBJECT TO THE LIMIT	PROP 4 LIMIT VS. PROCEEDS OF TAXES
05010000 Artois Fire District	119,622	77,825	41,797
05022000 Hamilton Fire District	391,422	229,430	161,992
05022010 Bayliss Fire District	53,132	21,397	31,735
05050000 Willows Rural Fire	747,802	61,767	686,035
05110000 Storm Drain No. 1	2,823	581	2,242
05130000 Storm Drain No. 3	38,317	5,984	32,333
05140000 N. Willows County Service Area	182,850	33,799	149,051
05210000 Air Pollution Control District	0	0	0

2016-2017 FIXED ASSET REQUESTS

DEPARTMENT	DESCRIPTION	STRUCTURE &			TOTAL	
		LAND	IMPROVEMENT	EQUIPMENT		
OPERATING FUNDS						
GENERAL FUND						
01011121	In-House Projects	Building Improvements	-	322,450	-	322,450
TOTAL GENERAL FUND			-	322,450	-	322,450
STATE GOVERNMENT FUND - HEALTH SERVICES						
01024300	Health & Human Services	Computer Equipment	-	-	30,000	30,000
TOTAL STATE GOVERNMENT FUND - HEALTH SERVICES			-	-	30,000	30,000
STATE GOVERNMENT FUND - SOCIAL SERVICES						
01025010	Social Services	Vehicles	-	-	60,000	60,000
TOTAL STATE GOVERNMENT FUND - SOCIAL SERVICES			-	-	60,000	60,000
PUBLIC SAFETY FUND						
01042133	Homeland Security 2015	Special Dept Equip	-	-	85,000	85,000
01042361	Boating Safety Equipment Grant	Special Dept Equip	-	-	5,377	5,377
TOTAL PUBLIC SAFETY FUND			-	-	90,377	90,377
LOCAL REVENUE FUND						
01062150	Local Community Corrections	Special Dept Equip	-	-	7,500	7,500
TOTAL ROAD FUND			-	-	7,500	7,500
ROAD FUND						
01200000	Road Construction & Maint	Misc Equipment	-	-	510,500	510,500
TOTAL ROAD FUND			-	-	510,500	510,500
OTHER OPERATING FUNDS						
02260000	Planning & Public Works Agency	Computer Equipment	-	-	25,000	25,000
TOTAL ROAD FUND			-	-	25,000	25,000
TOTAL OPERATING FUNDS			-	322,450	723,377	1,045,827
OTHER FUNDS						
02000000	Waste Disposal	Bldgs & Improvements	-	1,500,000	-	1,500,000
02040205	Orland Airport	Bldgs & Improvements	-	25,000	-	25,000
02040206	Orland Airport	Bldgs & Improvements	-	600,000	-	600,000
02040208	Willows Airport	Bldgs & Improvements	-	623,738	-	623,738
02190002	Fleet Reserve-Non General Fund	Vehicles	-	-	237,000	237,000
02195963	Fleet Reserve-Orland	Vehicles	-	-	42,000	42,000
02195988	Fleet Reserve-Willows	Vehicles	-	-	42,000	42,000
02200000	Fleet Operations	Misc Equipment	-	-	10,000	10,000
02280000	Data Processing ISF	Computer Equipment	-	-	30,000	30,000
04260000	Local Transportation Admin	Special Dept Equip	-	-	10,000	10,000
04281000	Fixed Route Transit Service	Misc Equipment	-	-	68,616	68,616
04281000	Fixed Route Transit Service	Vehicles	-	-	957,475	957,475
04282500	Transportation Prop 1B	Bldgs & Improvements	-	470,327	-	470,327
TOTAL OTHER FUNDS			-	3,219,065	1,397,091	4,616,156
GRAND TOTAL			-	3,541,515	2,120,468	5,661,983

This Page Intentionally Left Blank

2016-2017 DETAIL OF OPERATING TRANSFERS

TRANSFERS BY FUND	OPERATING TRANSFERS IN	OPERATING TRANSFERS OUT
GENERAL FUND		
GENERAL FUND		
Transfer from Capital Projects Fund	\$ 322,450	\$ -
Transfer from Special Revenue - Micrographics Conversion	4,800	-
Transfer from Special Revenue - Property Characteristics	4,000	-
Transfer from Special Revenue - Recorder's Modernization	15,000	-
Transfer from Special Revenue - Safety Projects	42,458	-
Transfer from State Govt Fund-Social Services	10,000	-
Transfer to Advertising Fund	-	1,000
Transfer to Debt Service Fund	-	43,688
Transfer to Health Programs	-	68,645
Transfer to Public Safety Fund	-	10,825,938
Transfer to Social Services	-	234,400
Transfer to Special Revenue - Community Action	-	10,000
TOTAL GENERAL FUND TRANSFERS	398,708	11,183,671
STATE GOVERNMENT FUND - HEALTH SERVICES		
Transfer from General Fund - Health (Match)	58,501	-
Transfer from General Fund - Mental Health	10,144	-
Transfer from Local Revenue Fund - Behavioral Health	1,051,396	-
Transfer from Local Revenue Fund - Public Safety	135,310	-
Transfer from Special Revenue - Public Health	19,602	-
Transfer from Special Revenue - Mental Health Services Act	3,741,323	-
Transfer to Debt Service Fund	-	20,226
TOTAL STATE GOVT FUND TRANSFERS - HEALTH SVCS	5,016,276	20,226
STATE GOVERNMENT FUND - SOCIAL SERVICES		
Transfer from General Fund - CalWorks	80,000	-
Transfer from General Fund - Foster Care	99,400	-
Transfer from General Fund - Social Services Administration	55,000	-
Transfer from Local Revenue Fund - Social Services	4,073,564	-
Transfer to Debt Service Fund	-	22,965
Transfer to General Fund - Public Guardian	-	10,000
Transfer to Public Safety Fund	-	6,000
TOTAL STATE GOVT FUND TRANSFERS - SOCIAL SVCS	4,307,964	38,965

2016-2017 DETAIL OF OPERATING TRANSFERS

TRANSFERS BY FUND	OPERATING TRANSFERS IN	OPERATING TRANSFERS OUT
GENERAL FUND		
PUBLIC SAFETY FUND		
Transfer from General Fund	10,825,938	-
Transfer from General Fund - Public Safety Sales Tax	1,775,675	-
Transfer from Public Safety Fund - OES EPMG Grant	60,000	-
Transfer from Special Revenue - DMV Surcharge	24,000	-
Transfer from Special Revenue - Law Enforce Discretionary	450,000	-
Transfer from State Govt Fund Social Services	6,000	-
Transfer to Debt Service Fund	-	58,308
Transfer to Public Safety Fund - Sheriff	-	60,000
TOTAL PUBLIC SAFETY FUND TRANSFERS	13,141,613	118,308
SUBTOTAL GENERAL FUND	22,864,561	11,361,170
SPECIAL REVENUES FUNDS		
Transfer from Community Action - Road Capital Construction	240,031	-
Transfer from General Fund - Advertising Fund	1,000	-
Transfer from General Fund - Community Action	10,000	-
Transfer from Road Transportation Fund - Road Maintenance	1,536,134	-
Transfer to Debt Service Fund	-	203,599
Transfer to General Fund - Assessor	-	4,000
Transfer to General Fund - Personnel	-	42,458
Transfer to General Fund - Recorder	-	19,800
Transfer to Public Safety Fund - Public Safety Sales Tax	-	1,775,675
Transfer to Public Safety Fund - Sheriff	-	474,000
Transfer to Road Capital Construction	-	240,031
Transfer to Road Construction & Maintenance	-	1,536,134
Transfer to State Govt Fund Health Services	-	4,947,631
Transfer to State Govt Fund Social Services	-	4,073,564
TOTAL SPECIAL REVENUE FUND TRANSFERS	1,787,165	13,316,892
CAPITAL PROJECTS FUND		
Transfer to General Fund - In-House Projects	-	322,450
TOTAL CAPITAL PROJECTS FUND TRANSFERS	-	322,450

2016-2017 DETAIL OF OPERATING TRANSFERS

TRANSFERS BY FUND	OPERATING TRANSFERS IN	OPERATING TRANSFERS OUT
DEBT SERVICE FUND		
Transfer from General Fund - Data Processing	30,000	-
Transfer from General Fund - Telephone System	13,688	-
Transfer from Public Safety Fund	58,308	-
Transfer from Special Revenue Fund - Air Pollution Control	1,564	-
Transfer from Special Revenue Fund - Child Support	2,539	-
Transfer from Special Revenue Fund - Community Action	5,689	-
Transfer from Special Revenue Fund - Local Comm Corrections	196	-
Transfer from Special Revenue Fund - Supt of Schools	193,611	-
Transfer from State Govt Fund - Health Services	20,226	-
Transfer from State Govt Fund - Social Services	22,965	-
TOTAL DEBT SERVICE FUND TRANSFERS	348,786	-
GRAND TOTAL OPERATING TRANSFERS	\$25,000,512	\$25,000,512

GLENN COUNTY PAY SCHEDULE
Effective November 8, 2015

RANGE	HOURLY					BI-WEEKLY					MONTHLY STEP--E	ANNUAL STEP -E
	STEP A	STEP B	STEP C	STEP D	STEP E	STEP-A	STEP-B	STEP-C	STEP-D	STEP-E		
100	6.27	6.59	6.92	7.26	7.63	501.60	527.20	553.60	580.80	610.40	1,322.53	15,870.40
101	6.30	6.62	6.95	7.29	7.66	504.00	529.60	556.00	583.20	612.80	1,327.73	15,932.80
102	6.33	6.65	6.99	7.33	7.70	506.40	532.00	559.20	586.40	616.00	1,334.67	16,016.00
103	6.36	6.68	7.02	7.36	7.73	508.80	534.40	561.60	588.80	618.40	1,339.87	16,078.40
104	6.40	6.71	7.05	7.41	7.77	512.00	536.80	564.00	592.80	621.60	1,346.80	16,161.60
105	6.43	6.75	7.09	7.45	7.82	514.40	540.00	567.20	596.00	625.60	1,355.47	16,265.60
106	6.46	6.78	7.12	7.48	7.85	516.80	542.40	569.60	598.40	628.00	1,360.67	16,328.00
107	6.49	6.81	7.15	7.51	7.88	519.20	544.80	572.00	600.80	630.40	1,365.87	16,390.40
108	6.52	6.84	7.19	7.55	7.93	521.60	547.20	575.20	604.00	634.40	1,374.53	16,494.40
109	6.55	6.87	7.22	7.58	7.96	524.00	549.60	577.60	606.40	636.80	1,379.73	16,556.80
110	6.58	6.91	7.25	7.62	8.00	526.40	552.80	580.00	609.60	640.00	1,386.67	16,640.00
111	6.61	6.94	7.28	7.65	8.04	528.80	555.20	582.40	612.00	643.20	1,393.60	16,723.20
112	6.64	6.98	7.32	7.69	8.08	531.20	558.40	585.60	615.20	646.40	1,400.53	16,806.40
113	6.67	7.01	7.35	7.72	8.11	533.60	560.80	588.00	617.60	648.80	1,405.73	16,868.80
114	6.70	7.04	7.40	7.76	8.15	536.00	563.20	592.00	620.80	652.00	1,412.67	16,952.00
115	6.73	7.07	7.43	7.79	8.18	538.56	565.60	594.40	623.20	654.40	1,417.87	17,014.40
116	6.76	7.10	7.46	7.83	8.22	540.80	568.00	596.80	626.40	657.60	1,424.80	17,097.60
117	6.79	7.13	7.49	7.86	8.26	543.20	570.40	599.20	628.80	660.80	1,431.73	17,180.80
118	6.82	7.16	7.52	7.89	8.29	545.60	572.80	601.60	631.20	663.20	1,436.93	17,243.20
119	6.85	7.20	7.56	7.94	8.33	548.00	576.00	604.80	635.20	666.40	1,443.87	17,326.40
120	6.89	7.23	7.59	7.97	8.36	551.20	578.40	607.20	637.60	668.80	1,449.07	17,388.80
121	6.92	7.26	7.63	8.01	8.40	553.60	580.80	610.40	640.80	672.00	1,456.00	17,472.00
122	6.95	7.29	7.66	8.05	8.45	556.00	583.20	612.80	644.00	676.00	1,464.67	17,576.00
123	6.98	7.32	7.69	8.08	8.49	558.40	585.60	615.20	646.40	679.20	1,471.60	17,659.20
124	7.01	7.35	7.72	8.11	8.52	560.80	588.00	617.60	648.80	681.60	1,476.80	17,721.60
125	7.04	7.40	7.76	8.15	8.56	563.20	592.00	620.80	652.00	684.80	1,483.73	17,804.80
126	7.07	7.43	7.79	8.18	8.59	565.60	594.40	623.20	654.40	687.20	1,488.93	17,867.20
127	7.10	7.46	7.83	8.22	8.63	568.00	596.80	626.40	657.60	690.40	1,495.87	17,950.40
128	7.13	7.49	7.86	8.26	8.68	570.40	599.20	628.80	660.80	694.40	1,504.53	18,054.40
129	7.16	7.52	7.89	8.29	8.71	572.80	601.60	631.20	663.20	696.80	1,509.73	18,116.80
130	7.20	7.56	7.94	8.33	8.75	576.00	604.80	635.20	666.40	700.00	1,516.67	18,200.00
131	7.24	7.61	7.99	8.38	8.80	579.20	608.80	639.20	670.40	704.00	1,525.33	18,304.00
132	7.28	7.65	8.04	8.44	8.85	582.40	612.00	643.20	675.20	708.00	1,534.00	18,408.00
133	7.32	7.69	8.08	8.49	8.91	585.60	615.20	646.40	679.20	712.80	1,544.40	18,532.80
134	7.36	7.73	8.12	8.53	8.96	588.80	618.40	649.60	682.40	716.80	1,553.07	18,636.80
135	7.41	7.77	8.16	8.57	9.00	592.80	621.60	652.80	685.60	720.00	1,560.00	18,720.00
136	7.45	7.82	8.21	8.62	9.05	596.00	625.60	656.80	689.60	724.00	1,568.67	18,824.00
137	7.49	7.86	8.26	8.68	9.12	599.20	628.80	660.80	694.40	729.60	1,580.80	18,969.60
138	7.53	7.91	8.30	8.72	9.16	602.40	632.80	664.00	697.60	732.80	1,587.73	19,052.80
139	7.57	7.95	8.34	8.76	9.20	605.60	636.00	667.20	700.80	736.00	1,594.67	19,136.00
140	7.61	7.99	8.38	8.80	9.24	608.80	639.20	670.40	704.00	739.20	1,601.60	19,219.20
141	7.65	8.04	8.44	8.85	9.29	612.00	643.20	675.20	708.00	743.20	1,610.27	19,323.20
142	7.69	8.08	8.49	8.91	9.36	615.20	646.40	679.20	712.80	748.80	1,622.40	19,468.80
143	7.73	8.12	8.53	8.96	9.40	618.40	649.60	682.40	716.80	752.00	1,629.33	19,552.00
144	7.77	8.16	8.57	9.00	9.45	621.60	652.80	685.60	720.00	756.00	1,638.00	19,656.00
145	7.81	8.20	8.61	9.04	9.49	624.80	656.00	688.80	723.20	759.20	1,644.93	19,739.20
146	7.85	8.25	8.66	9.09	9.55	628.00	660.00	692.80	727.20	764.00	1,655.33	19,864.00
147	7.89	8.29	8.71	9.15	9.61	631.20	663.20	696.80	732.00	768.80	1,665.73	19,988.80
148	7.94	8.33	8.75	9.19	9.65	635.20	666.40	700.00	735.20	772.00	1,672.67	20,072.00
149	7.98	8.37	8.79	9.23	9.69	638.40	669.60	703.20	738.40	775.20	1,679.60	20,155.20
150	8.02	8.42	8.83	9.27	9.73	641.60	673.60	706.40	741.60	778.40	1,686.53	20,238.40
151	8.06	8.47	8.89	9.34	9.81	644.80	677.60	711.20	747.20	784.80	1,700.40	20,404.80
152	8.10	8.51	8.94	9.38	9.85	648.00	680.80	715.20	750.40	788.00	1,707.33	20,488.00

GLENN COUNTY PAY SCHEDULE
Effective November 8, 2015

RANGE	HOURLY					BI-WEEKLY					MONTHLY STEP--E	ANNUAL STEP -E
	STEP A	STEP B	STEP C	STEP D	STEP E	STEP-A	STEP-B	STEP-C	STEP-D	STEP-E		
153	8.14	8.55	8.98	9.42	9.89	651.20	684.00	718.40	753.60	791.20	1,714.27	20,571.20
154	8.18	8.59	9.02	9.47	9.93	654.40	687.20	721.60	757.60	794.40	1,721.20	20,654.40
155	8.22	8.63	9.06	9.51	9.99	657.60	690.40	724.80	760.80	799.20	1,731.60	20,779.20
156	8.26	8.68	9.12	9.58	10.06	660.80	694.40	729.60	766.40	804.80	1,743.73	20,924.80
157	8.30	8.72	9.16	9.62	10.10	664.00	697.60	732.80	769.60	808.00	1,750.67	21,008.00
158	8.34	8.76	9.20	9.66	10.14	667.20	700.80	736.00	772.80	811.20	1,757.60	21,091.20
159	8.38	8.80	9.24	9.70	10.19	670.40	704.00	739.20	776.00	815.20	1,766.27	21,195.20
160	8.43	8.84	9.28	9.75	10.24	674.40	707.20	742.40	780.00	819.20	1,774.93	21,299.20
161	8.47	8.89	9.34	9.81	10.30	677.60	711.20	747.20	784.80	824.00	1,785.33	21,424.00
162	8.51	8.94	9.38	9.85	10.34	680.80	715.20	750.40	788.00	827.20	1,792.27	21,507.20
163	8.55	8.98	9.42	9.89	10.39	684.00	718.40	753.60	791.20	831.20	1,800.93	21,611.20
164	8.59	9.02	9.47	9.93	10.43	687.20	721.60	757.60	794.40	834.40	1,807.87	21,694.40
165	8.63	9.06	9.51	9.99	10.49	690.40	724.80	760.80	799.20	839.20	1,818.27	21,819.20
166	8.67	9.11	9.57	10.05	10.55	693.60	728.80	765.60	804.00	844.00	1,828.67	21,944.00
167	8.71	9.15	9.61	10.09	10.59	696.80	732.00	768.80	807.20	847.20	1,835.60	22,027.20
168	8.75	9.19	9.65	10.13	10.64	700.00	735.20	772.00	810.40	851.20	1,844.27	22,131.20
169	8.79	9.23	9.69	10.18	10.69	703.20	738.40	775.20	814.40	855.20	1,852.93	22,235.20
170	8.83	9.27	9.73	10.22	10.73	706.40	741.60	778.40	817.60	858.40	1,859.87	22,318.40
171	8.87	9.32	9.79	10.28	10.79	709.60	745.60	783.20	822.40	863.20	1,870.27	22,443.20
172	8.91	9.36	9.83	10.32	10.84	712.80	748.80	786.40	825.60	867.20	1,878.93	22,547.20
173	8.96	9.40	9.87	10.36	10.88	716.80	752.00	789.60	828.80	870.40	1,885.87	22,630.40
174	9.00	9.45	9.91	10.41	10.93	720.00	756.00	792.80	832.80	874.40	1,894.53	22,734.40
175	9.04	9.49	9.97	10.47	10.99	723.20	759.20	797.60	837.60	879.20	1,904.93	22,859.20
176	9.08	9.54	10.02	10.52	11.05	726.40	763.20	801.60	841.60	884.00	1,915.33	22,984.00
177	9.12	9.58	10.06	10.56	11.09	729.60	766.40	804.80	844.80	887.20	1,922.27	23,067.20
178	9.16	9.62	10.10	10.61	11.14	732.80	769.60	808.00	848.80	891.20	1,930.93	23,171.20
179	9.20	9.66	10.14	10.65	11.18	736.00	772.80	811.20	852.00	894.40	1,937.87	23,254.40
180	9.25	9.71	10.20	10.71	11.25	740.00	776.80	816.00	856.80	900.00	1,950.00	23,400.00
181	9.30	9.77	10.26	10.77	11.31	744.00	781.60	820.80	861.60	904.80	1,960.40	23,524.80
182	9.35	9.82	10.31	10.83	11.37	748.00	785.60	824.80	866.40	909.60	1,970.80	23,649.60
183	9.40	9.87	10.36	10.88	11.42	752.00	789.60	828.80	870.40	913.60	1,979.47	23,753.60
184	9.46	9.92	10.42	10.94	11.50	756.80	793.60	833.60	875.20	920.00	1,993.33	23,920.00
185	9.51	9.99	10.49	11.01	11.56	760.80	799.20	839.20	880.80	924.80	2,003.73	24,044.80
186	9.56	10.04	10.54	11.07	11.62	764.80	803.20	843.20	885.60	929.60	2,014.13	24,169.60
187	9.61	10.09	10.59	11.12	11.68	768.80	807.20	847.20	889.60	934.40	2,024.53	24,294.40
188	9.66	10.14	10.65	11.18	11.74	772.80	811.20	852.00	894.40	939.20	2,034.93	24,419.20
189	9.71	10.20	10.71	11.25	11.81	776.80	816.00	856.80	900.00	944.80	2,047.07	24,564.80
190	9.76	10.25	10.76	11.30	11.86	780.80	820.00	860.80	904.00	948.80	2,055.73	24,668.80
191	9.81	10.30	10.82	11.36	11.93	784.80	824.00	865.60	908.80	954.40	2,067.87	24,814.40
192	9.86	10.35	10.87	11.41	11.99	788.80	828.00	869.60	912.80	959.20	2,078.27	24,939.20
193	9.91	10.41	10.93	11.49	12.06	792.80	832.80	874.40	919.20	964.80	2,090.40	25,084.80
194	9.97	10.47	10.99	11.54	12.12	797.60	837.60	879.20	923.20	969.60	2,100.80	25,209.60
195	10.02	10.52	11.05	11.60	12.18	801.60	841.60	884.00	928.00	974.40	2,111.20	25,334.40
196	10.07	10.57	11.10	11.65	12.23	805.60	845.60	888.00	932.00	978.40	2,119.87	25,438.40
197	10.12	10.63	11.16	11.72	12.30	809.60	850.40	892.80	937.60	984.00	2,132.00	25,584.00
198	10.17	10.68	11.21	11.77	12.36	813.60	854.40	896.80	941.60	988.80	2,142.40	25,708.80
199	10.22	10.73	11.27	11.83	12.42	817.60	858.40	901.60	946.40	993.60	2,152.80	25,833.60
200	10.27	10.78	11.32	11.89	12.48	821.60	862.40	905.60	951.20	998.40	2,163.20	25,958.40
201	10.32	10.84	11.38	11.95	12.56	825.60	867.20	910.40	956.00	1,004.80	2,177.07	26,124.80
202	10.37	10.89	11.43	12.01	12.61	829.60	871.20	914.40	960.80	1,008.80	2,185.73	26,228.80
203	10.42	10.94	11.50	12.07	12.67	833.60	875.20	920.00	965.60	1,013.60	2,196.13	26,353.60
204	10.48	11.00	11.55	12.13	12.73	838.40	880.00	924.00	970.40	1,018.40	2,206.53	26,478.40
205	10.53	11.06	11.61	12.19	12.80	842.40	884.80	928.80	975.20	1,024.00	2,218.67	26,624.00

GLENN COUNTY PAY SCHEDULE
Effective November 8, 2015

RANGE	HOURLY					BI-WEEKLY					MONTHLY STEP--E	ANNUAL STEP -E
	STEP A	STEP B	STEP C	STEP D	STEP E	STEP-A	STEP-B	STEP-C	STEP-D	STEP-E		
206	10.58	11.11	11.66	12.24	12.85	846.40	888.80	932.80	979.20	1,028.00	2,227.33	26,728.00
207	10.63	11.16	11.72	12.30	12.91	850.40	892.80	937.60	984.00	1,032.80	2,237.73	26,852.80
208	10.68	11.21	11.77	12.36	12.98	854.40	896.80	941.60	988.80	1,038.40	2,249.87	26,998.40
209	10.73	11.27	11.83	12.42	13.05	858.40	901.60	946.40	993.60	1,044.00	2,262.00	27,144.00
210	10.78	11.32	11.89	12.48	13.11	862.40	905.60	951.20	998.40	1,048.80	2,272.40	27,268.80
211	10.83	11.37	11.94	12.55	13.18	866.40	909.60	955.20	1,004.00	1,054.40	2,284.53	27,414.40
212	10.88	11.42	12.00	12.60	13.23	870.40	913.60	960.00	1,008.00	1,058.40	2,293.20	27,518.40
213	10.93	11.49	12.06	12.66	13.29	874.40	919.20	964.80	1,012.80	1,063.20	2,303.60	27,643.20
214	10.99	11.54	12.12	12.72	13.35	879.20	923.20	969.60	1,017.60	1,068.00	2,314.00	27,768.00
215	11.04	11.59	12.17	12.78	13.42	883.20	927.20	973.60	1,022.40	1,073.60	2,326.13	27,913.60
216	11.09	11.64	12.22	12.83	13.47	887.20	931.20	977.60	1,026.40	1,077.60	2,334.80	28,017.60
217	11.14	11.70	12.28	12.89	13.54	891.20	936.00	982.40	1,031.20	1,083.20	2,346.93	28,163.20
218	11.19	11.75	12.34	12.96	13.62	895.20	940.00	987.20	1,036.80	1,089.60	2,360.80	28,329.60
219	11.24	11.80	12.39	13.02	13.67	899.20	944.00	991.20	1,041.60	1,093.60	2,369.47	28,433.60
220	11.30	11.86	12.45	13.08	13.73	904.00	948.80	996.00	1,046.40	1,098.40	2,379.87	28,558.40
221	11.36	11.93	12.54	13.16	13.82	908.80	954.40	1,003.20	1,052.80	1,105.60	2,395.47	28,745.60
222	11.42	12.00	12.60	13.23	13.89	913.60	960.00	1,008.00	1,058.40	1,111.20	2,407.60	28,891.20
223	11.49	12.06	12.66	13.29	13.95	919.20	964.80	1,012.80	1,063.20	1,116.00	2,418.00	29,016.00
224	11.55	12.13	12.73	13.36	14.04	924.00	970.40	1,018.40	1,068.80	1,123.20	2,433.60	29,203.20
225	11.61	12.19	12.80	13.44	14.12	928.80	975.20	1,024.00	1,075.20	1,129.60	2,447.47	29,369.60
226	11.67	12.25	12.86	13.50	14.18	933.60	980.00	1,028.80	1,080.00	1,134.40	2,457.87	29,494.40
227	11.73	12.32	12.93	13.58	14.26	938.40	985.60	1,034.40	1,086.40	1,140.80	2,471.73	29,660.80
228	11.79	12.38	13.01	13.66	14.34	943.20	990.40	1,040.80	1,092.80	1,147.20	2,485.60	29,827.20
229	11.85	12.44	13.07	13.72	14.40	948.00	995.20	1,045.60	1,097.60	1,152.00	2,496.00	29,952.00
230	11.91	12.51	13.13	13.78	14.47	952.80	1,000.80	1,050.40	1,102.40	1,157.60	2,508.13	30,097.60
231	11.97	12.58	13.21	13.87	14.57	957.60	1,006.40	1,056.80	1,109.60	1,165.60	2,525.47	30,305.60
232	12.04	12.64	13.27	13.93	14.63	963.20	1,011.20	1,061.60	1,114.40	1,170.40	2,535.87	30,430.40
233	12.10	12.70	13.33	13.99	14.70	968.00	1,016.00	1,066.40	1,119.20	1,176.00	2,548.00	30,576.00
234	12.16	12.77	13.41	14.09	14.79	972.80	1,021.60	1,072.80	1,127.20	1,183.20	2,563.60	30,763.20
235	12.22	12.83	13.47	14.15	14.85	977.60	1,026.40	1,077.60	1,132.00	1,188.00	2,574.00	30,888.00
236	12.28	12.89	13.54	14.21	14.92	982.40	1,031.20	1,083.20	1,136.80	1,193.60	2,586.13	31,033.60
237	12.34	12.96	13.62	14.30	15.01	987.20	1,036.80	1,089.60	1,144.00	1,201.15	2,602.50	31,229.95
238	12.40	13.03	13.68	14.36	15.08	992.00	1,042.40	1,094.40	1,148.80	1,206.40	2,613.87	31,366.40
239	12.46	13.09	13.74	14.42	15.15	996.80	1,047.20	1,099.20	1,153.60	1,212.00	2,626.00	31,512.00
240	12.53	13.15	13.80	14.49	15.22	1,002.40	1,052.00	1,104.00	1,159.20	1,217.60	2,638.13	31,657.60
241	12.59	13.22	13.88	14.58	15.30	1,007.20	1,057.60	1,110.40	1,166.40	1,224.00	2,652.00	31,824.00
242	12.65	13.28	13.94	14.64	15.37	1,012.00	1,062.40	1,115.20	1,171.20	1,229.60	2,664.13	31,969.60
243	12.71	13.34	14.00	14.71	15.44	1,016.80	1,067.20	1,120.00	1,176.80	1,235.20	2,676.27	32,115.20
244	12.77	13.41	14.09	14.79	15.53	1,021.60	1,072.80	1,127.20	1,183.20	1,242.40	2,691.87	32,302.40
245	12.83	13.47	14.15	14.85	15.60	1,026.40	1,077.60	1,132.00	1,188.00	1,248.00	2,704.00	32,448.00
246	12.89	13.54	14.21	14.92	15.67	1,031.20	1,083.20	1,136.80	1,193.60	1,253.60	2,716.13	32,593.60
247	12.95	13.61	14.29	15.00	15.76	1,036.00	1,088.80	1,143.20	1,200.00	1,260.80	2,731.73	32,780.80
248	13.02	13.67	14.35	15.07	15.82	1,041.60	1,093.60	1,148.00	1,205.60	1,265.60	2,742.13	32,905.60
249	13.08	13.73	14.41	15.14	15.89	1,046.40	1,098.40	1,152.80	1,211.20	1,271.20	2,754.27	33,051.20
250	13.14	13.79	14.48	15.21	15.97	1,051.20	1,103.20	1,158.40	1,216.80	1,277.60	2,768.13	33,217.60
251	13.20	13.86	14.56	15.28	16.04	1,056.00	1,108.80	1,164.80	1,222.40	1,283.20	2,780.27	33,363.20
252	13.26	13.92	14.62	15.35	16.12	1,060.80	1,113.60	1,169.60	1,228.00	1,289.60	2,794.13	33,529.60
253	13.33	13.99	14.70	15.43	16.21	1,066.40	1,119.20	1,176.00	1,234.40	1,296.80	2,809.73	33,716.80
254	13.40	14.08	14.78	15.51	16.29	1,072.00	1,126.40	1,182.40	1,240.80	1,303.20	2,823.60	33,883.20
255	13.47	14.15	14.85	15.60	16.37	1,077.60	1,132.00	1,188.00	1,248.00	1,309.60	2,837.47	34,049.60
256	13.55	14.22	14.93	15.68	16.46	1,084.00	1,137.60	1,194.40	1,254.40	1,316.80	2,853.07	34,236.80
257	13.62	14.30	15.01	15.77	16.55	1,089.60	1,144.00	1,200.80	1,261.60	1,324.00	2,868.67	34,424.00
258	13.69	14.37	15.09	15.84	16.64	1,095.20	1,149.60	1,207.20	1,267.20	1,331.20	2,884.27	34,611.20

GLENN COUNTY PAY SCHEDULE
Effective November 8, 2015

RANGE	HOURLY					BI-WEEKLY					MONTHLY STEP--E	ANNUAL STEP -E
	STEP A	STEP B	STEP C	STEP D	STEP E	STEP-A	STEP-B	STEP-C	STEP-D	STEP-E		
259	13.76	14.44	15.17	15.92	16.72	1,100.80	1,155.20	1,213.60	1,273.60	1,337.60	2,898.13	34,777.60
260	13.83	14.52	15.25	16.01	16.82	1,106.40	1,161.60	1,220.00	1,280.80	1,345.60	2,915.47	34,985.60
261	13.90	14.60	15.33	16.10	16.90	1,112.00	1,168.00	1,226.40	1,288.00	1,352.00	2,929.33	35,152.00
262	13.97	14.68	15.41	16.19	16.99	1,117.60	1,174.40	1,232.80	1,295.20	1,359.20	2,944.93	35,339.20
263	14.05	14.75	15.48	16.26	17.07	1,124.00	1,180.00	1,238.40	1,300.80	1,365.60	2,958.80	35,505.60
264	14.12	14.82	15.57	16.34	17.16	1,129.60	1,185.60	1,245.60	1,307.20	1,372.80	2,974.40	35,692.80
265	14.19	14.90	15.65	16.43	17.26	1,135.20	1,192.00	1,252.00	1,314.40	1,380.80	2,991.73	35,900.80
266	14.26	14.97	15.72	16.50	17.33	1,140.80	1,197.60	1,257.60	1,320.00	1,386.40	3,003.87	36,046.40
267	14.33	15.05	15.80	16.59	17.41	1,146.40	1,204.00	1,264.00	1,327.20	1,392.80	3,017.73	36,212.80
268	14.40	15.13	15.88	16.68	17.51	1,152.00	1,210.40	1,270.40	1,334.40	1,400.80	3,035.07	36,420.80
269	14.47	15.20	15.96	16.76	17.60	1,157.60	1,216.00	1,276.80	1,340.80	1,408.00	3,050.67	36,608.00
270	14.55	15.27	16.03	16.84	17.69	1,164.00	1,221.60	1,282.40	1,347.20	1,415.20	3,066.27	36,795.20
271	14.62	15.35	16.12	16.92	17.77	1,169.60	1,228.00	1,289.60	1,353.60	1,421.60	3,080.13	36,961.60
272	14.69	15.42	16.20	17.00	17.85	1,175.20	1,233.60	1,296.00	1,360.00	1,428.00	3,094.00	37,128.00
273	14.76	15.49	16.27	17.09	17.94	1,180.80	1,239.20	1,301.60	1,367.20	1,435.20	3,109.60	37,315.20
274	14.83	15.58	16.35	17.17	18.02	1,186.40	1,246.40	1,308.00	1,373.60	1,441.60	3,123.47	37,481.60
275	14.90	15.65	16.43	17.26	18.13	1,192.00	1,252.00	1,314.40	1,380.80	1,450.40	3,142.53	37,710.40
276	14.97	15.72	16.50	17.33	18.20	1,197.60	1,257.60	1,320.00	1,386.40	1,456.00	3,154.67	37,856.00
277	15.05	15.80	16.59	17.41	18.28	1,204.00	1,264.00	1,327.20	1,392.80	1,462.40	3,168.53	38,022.40
278	15.12	15.87	16.67	17.50	18.38	1,209.60	1,269.60	1,333.60	1,400.00	1,470.40	3,185.87	38,230.40
279	15.19	15.94	16.74	17.57	18.45	1,215.20	1,275.20	1,339.20	1,405.60	1,476.00	3,198.00	38,376.00
280	15.26	16.02	16.83	17.68	18.56	1,220.80	1,281.60	1,346.40	1,414.40	1,484.80	3,217.07	38,604.80
281	15.33	16.10	16.90	17.75	18.64	1,226.40	1,288.00	1,352.00	1,420.00	1,491.20	3,230.93	38,771.20
282	15.41	16.19	16.99	17.84	18.73	1,232.80	1,295.20	1,359.20	1,427.20	1,498.40	3,246.53	38,958.40
283	15.49	16.27	17.09	17.94	18.84	1,239.20	1,301.60	1,367.20	1,435.20	1,507.20	3,265.60	39,187.20
284	15.58	16.35	17.17	18.02	18.92	1,246.40	1,308.00	1,373.60	1,441.60	1,513.60	3,279.47	39,353.60
285	15.66	16.44	17.27	18.14	19.04	1,252.80	1,315.20	1,381.60	1,451.20	1,523.20	3,300.27	39,603.20
286	15.74	16.52	17.35	18.22	19.13	1,259.20	1,321.60	1,388.00	1,457.60	1,530.40	3,315.87	39,790.40
287	15.82	16.62	17.44	18.32	19.24	1,265.60	1,329.60	1,395.20	1,465.60	1,539.20	3,334.93	40,019.20
288	15.90	16.70	17.53	18.41	19.33	1,272.00	1,336.00	1,402.40	1,472.80	1,546.40	3,350.53	40,206.40
289	15.98	16.78	17.62	18.49	19.42	1,278.40	1,342.40	1,409.60	1,479.20	1,553.60	3,366.13	40,393.60
290	16.07	16.87	17.72	18.60	19.53	1,285.60	1,349.60	1,417.60	1,488.00	1,562.40	3,385.20	40,622.40
291	16.15	16.95	17.80	18.69	19.62	1,292.00	1,356.00	1,424.00	1,495.20	1,569.60	3,400.80	40,809.60
292	16.23	17.04	17.90	18.80	19.74	1,298.40	1,363.20	1,432.00	1,504.00	1,579.20	3,421.60	41,059.20
293	16.31	17.13	17.98	18.88	19.83	1,304.80	1,370.40	1,438.40	1,510.40	1,586.40	3,437.20	41,246.40
294	16.39	17.21	18.06	18.97	19.92	1,311.20	1,376.80	1,444.80	1,517.60	1,593.60	3,452.80	41,433.60
295	16.47	17.30	18.17	19.07	20.03	1,317.60	1,384.00	1,453.60	1,525.60	1,602.40	3,471.87	41,662.40
296	16.55	17.38	18.25	19.16	20.11	1,324.00	1,390.40	1,460.00	1,532.80	1,608.80	3,485.73	41,828.80
297	16.64	17.47	18.35	19.27	20.23	1,331.20	1,397.60	1,468.00	1,541.60	1,618.40	3,506.53	42,078.40
298	16.72	17.55	18.43	19.35	20.32	1,337.60	1,404.00	1,474.40	1,548.00	1,625.60	3,522.13	42,265.60
299	16.80	17.64	18.51	19.44	20.41	1,344.00	1,411.20	1,480.80	1,555.20	1,632.80	3,537.73	42,452.80
300	16.88	17.73	18.62	19.54	20.52	1,350.40	1,418.40	1,489.60	1,563.20	1,641.60	3,556.80	42,681.60
301	16.96	17.81	18.70	19.64	20.61	1,356.80	1,424.80	1,496.00	1,571.20	1,648.80	3,572.40	42,868.80
302	17.04	17.90	18.80	19.74	20.73	1,363.20	1,432.00	1,504.00	1,579.20	1,658.40	3,593.20	43,118.40
303	17.13	17.98	18.88	19.83	20.82	1,370.40	1,438.40	1,510.40	1,586.40	1,665.60	3,608.80	43,305.60
304	17.21	18.06	18.97	19.92	20.92	1,376.80	1,444.80	1,517.60	1,593.60	1,673.60	3,626.13	43,513.60
305	17.29	18.16	19.06	20.01	21.01	1,383.20	1,452.80	1,524.80	1,600.80	1,680.80	3,641.73	43,700.80
306	17.37	18.24	19.15	20.10	21.11	1,389.60	1,459.20	1,532.00	1,608.00	1,688.80	3,659.07	43,908.80
307	17.46	18.34	19.26	20.22	21.23	1,396.80	1,467.20	1,540.80	1,617.60	1,698.40	3,679.87	44,158.40
308	17.55	18.43	19.35	20.32	21.34	1,404.00	1,474.40	1,548.00	1,625.60	1,707.20	3,698.93	44,387.20
309	17.65	18.53	19.46	20.43	21.45	1,412.00	1,482.40	1,556.80	1,634.40	1,716.00	3,718.00	44,616.00
310	17.74	18.63	19.55	20.53	21.56	1,419.20	1,490.40	1,564.00	1,642.40	1,724.80	3,737.07	44,844.80
311	17.83	18.72	19.66	20.63	21.66	1,426.40	1,497.60	1,572.80	1,650.40	1,732.80	3,754.40	45,052.80

GLENN COUNTY PAY SCHEDULE
Effective November 8, 2015

RANGE	HOURLY					BI-WEEKLY					MONTHLY STEP--E	ANNUAL STEP -E
	STEP A	STEP B	STEP C	STEP D	STEP E	STEP-A	STEP-B	STEP-C	STEP-D	STEP-E		
312	17.92	18.82	19.76	20.75	21.79	1,433.60	1,505.60	1,580.80	1,660.00	1,743.20	3,776.93	45,323.20
313	18.01	18.91	19.86	20.85	21.89	1,440.80	1,512.80	1,588.80	1,668.00	1,751.20	3,794.27	45,531.20
314	18.11	19.01	19.96	20.96	22.01	1,448.80	1,520.80	1,596.80	1,676.80	1,760.80	3,815.07	45,780.80
315	18.20	19.10	20.06	21.06	22.11	1,456.00	1,528.00	1,604.80	1,684.80	1,768.80	3,832.40	45,988.80
316	18.29	19.21	20.17	21.18	22.24	1,463.20	1,536.80	1,613.60	1,694.40	1,779.20	3,854.93	46,259.20
317	18.38	19.30	20.27	21.28	22.34	1,470.40	1,544.00	1,621.60	1,702.40	1,787.20	3,872.27	46,467.20
318	18.47	19.40	20.37	21.39	22.46	1,477.60	1,552.00	1,629.60	1,711.20	1,796.80	3,893.07	46,716.80
319	18.56	19.49	20.47	21.49	22.56	1,484.80	1,559.20	1,637.60	1,719.20	1,804.80	3,910.40	46,924.80
320	18.66	19.58	20.56	21.59	22.67	1,492.80	1,566.40	1,644.80	1,727.20	1,813.60	3,929.47	47,153.60
321	18.75	19.69	20.68	21.71	22.79	1,500.00	1,575.20	1,654.40	1,736.80	1,823.20	3,950.27	47,403.20
322	18.84	19.78	20.77	21.81	22.90	1,507.20	1,582.40	1,661.60	1,744.80	1,832.00	3,969.33	47,632.00
323	18.93	19.88	20.87	21.91	23.00	1,514.40	1,590.40	1,669.60	1,752.80	1,840.00	3,986.67	47,840.00
324	19.02	19.97	20.97	22.02	23.12	1,521.60	1,597.60	1,677.60	1,761.60	1,849.60	4,007.47	48,089.60
325	19.11	20.07	21.07	22.12	23.23	1,528.80	1,605.60	1,685.60	1,769.60	1,858.40	4,026.53	48,318.40
326	19.21	20.17	21.18	22.24	23.35	1,536.80	1,613.60	1,694.40	1,779.20	1,868.00	4,047.33	48,568.00
327	19.30	20.27	21.28	22.34	23.46	1,544.00	1,621.60	1,702.40	1,787.20	1,876.80	4,066.40	48,796.80
328	19.39	20.36	21.38	22.45	23.57	1,551.20	1,628.80	1,710.40	1,796.00	1,885.60	4,085.47	49,025.60
329	19.49	20.47	21.49	22.56	23.69	1,559.20	1,637.60	1,719.20	1,804.80	1,895.20	4,106.27	49,275.20
330	19.59	20.57	21.60	22.68	23.82	1,567.20	1,645.60	1,728.00	1,814.40	1,905.60	4,128.80	49,545.60
331	19.70	20.69	21.72	22.80	23.94	1,576.00	1,655.20	1,737.60	1,824.00	1,915.20	4,149.60	49,795.20
332	19.80	20.79	21.83	22.92	24.06	1,584.00	1,663.20	1,746.40	1,833.60	1,924.80	4,170.40	50,044.80
333	19.90	20.90	21.94	23.04	24.19	1,592.00	1,672.00	1,755.20	1,843.20	1,935.20	4,192.93	50,315.20
334	20.00	21.00	22.05	23.15	24.32	1,600.00	1,680.00	1,764.00	1,852.00	1,945.60	4,215.47	50,585.60
335	20.10	21.11	22.17	23.29	24.45	1,608.00	1,688.80	1,773.60	1,863.20	1,956.00	4,238.00	50,856.00
336	20.21	21.22	22.28	23.39	24.56	1,616.80	1,697.60	1,782.40	1,871.20	1,964.80	4,257.07	51,084.80
337	20.31	21.33	22.40	23.52	24.69	1,624.80	1,706.40	1,792.00	1,881.60	1,975.20	4,279.60	51,355.20
338	20.41	21.43	22.50	23.62	24.81	1,632.80	1,714.40	1,800.00	1,889.60	1,984.80	4,300.40	51,604.80
339	20.51	21.54	22.62	23.76	24.94	1,640.80	1,723.20	1,809.60	1,900.80	1,995.20	4,322.93	51,875.20
340	20.61	21.64	22.73	23.86	25.05	1,648.80	1,731.20	1,818.40	1,908.80	2,004.00	4,342.00	52,104.00
341	20.72	21.76	22.85	23.99	25.19	1,657.60	1,740.80	1,828.00	1,919.20	2,015.20	4,366.27	52,395.20
342	20.82	21.86	22.95	24.10	25.31	1,665.60	1,748.80	1,836.00	1,928.00	2,024.80	4,387.07	52,644.80
343	20.92	21.97	23.07	24.23	25.44	1,673.60	1,757.60	1,845.60	1,938.40	2,035.20	4,409.60	52,915.20
344	21.02	22.07	23.17	24.34	25.55	1,681.60	1,765.60	1,853.60	1,947.20	2,044.00	4,428.67	53,144.00
345	21.12	22.19	23.30	24.46	25.68	1,689.60	1,775.20	1,864.00	1,956.80	2,054.40	4,451.20	53,414.40
346	21.23	22.29	23.40	24.57	25.80	1,698.40	1,783.20	1,872.00	1,965.60	2,064.00	4,472.00	53,664.00
347	21.33	22.40	23.52	24.69	25.93	1,706.40	1,792.00	1,881.60	1,975.20	2,074.40	4,494.53	53,934.40
348	21.43	22.50	23.62	24.81	26.05	1,714.40	1,800.00	1,889.60	1,984.80	2,084.00	4,515.33	54,184.00
349	21.54	22.62	23.76	24.94	26.18	1,723.20	1,809.60	1,900.80	1,995.20	2,094.40	4,537.87	54,454.40
350	21.65	22.74	23.87	25.06	26.32	1,732.00	1,819.20	1,909.60	2,004.80	2,105.60	4,562.13	54,745.60
351	21.77	22.86	24.00	25.20	26.47	1,741.60	1,828.80	1,920.00	2,016.00	2,117.60	4,588.13	55,057.60
352	21.88	22.97	24.12	25.33	26.59	1,750.40	1,837.60	1,929.60	2,026.40	2,127.20	4,608.93	55,307.20
353	21.99	23.09	24.25	25.46	26.73	1,759.20	1,847.20	1,940.00	2,036.80	2,138.40	4,633.20	55,598.40
354	22.10	23.21	24.37	25.58	26.86	1,768.00	1,856.80	1,949.60	2,046.40	2,148.80	4,655.73	55,868.80
355	22.22	23.33	24.49	25.71	27.00	1,777.60	1,866.40	1,959.20	2,056.80	2,160.00	4,680.00	56,160.00
356	22.33	23.44	24.61	25.85	27.14	1,786.40	1,875.20	1,968.80	2,068.00	2,171.20	4,704.27	56,451.20
357	22.44	23.56	24.75	25.98	27.27	1,795.20	1,884.80	1,980.00	2,078.40	2,181.60	4,726.80	56,721.60
358	22.55	23.68	24.87	26.11	27.42	1,804.00	1,894.40	1,989.60	2,088.80	2,193.60	4,752.80	57,033.60
359	22.66	23.80	24.99	26.24	27.56	1,812.80	1,904.00	1,999.20	2,099.20	2,204.80	4,777.07	57,324.80
360	22.78	23.92	25.11	26.37	27.68	1,822.40	1,913.60	2,008.80	2,109.60	2,214.40	4,797.87	57,574.40
361	22.89	24.03	25.23	26.50	27.83	1,831.20	1,922.40	2,018.40	2,120.00	2,226.40	4,823.87	57,886.40
362	23.00	24.15	25.36	26.62	27.96	1,840.00	1,932.00	2,028.80	2,129.60	2,236.80	4,846.40	58,156.80
363	23.11	24.27	25.48	26.75	28.09	1,848.80	1,941.60	2,038.40	2,140.00	2,247.20	4,868.93	58,427.20
364	23.23	24.39	25.61	26.90	28.24	1,858.40	1,951.20	2,048.80	2,152.00	2,259.20	4,894.93	58,739.20

GLENN COUNTY PAY SCHEDULE
Effective November 8, 2015

RANGE	HOURLY					BI-WEEKLY					MONTHLY STEP--E	ANNUAL STEP -E
	STEP A	STEP B	STEP C	STEP D	STEP E	STEP-A	STEP-B	STEP-C	STEP-D	STEP-E		
365	23.34	24.50	25.72	27.01	28.36	1,867.20	1,960.00	2,057.60	2,160.80	2,268.80	4,915.73	58,988.80
366	23.45	24.62	25.86	27.15	28.51	1,876.00	1,969.60	2,068.80	2,172.00	2,280.80	4,941.73	59,300.80
367	23.56	24.75	25.98	27.27	28.64	1,884.80	1,980.00	2,078.40	2,181.60	2,291.20	4,964.27	59,571.20
368	23.68	24.87	26.11	27.42	27.78	1,894.40	1,989.60	2,088.80	2,193.60	2,222.40	4,815.20	57,782.40
369	23.81	25.00	26.25	27.57	28.95	1,904.80	2,000.00	2,100.00	2,205.60	2,316.00	5,018.00	60,216.00
370	23.93	25.12	26.38	27.69	29.08	1,914.40	2,009.60	2,110.40	2,215.20	2,326.40	5,040.53	60,486.40
371	24.05	25.26	26.52	27.85	29.24	1,924.00	2,020.80	2,121.60	2,228.00	2,339.20	5,068.27	60,819.20
372	24.17	25.39	26.65	27.99	29.39	1,933.60	2,031.20	2,132.00	2,239.20	2,351.20	5,094.27	61,131.20
373	24.30	25.51	26.79	28.12	29.53	1,944.00	2,040.80	2,143.20	2,249.60	2,362.40	5,118.53	61,422.40
374	24.42	25.64	26.93	28.27	29.69	1,953.60	2,051.20	2,154.40	2,261.60	2,375.20	5,146.27	61,755.20
375	24.54	25.77	27.05	28.41	29.82	1,963.20	2,061.60	2,164.00	2,272.80	2,385.60	5,168.80	62,025.60
376	24.66	25.90	27.19	28.55	29.98	1,972.80	2,072.00	2,175.20	2,284.00	2,398.40	5,196.53	62,358.40
377	24.79	26.03	27.34	28.70	30.14	1,983.20	2,082.40	2,187.20	2,296.00	2,411.20	5,224.27	62,691.20
378	24.91	26.15	27.46	28.84	30.27	1,993.12	2,092.00	2,196.80	2,307.20	2,421.60	5,246.80	62,961.60
379	25.03	26.29	27.60	28.98	30.43	2,002.40	2,103.20	2,208.00	2,318.40	2,434.40	5,274.53	63,294.40
380	25.15	26.41	27.72	29.11	30.57	2,012.00	2,112.80	2,217.60	2,328.80	2,445.60	5,298.80	63,585.60
381	25.28	26.54	27.87	29.26	30.72	2,022.40	2,123.20	2,229.60	2,340.80	2,457.60	5,324.80	63,897.60
382	25.40	26.67	28.01	29.41	30.88	2,032.00	2,133.60	2,240.80	2,352.80	2,470.40	5,352.53	64,230.40
383	25.52	26.80	28.13	29.54	31.02	2,041.60	2,144.00	2,250.40	2,363.20	2,481.60	5,376.80	64,521.60
384	25.65	26.94	28.28	29.70	31.19	2,052.00	2,155.20	2,262.40	2,376.00	2,495.20	5,406.27	64,875.20
385	25.79	27.07	28.43	29.85	31.33	2,063.20	2,165.60	2,274.40	2,388.00	2,506.40	5,430.53	65,166.40
386	25.92	27.21	28.57	30.00	31.50	2,073.60	2,176.80	2,285.60	2,400.00	2,520.00	5,460.00	65,520.00
387	26.05	27.36	28.72	30.16	31.67	2,084.00	2,188.80	2,297.60	2,412.80	2,533.60	5,489.47	65,873.60
388	26.18	27.49	28.87	30.31	31.83	2,094.40	2,199.20	2,309.60	2,424.80	2,546.40	5,517.20	66,206.40
389	26.32	27.63	29.01	30.46	31.98	2,105.60	2,210.40	2,320.80	2,436.80	2,558.40	5,543.20	66,518.40
390	26.45	27.77	29.16	30.62	32.15	2,116.00	2,221.60	2,332.80	2,449.60	2,572.00	5,572.67	66,872.00
391	26.58	27.91	29.30	30.77	32.31	2,126.40	2,232.00	2,344.00	2,461.60	2,584.80	5,600.40	67,204.80
392	26.71	28.05	29.46	30.93	32.48	2,136.80	2,244.00	2,356.80	2,474.40	2,598.40	5,629.87	67,558.40
393	26.85	28.19	29.60	31.08	32.63	2,148.00	2,255.20	2,368.00	2,486.40	2,610.40	5,655.87	67,870.40
394	26.98	28.33	29.74	31.32	32.79	2,158.40	2,266.40	2,379.20	2,505.60	2,623.20	5,683.60	68,203.20
395	27.11	28.47	29.90	31.40	32.97	2,168.80	2,277.60	2,392.00	2,512.00	2,637.60	5,714.80	68,577.60
396	27.24	28.61	30.04	31.54	33.12	2,179.20	2,288.80	2,403.20	2,523.20	2,649.60	5,740.80	68,889.60
397	27.38	28.74	30.18	31.69	33.27	2,190.40	2,299.20	2,414.40	2,535.20	2,661.60	5,766.80	69,201.60
398	27.51	28.89	30.33	31.85	33.45	2,200.80	2,311.20	2,426.40	2,548.00	2,676.00	5,798.00	69,576.00
399	27.64	29.03	30.48	32.00	33.60	2,211.20	2,322.40	2,438.40	2,560.00	2,688.00	5,824.00	69,888.00
400	27.78	29.17	30.63	32.16	33.77	2,222.40	2,333.60	2,450.40	2,572.80	2,701.60	5,853.47	70,241.60
401	27.93	29.33	30.79	32.33	33.96	2,234.40	2,346.40	2,463.20	2,586.40	2,716.80	5,886.40	70,636.80
402	28.07	29.48	30.96	32.51	34.13	2,245.60	2,358.40	2,476.80	2,600.80	2,730.40	5,915.87	70,990.40
403	28.21	29.62	31.10	32.65	34.28	2,256.80	2,369.60	2,488.00	2,612.00	2,742.40	5,941.87	71,302.40
404	28.36	29.77	31.26	32.82	34.47	2,268.80	2,381.60	2,500.80	2,625.60	2,757.60	5,974.80	71,697.60
405	28.50	29.93	31.43	33.00	34.65	2,280.00	2,394.40	2,514.40	2,640.00	2,772.00	6,006.00	72,072.00
406	28.64	30.07	31.57	33.15	34.81	2,291.20	2,405.60	2,525.60	2,652.00	2,784.80	6,033.73	72,404.80
407	28.78	30.22	31.73	33.32	34.99	2,302.40	2,417.60	2,538.40	2,665.60	2,799.20	6,064.93	72,779.20
408	28.93	30.38	31.90	33.49	35.16	2,314.40	2,430.40	2,552.00	2,679.20	2,812.80	6,094.40	73,132.80
409	29.07	30.53	32.06	33.66	35.34	2,325.60	2,442.40	2,564.80	2,692.80	2,827.20	6,125.60	73,507.20
410	29.21	30.67	32.20	33.81	35.51	2,336.80	2,453.60	2,576.00	2,704.80	2,840.80	6,155.07	73,860.80
411	29.36	30.82	32.36	33.99	35.69	2,348.80	2,465.60	2,588.80	2,719.20	2,855.20	6,186.27	74,235.20
412	29.50	30.98	32.53	34.15	35.85	2,360.00	2,478.40	2,602.40	2,732.00	2,868.00	6,214.00	74,568.00
413	29.64	31.12	32.68	34.31	36.03	2,371.20	2,489.60	2,614.40	2,744.80	2,882.40	6,245.20	74,942.40
414	29.79	31.28	32.84	34.49	36.21	2,383.20	2,502.40	2,627.20	2,759.20	2,896.80	6,276.40	75,316.80
415	29.95	31.45	33.02	34.67	36.40	2,396.00	2,516.00	2,641.60	2,773.60	2,912.00	6,309.33	75,712.00
416	30.10	31.61	33.19	34.85	36.60	2,408.00	2,528.80	2,655.20	2,788.00	2,928.00	6,344.00	76,128.00
417	30.25	31.76	33.35	35.03	36.78	2,420.00	2,540.80	2,668.00	2,802.40	2,942.40	6,375.20	76,502.40

GLENN COUNTY PAY SCHEDULE
Effective November 8, 2015

RANGE	HOURLY					BI-WEEKLY					MONTHLY STEP--E	ANNUAL STEP -E
	STEP A	STEP B	STEP C	STEP D	STEP E	STEP-A	STEP-B	STEP-C	STEP-D	STEP-E		
418	30.41	31.93	33.53	35.20	36.96	2,432.80	2,554.40	2,682.40	2,816.00	2,956.80	6,406.40	76,876.80
419	30.56	32.09	33.69	35.37	37.14	2,444.80	2,567.20	2,695.20	2,829.60	2,971.20	6,437.60	77,251.20
420	30.71	32.25	33.86	35.56	37.33	2,456.80	2,580.00	2,708.80	2,844.80	2,986.40	6,470.53	77,646.40
421	30.87	32.41	34.03	35.73	37.52	2,469.60	2,592.80	2,722.40	2,858.40	3,001.60	6,503.47	78,041.60
422	31.02	32.57	34.20	35.91	37.71	2,481.60	2,605.60	2,736.00	2,872.80	3,016.80	6,536.40	78,436.80
423	31.17	32.73	34.36	36.08	37.88	2,493.60	2,618.40	2,748.80	2,886.40	3,030.40	6,565.87	78,790.40
424	31.32	32.90	34.54	36.26	38.08	2,505.60	2,632.00	2,763.20	2,900.80	3,046.40	6,600.53	79,206.40
425	31.48	33.05	34.70	36.43	38.26	2,518.40	2,644.00	2,776.00	2,914.40	3,060.80	6,631.73	79,580.80
426	31.63	33.21	34.87	36.62	38.45	2,530.40	2,656.80	2,789.60	2,929.60	3,076.00	6,664.67	79,976.00
427	31.79	33.38	35.06	36.81	38.65	2,543.20	2,670.40	2,804.80	2,944.80	3,092.00	6,699.33	80,392.00
428	31.96	33.56	35.24	37.01	38.85	2,556.80	2,684.80	2,819.20	2,960.80	3,108.00	6,734.00	80,808.00
429	32.12	33.72	35.40	37.18	39.04	2,569.60	2,697.60	2,832.00	2,974.40	3,123.20	6,766.93	81,203.20
430	32.28	33.89	35.59	37.36	39.23	2,582.40	2,711.20	2,847.20	2,988.80	3,138.40	6,799.87	81,598.40
431	32.45	34.07	35.77	37.56	39.43	2,596.00	2,725.60	2,861.60	3,004.80	3,154.40	6,834.53	82,014.40
432	32.61	34.24	35.96	37.75	39.64	2,608.80	2,739.20	2,876.80	3,020.00	3,171.20	6,870.93	82,451.20
433	32.77	34.41	36.14	37.94	39.84	2,621.60	2,752.80	2,891.20	3,035.20	3,187.20	6,905.60	82,867.20
434	32.94	34.58	36.31	38.13	40.04	2,635.20	2,766.40	2,904.80	3,050.40	3,203.20	6,940.27	83,283.20
435	33.10	34.75	36.49	38.31	40.23	2,648.00	2,780.00	2,919.20	3,064.80	3,218.40	6,973.20	83,678.40
436	33.26	34.92	36.67	38.51	40.43	2,660.80	2,793.60	2,933.60	3,080.80	3,234.40	7,007.87	84,094.40
437	33.43	35.10	36.85	38.70	40.64	2,674.40	2,808.00	2,948.00	3,096.00	3,251.20	7,044.27	84,531.20
438	33.59	35.27	37.04	38.89	40.84	2,687.20	2,821.60	2,963.20	3,111.20	3,267.20	7,078.93	84,947.20
439	33.75	35.43	37.21	39.07	41.02	2,700.00	2,834.40	2,976.80	3,125.60	3,281.60	7,110.13	85,321.60
440	33.93	35.62	37.40	39.27	41.24	2,714.40	2,849.60	2,992.00	3,141.60	3,299.20	7,148.27	85,779.20
441	34.10	35.80	37.60	39.47	41.45	2,728.00	2,864.00	3,008.00	3,157.60	3,316.00	7,184.67	86,216.00
442	34.27	35.99	37.78	39.67	41.65	2,741.60	2,879.20	3,022.40	3,173.60	3,332.00	7,219.33	86,632.00
443	34.45	36.17	37.97	39.87	41.86	2,756.00	2,893.60	3,037.60	3,189.60	3,348.80	7,255.73	87,068.80
444	34.62	36.35	38.17	40.08	42.08	2,769.60	2,908.00	3,053.60	3,206.40	3,366.40	7,293.87	87,526.40
445	34.79	36.54	38.36	40.28	42.29	2,783.20	2,923.20	3,068.80	3,222.40	3,383.20	7,330.27	87,963.20
446	34.97	36.71	38.55	40.47	42.49	2,797.60	2,936.80	3,084.00	3,237.60	3,399.20	7,364.93	88,379.20
447	35.14	36.89	38.74	40.68	42.71	2,811.20	2,951.20	3,099.20	3,254.40	3,416.80	7,403.07	88,836.80
448	35.31	37.08	38.93	40.88	42.92	2,824.80	2,966.40	3,114.40	3,270.40	3,433.60	7,439.47	89,273.60
449	35.49	37.26	39.13	41.09	43.14	2,839.20	2,980.80	3,130.40	3,287.20	3,451.20	7,477.60	89,731.20
450	35.66	37.44	39.32	41.29	43.35	2,852.80	2,995.20	3,145.60	3,303.20	3,468.00	7,514.00	90,168.00
451	35.83	37.63	39.50	41.48	43.55	2,866.40	3,010.40	3,160.00	3,318.40	3,484.00	7,548.67	90,584.00
452	36.02	37.82	39.71	41.70	43.78	2,881.60	3,025.60	3,176.80	3,336.00	3,502.40	7,588.53	91,062.40
453	36.20	38.01	39.90	41.90	43.99	2,896.00	3,040.80	3,192.00	3,352.00	3,519.20	7,624.93	91,499.20
454	36.38	38.30	40.11	42.12	44.22	2,910.40	3,064.00	3,208.80	3,369.60	3,537.60	7,664.80	91,977.60
455	36.57	38.39	40.31	42.33	44.45	2,925.60	3,071.20	3,224.80	3,386.40	3,556.00	7,704.67	92,456.00
456	36.75	38.59	40.51	42.54	44.68	2,940.00	3,087.20	3,240.80	3,403.20	3,574.40	7,744.53	92,934.40
457	36.93	38.78	40.72	42.76	44.90	2,954.40	3,102.40	3,257.60	3,420.80	3,592.00	7,782.67	93,392.00
458	37.12	38.97	40.92	42.97	45.12	2,969.60	3,117.60	3,273.60	3,437.60	3,609.60	7,820.80	93,849.60
459	37.30	39.17	41.13	43.19	45.35	2,984.00	3,133.60	3,290.40	3,455.20	3,628.00	7,860.67	94,328.00
460	37.49	39.36	41.33	43.40	45.57	2,999.20	3,148.80	3,306.40	3,472.00	3,645.60	7,898.80	94,785.60
461	37.67	39.56	41.53	43.62	45.80	3,013.60	3,164.80	3,322.40	3,489.60	3,664.00	7,938.67	95,264.00
462	37.85	39.75	41.74	43.83	46.02	3,028.00	3,180.00	3,339.20	3,506.40	3,681.60	7,976.80	95,721.60
463	38.05	39.95	41.95	44.05	46.26	3,044.00	3,196.00	3,356.00	3,524.00	3,700.80	8,018.40	96,220.80
464	38.24	40.15	42.16	44.27	46.48	3,059.20	3,212.00	3,372.80	3,541.60	3,718.40	8,056.53	96,678.40
465	38.43	40.35	42.37	44.49	46.72	3,074.40	3,228.00	3,389.60	3,559.20	3,737.60	8,098.13	97,177.60
466	38.63	40.56	42.59	44.72	46.95	3,090.40	3,244.80	3,407.20	3,577.60	3,756.00	8,138.00	97,656.00
467	38.82	40.76	42.80	44.94	47.19	3,105.60	3,260.80	3,424.00	3,595.20	3,775.20	8,179.60	98,155.20
468	39.02	40.96	43.01	45.17	47.42	3,121.60	3,276.80	3,440.80	3,613.60	3,793.60	8,219.47	98,633.60
469	39.21	41.17	43.23	45.39	47.66	3,136.80	3,293.60	3,458.40	3,631.20	3,812.80	8,261.07	99,132.80
470	39.40	41.37	43.44	45.61	47.90	3,152.00	3,309.60	3,475.20	3,648.80	3,832.00	8,302.67	99,632.00

GLENN COUNTY PAY SCHEDULE
Effective November 8, 2015

RANGE	HOURLY					BI-WEEKLY					MONTHLY STEP--E	ANNUAL STEP -E
	STEP A	STEP B	STEP C	STEP D	STEP E	STEP-A	STEP-B	STEP-C	STEP-D	STEP-E		
471	39.60	41.58	43.66	45.84	48.13	3,168.00	3,326.40	3,492.80	3,667.20	3,850.40	8,342.53	100,110.40
472	39.79	41.78	43.87	46.06	48.37	3,183.20	3,342.40	3,509.60	3,684.80	3,869.60	8,384.13	100,609.60
473	39.99	41.99	44.09	46.30	48.61	3,199.20	3,359.20	3,527.20	3,704.00	3,888.80	8,425.73	101,108.80
474	40.20	42.21	44.32	46.53	48.86	3,216.00	3,376.80	3,545.60	3,722.40	3,908.80	8,469.07	101,628.80
475	40.40	42.42	44.54	46.77	49.10	3,232.00	3,393.60	3,563.20	3,741.60	3,928.00	8,510.67	102,128.00
476	40.61	42.64	44.77	47.00	49.35	3,248.80	3,411.20	3,581.60	3,760.00	3,948.00	8,554.00	102,648.00
477	40.81	42.85	44.99	47.25	49.61	3,264.80	3,428.00	3,599.20	3,780.00	3,968.80	8,599.07	103,188.80
478	41.01	43.06	45.22	47.48	49.86	3,280.80	3,444.80	3,617.60	3,798.40	3,988.80	8,642.40	103,708.80
479	41.22	43.28	45.44	47.72	50.10	3,297.60	3,462.40	3,635.20	3,817.60	4,008.00	8,684.00	104,208.00
480	41.42	43.49	45.67	47.95	50.35	3,313.60	3,479.20	3,653.60	3,836.00	4,028.00	8,727.33	104,728.00
481	41.63	43.71	45.89	48.18	50.59	3,330.40	3,496.80	3,671.20	3,854.40	4,047.20	8,768.93	105,227.20
482	41.83	43.92	46.11	48.42	50.84	3,346.40	3,513.60	3,688.80	3,873.60	4,067.20	8,812.27	105,747.20
483	42.04	44.15	46.35	48.66	51.10	3,363.20	3,532.00	3,708.00	3,892.80	4,088.00	8,857.33	106,288.00
484	42.26	44.37	46.59	48.92	51.37	3,380.80	3,549.60	3,727.20	3,913.60	4,109.60	8,904.13	106,849.60
485	42.47	44.59	46.83	49.17	51.63	3,397.60	3,567.20	3,746.40	3,933.60	4,130.40	8,949.20	107,390.40
486	42.69	44.82	47.06	49.42	51.89	3,415.20	3,585.60	3,764.80	3,953.60	4,151.20	8,994.27	107,931.20
487	42.90	45.04	47.30	49.66	52.14	3,432.00	3,603.20	3,784.00	3,972.80	4,171.20	9,037.60	108,451.20
488	43.12	45.27	47.53	49.91	52.41	3,449.60	3,621.60	3,802.40	3,992.80	4,192.80	9,084.40	109,012.80
489	43.33	45.49	47.77	50.15	52.66	3,466.40	3,639.20	3,821.60	4,012.00	4,212.80	9,127.73	109,532.80
490	43.54	45.72	48.00	50.40	52.92	3,483.20	3,657.60	3,840.00	4,032.00	4,233.60	9,172.80	110,073.60
491	43.76	45.95	48.25	50.66	53.19	3,500.80	3,676.00	3,860.00	4,052.80	4,255.20	9,219.60	110,635.20
492	43.97	46.18	48.48	50.91	53.46	3,517.60	3,694.40	3,878.40	4,072.80	4,276.80	9,266.40	111,196.80
493	44.20	46.41	48.74	51.17	53.73	3,536.00	3,712.80	3,899.20	4,093.60	4,298.40	9,313.20	111,758.40
494	44.42	46.64	48.98	51.43	54.00	3,553.60	3,731.20	3,918.40	4,114.40	4,320.00	9,360.00	112,320.00
495	44.65	46.88	49.23	51.68	54.26	3,572.00	3,750.40	3,938.40	4,134.40	4,340.80	9,405.07	112,860.80
496	44.87	47.11	49.47	51.95	54.55	3,589.60	3,768.80	3,957.60	4,156.00	4,364.00	9,455.33	113,464.00
497	45.09	47.35	49.71	52.20	54.81	3,607.20	3,788.00	3,976.80	4,176.00	4,384.80	9,500.40	114,004.80
498	45.32	47.58	49.96	52.46	55.08	3,625.60	3,806.40	3,996.80	4,196.80	4,406.40	9,547.20	114,566.40
499	45.54	47.82	50.20	52.71	55.35	3,643.20	3,825.60	4,016.00	4,216.80	4,428.00	9,594.00	115,128.00
500	45.77	48.05	50.46	52.98	55.63	3,661.60	3,844.00	4,036.80	4,238.40	4,450.40	9,642.53	115,710.40
501	45.99	48.29	50.70	53.24	55.91	3,679.20	3,863.20	4,056.00	4,259.20	4,472.80	9,691.07	116,292.80
502	46.23	48.54	50.97	53.52	56.19	3,698.40	3,883.20	4,077.60	4,281.60	4,495.20	9,739.60	116,875.20
503	46.46	48.79	51.22	53.78	56.48	3,716.80	3,903.20	4,097.60	4,302.40	4,518.40	9,789.87	117,478.40
504	46.70	49.03	51.48	54.05	56.75	3,736.00	3,922.40	4,118.40	4,324.00	4,540.00	9,836.67	118,040.00
505	46.93	49.28	51.74	54.34	57.05	3,754.40	3,942.40	4,139.20	4,347.20	4,564.00	9,888.67	118,664.00
506	47.16	49.52	52.00	54.60	57.33	3,772.80	3,961.60	4,160.00	4,368.00	4,586.40	9,937.20	119,246.40
507	47.40	49.77	52.25	54.87	57.61	3,792.00	3,981.60	4,180.00	4,389.60	4,608.80	9,985.73	119,828.80
508	47.63	50.02	52.52	55.14	57.90	3,810.40	4,001.60	4,201.60	4,411.20	4,632.00	10,036.00	120,432.00
509	47.87	50.27	52.77	55.42	58.19	3,829.60	4,021.60	4,221.60	4,433.60	4,655.20	10,086.27	121,035.20
510	48.10	50.51	53.04	55.69	58.48	3,848.00	4,040.80	4,243.20	4,455.20	4,678.40	10,136.53	121,638.40
511	48.35	50.77	53.31	55.97	58.76	3,868.00	4,061.60	4,264.80	4,477.60	4,700.80	10,185.07	122,220.80
512	48.59	51.02	53.57	56.25	59.07	3,887.20	4,081.60	4,285.60	4,500.00	4,725.60	10,238.80	122,865.60
513	48.84	51.28	53.84	56.53	59.35	3,907.20	4,102.40	4,307.20	4,522.40	4,748.00	10,287.33	123,448.00
514	49.08	51.54	54.12	56.82	59.67	3,926.40	4,123.20	4,329.60	4,545.60	4,773.60	10,342.80	124,113.60
515	49.33	51.80	54.39	57.11	59.97	3,946.40	4,144.00	4,351.20	4,568.80	4,797.60	10,394.80	124,737.60
516	49.57	52.05	54.65	57.39	60.25	3,965.60	4,164.00	4,372.00	4,591.20	4,820.00	10,443.33	125,320.00
517	49.82	52.31	54.92	57.66	60.55	3,985.60	4,184.80	4,393.60	4,612.80	4,844.00	10,495.33	125,944.00
518	50.06	52.56	55.19	57.96	60.85	4,004.80	4,204.80	4,415.20	4,636.80	4,868.00	10,547.33	126,568.00
519	50.32	52.84	55.48	58.25	61.17	4,025.60	4,227.20	4,438.40	4,660.00	4,893.60	10,602.80	127,233.60
520	50.57	53.10	55.75	58.54	61.47	4,045.60	4,248.00	4,460.00	4,683.20	4,917.60	10,654.80	127,857.60
521	50.83	53.37	56.04	58.84	61.78	4,066.40	4,269.60	4,483.20	4,707.20	4,942.40	10,708.53	128,502.40
522	51.08	53.63	56.31	59.13	62.09	4,086.40	4,290.40	4,504.80	4,730.40	4,967.20	10,762.27	129,147.20
523	51.34	53.91	56.60	59.43	62.39	4,107.20	4,312.80	4,528.00	4,754.40	4,991.20	10,814.27	129,771.20

GLENN COUNTY PAY SCHEDULE
Effective November 8, 2015

RANGE	HOURLY					BI-WEEKLY					MONTHLY STEP--E	ANNUAL STEP -E
	STEP A	STEP B	STEP C	STEP D	STEP E	STEP-A	STEP-B	STEP-C	STEP-D	STEP-E		
524	51.59	54.17	56.89	59.73	62.72	4,127.20	4,333.60	4,551.20	4,778.40	5,017.60	10,871.47	130,457.60
525	51.85	54.44	57.16	60.02	63.02	4,148.00	4,355.20	4,572.80	4,801.60	5,041.60	10,923.47	131,081.60
526	52.10	54.70	57.44	60.31	63.33	4,168.00	4,376.00	4,595.20	4,824.80	5,066.40	10,977.20	131,726.40
527	52.37	54.99	57.74	60.63	63.66	4,189.60	4,399.20	4,619.20	4,850.40	5,092.80	11,034.40	132,412.80
528	52.63	55.26	58.03	60.92	63.97	4,210.40	4,420.80	4,642.40	4,873.60	5,117.60	11,088.13	133,057.60
529	52.90	55.54	58.31	61.23	64.29	4,232.00	4,443.20	4,664.80	4,898.40	5,143.20	11,143.60	133,723.20
530	53.16	55.82	58.62	61.55	64.63	4,252.80	4,465.60	4,689.60	4,924.00	5,170.40	11,202.53	134,430.40
531	53.43	56.10	58.91	61.85	64.94	4,274.40	4,488.00	4,712.80	4,948.00	5,195.20	11,256.27	135,075.20
532	53.69	56.38	59.19	62.15	65.26	4,295.20	4,510.40	4,735.20	4,972.00	5,220.80	11,311.73	135,740.80
533	53.96	56.66	59.50	62.48	65.60	4,316.80	4,532.80	4,760.00	4,998.40	5,248.00	11,370.67	136,448.00
534	54.22	56.94	59.78	62.77	65.91	4,337.60	4,555.20	4,782.40	5,021.60	5,272.80	11,424.40	137,092.80
535	54.50	57.22	60.09	63.10	66.25	4,360.00	4,577.60	4,807.20	5,048.00	5,300.00	11,483.33	137,800.00
536	54.77	57.52	60.39	63.41	66.59	4,381.60	4,601.60	4,831.20	5,072.80	5,327.20	11,542.27	138,507.20
537	55.05	57.80	60.69	63.73	66.91	4,404.00	4,624.00	4,855.20	5,098.40	5,352.80	11,597.73	139,172.80
538	55.32	58.09	61.00	64.05	67.25	4,425.60	4,647.20	4,880.00	5,124.00	5,380.00	11,656.67	139,880.00
539	55.60	58.38	61.30	64.37	67.60	4,448.00	4,670.40	4,904.00	5,149.60	5,408.00	11,717.33	140,608.00
540	55.88	58.67	61.61	64.69	67.92	4,470.40	4,693.60	4,928.80	5,175.20	5,433.60	11,772.80	141,273.60
541	56.15	58.96	61.90	64.99	68.25	4,492.00	4,716.80	4,952.00	5,199.20	5,460.00	11,830.00	141,960.00
542	56.44	59.26	62.23	65.34	68.61	4,515.20	4,740.80	4,978.40	5,227.20	5,488.80	11,892.40	142,708.80
543	56.72	59.56	62.54	65.67	68.95	4,537.60	4,764.80	5,003.20	5,253.60	5,516.00	11,951.33	143,416.00
544	57.01	59.85	62.84	65.98	69.28	4,560.80	4,788.00	5,027.20	5,278.40	5,542.40	12,008.53	144,102.40
545	57.29	60.16	63.17	66.33	69.65	4,583.20	4,812.80	5,053.60	5,306.40	5,572.00	12,072.67	144,872.00
546	57.58	60.46	63.47	66.65	69.98	4,606.40	4,836.80	5,077.60	5,332.00	5,598.40	12,129.87	145,558.40
547	57.86	60.76	63.80	66.99	70.34	4,628.80	4,860.80	5,104.00	5,359.20	5,627.20	12,192.27	146,307.20
548	58.15	61.06	64.11	67.31	70.68	4,652.00	4,884.80	5,128.80	5,384.80	5,654.40	12,251.20	147,014.40
549	58.45	61.37	64.44	67.67	71.05	4,676.00	4,909.60	5,155.20	5,413.60	5,684.00	12,315.33	147,784.00
550	58.74	61.68	64.76	67.99	71.39	4,699.20	4,934.40	5,180.80	5,439.20	5,711.20	12,374.27	148,491.20
551	59.04	61.99	65.09	68.34	71.76	4,723.20	4,959.20	5,207.20	5,467.20	5,740.80	12,438.40	149,260.80
552	59.33	62.30	65.41	68.69	72.12	4,746.40	4,984.00	5,232.80	5,495.20	5,769.60	12,500.80	150,009.60
553	59.63	62.61	65.74	69.02	72.47	4,770.40	5,008.80	5,259.20	5,521.60	5,797.60	12,561.47	150,737.60
554	59.93	62.92	66.07	69.37	72.84	4,794.40	5,033.60	5,285.60	5,549.60	5,827.20	12,625.60	151,507.20
555	60.22	63.23	66.39	69.71	73.20	4,817.60	5,058.40	5,311.20	5,576.80	5,856.00	12,688.00	152,256.00
556	60.53	63.56	66.74	70.07	73.58	4,842.40	5,084.80	5,339.20	5,605.60	5,886.40	12,753.87	153,046.40
557	60.83	63.87	67.07	70.42	73.94	4,866.40	5,109.60	5,365.60	5,633.60	5,915.20	12,816.27	153,795.20
558	61.14	64.20	67.41	70.78	74.32	4,891.20	5,136.00	5,392.80	5,662.40	5,945.60	12,882.13	154,585.60
559	61.44	64.52	67.74	71.12	74.68	4,915.20	5,161.60	5,419.20	5,689.60	5,974.40	12,944.53	155,334.40
560	61.75	64.84	68.09	71.49	75.06	4,940.00	5,187.20	5,447.20	5,719.20	6,004.80	13,010.40	156,124.80
561	62.06	65.16	68.41	71.83	75.42	4,964.80	5,212.80	5,472.80	5,746.40	6,033.60	13,072.80	156,873.60
562	62.36	65.48	68.76	72.20	75.81	4,988.80	5,238.40	5,500.80	5,776.00	6,064.80	13,140.40	157,684.80
563	62.68	65.81	69.11	72.56	76.19	5,014.40	5,264.80	5,528.80	5,804.80	6,095.20	13,206.27	158,475.20
564	63.00	66.15	69.45	72.92	76.56	5,040.00	5,292.00	5,556.00	5,833.60	6,124.80	13,270.40	159,244.80
565	63.61	66.47	69.80	73.29	76.95	5,088.80	5,317.60	5,584.00	5,863.20	6,156.00	13,338.00	160,056.00
566	63.63	66.81	70.16	73.66	77.35	5,090.40	5,344.80	5,612.80	5,892.80	6,188.00	13,407.33	160,888.00
567	63.94	67.14	70.49	74.02	77.72	5,115.20	5,371.20	5,639.20	5,921.60	6,217.60	13,471.47	161,657.60
568	64.26	67.47	70.85	74.39	78.11	5,140.80	5,397.60	5,668.00	5,951.20	6,248.80	13,539.07	162,468.80
569	64.59	67.82	71.21	74.77	78.51	5,167.20	5,425.60	5,696.80	5,981.60	6,280.80	13,608.40	163,300.80
570	64.91	68.16	71.56	75.14	78.90	5,192.80	5,452.80	5,724.80	6,011.20	6,312.00	13,676.00	164,112.00
571	65.24	68.50	71.93	75.53	79.31	5,219.20	5,480.00	5,754.40	6,042.40	6,344.80	13,747.07	164,964.80
572	65.57	68.84	72.28	75.89	79.68	5,245.60	5,507.20	5,782.40	6,071.20	6,374.40	13,811.20	165,734.40
573	65.89	69.19	72.64	76.28	80.09	5,271.20	5,535.20	5,811.20	6,102.40	6,407.20	13,882.27	166,587.20

GLENN COUNTY PAY SCHEDULE
Effective November 8, 2015

RANGE	HOURLY					BI-WEEKLY					MONTHLY STEP--E	ANNUAL STEP -E
	STEP A	STEP B	STEP C	STEP D	STEP E	STEP-A	STEP-B	STEP-C	STEP-D	STEP-E		
574	66.22	69.53	73.01	76.66	80.50	5,297.60	5,562.40	5,840.80	6,132.80	6,440.00	13,953.33	167,440.00
575	66.54	69.87	73.37	77.04	80.90	5,323.20	5,589.60	5,869.60	6,163.20	6,472.00	14,022.67	168,272.00
576	66.88	70.23	73.74	77.42	81.29	5,350.40	5,618.40	5,899.20	6,193.60	6,503.20	14,090.27	169,083.20
577	67.22	70.58	74.11	77.82	81.70	5,377.60	5,646.40	5,928.80	6,225.60	6,536.00	14,161.33	169,936.00
578	67.55	70.93	74.48	78.20	82.11	5,404.00	5,674.40	5,958.40	6,256.00	6,568.80	14,232.40	170,788.80
579	67.89	71.29	74.85	78.59	82.52	5,431.20	5,703.20	5,988.00	6,287.20	6,601.60	14,303.47	171,641.60

**2016-2017 COUNTY OF GLENN
POSITION ALLOCATION LIST & APPLICABLE SALARY SCHEDULE**

CURRENT TITLE	NUMBER OF POSITIONS	SALARY RANGE
BOARD OF SUPERVISORS		
01011010 - BOARD OF SUPERVISORS		
Board of Supervisors, Chairman	1.00	245
Board of Supervisors	4.00	245
Subtotal	<u>5.00</u>	
01011020 - CLERK OF THE BOARD		
Senior Deputy Clerk of the Board	1.00	347
Executive Legal Secretary/Deputy Clerk of the Board	0.50	337
Subtotal	<u>1.50</u>	
Department Total		6.50
AG COMMISSIONER		
01012180 - AG COMMISSIONER		
Agricultural Commissioner/Sealer Weights & Measures	1.00	484
Assistant Agricultural Commissioner - Vacant/Unfunded	1.00	451
Deputy Agricultural Commissioner	1.00	439
Environmental Biologist IV	5.00	358
Environmental Biologist IV - Vacant/Unfunded	1.00	358
Supervising Office Technician	1.00	318
Secretary	1.00	263
Secretary - Vacant/Unfunded	1.00	263
Environmental Biologist Aide - Vacant/Unfunded	1.00	221
Subtotal	<u>13.00</u>	
01012181 - WATER RESOURCES		
Water Resources Coordinator	1.00	408
Water Resources Specialist	1.00	284
Subtotal	<u>2.00</u>	
05210000 - AIR POLLUTION CONTROL DISTRICT		
Environmental Program Manager	2.00	423
Air Pollution Specialist II	3.00	358
Supervising Office Technician	0.80	318
Subtotal	<u>5.80</u>	
Department Total		20.80

**2016-2017 COUNTY OF GLENN
POSITION ALLOCATION LIST & APPLICABLE SALARY SCHEDULE**

CURRENT TITLE	NUMBER OF POSITIONS	SALARY RANGE
ASSESSOR / CLERK-RECORDER / ELECTIONS		
01011070 - ASSESSOR		
Assessor/Clerk/Recorder/Elections	1.00	471
Assistant Assessor/Clerk/Recorder/Elections	1.00	426
Administrative Assistant	1.00	353
Senior Appraiser	3.00	347
Office Technician I/II	2.00	296
Subtotal	<u>8.00</u>	
01011100 - ELECTIONS		
Supervising Office Technician	1.00	318
Subtotal	<u>1.00</u>	
01012220 - CLERK-RECORDER		
Assistant Clerk-Recorder/Elections	1.00	426
Administrative Assistant - Vacant/Unfunded	1.00	353
Office Technician I/II	2.00	296
Subtotal	<u>4.00</u>	
Department Total		13.00
CHILD SUPPORT SERVICES AGENCY		
01055340 - CHILD SUPPORT SERVICES		
Director of Child Support Services	1.00	475
Child Support Supervisor	1.00	326
Principal Secretary	1.00	294
Child Support Specialist I/II	4.00	281
Child Support Specialist I/II - Vacant/Unfunded	1.00	281
Accounting Technician	1.00	278
Office Assistant III	1.00	242
Department Total		10.00
COOPERATIVE EXTENSION		
01016050 - COOPERATIVE EXTENSION		
Administrative Services Analyst	1.00	334
County Services Specialist II	1.00	280
Office Assistant	1.00	221
Department Total		3.00

**2016-2017 COUNTY OF GLENN
POSITION ALLOCATION LIST & APPLICABLE SALARY SCHEDULE**

CURRENT TITLE	NUMBER OF POSITIONS	SALARY RANGE
COUNTY COUNSEL		
01011080 - COUNTY COUNSEL		
County Counsel	1.00	516
Executive Legal Secretary/Deputy Clerk of the Board	0.50	337
Department Total	1.50	
DEPARTMENT OF FINANCE		
01011040 - DOF - AUDITOR-CONTROLLER		
Director of Finance	1.00	484
Assistant Director of Finance-Auditor	1.00	451
Assistant Director of Finance-Treasurer/Tax Collection	1.00	439
Staff Services Manager I	1.00	413
Payroll Coordinator	1.00	337
Account Clerk Supervisor I	1.00	317
Property Tax Coordinator	1.00	317
Accounting Technician	1.00	278
Account Clerk III	1.00	254
Department Total	9.00	
DISTRICT ATTORNEY		
01042090 - DISTRICT ATTORNEY		
District Attorney	1.00	496
Assistant District Attorney - Vacant/Unfunded	1.00	470
Chief Investigator - Vacant/Unfunded	1.00	443
Deputy District Attorney I/II/III	1.00	430
Administrative Assistant	1.00	353
Legal Secretary III	3.00	329
Department Total	8.00	
HEALTH AND HUMAN SERVICES AGENCY		
01024010 - PUBLIC HEALTH		
Deputy Director Public Health/Director of Nursing	1.00	461
Environmental Health Director	1.00	423
Health & Human Services Program Manager	1.00	423
Senior Public Health Nurse	4.00	408
Integrated Adult Services Supervisor	1.00	402
Registered Environmental Health Specialist	2.00	395
Health & Human Services Program Coordinator	1.00	380
Administrative Services Analyst I	1.00	354
Administrative Assistant	1.00	353

**2016-2017 COUNTY OF GLENN
POSITION ALLOCATION LIST & APPLICABLE SALARY SCHEDULE**

CURRENT TITLE	NUMBER OF POSITIONS	SALARY RANGE
HEALTH AND HUMAN SERVICES AGENCY CONTINUED		
01024010 - PUBLIC HEALTH CONTINUED		
Health & Human Services Case Manager I/II	3.00	330
Accounting & General Services Specialist II	2.00	242
Subtotal	<u>18.00</u>	
01024011 - EMERGENCY PREPAREDNESS		
Emergency Preparedness Coordinator	1.00	401
Subtotal	<u>1.00</u>	
01024012 - MENTAL HEALTH		
Deputy Director Behavioral Health Services	1.00	461
Compliance and Quality Improvement Manager	1.00	423
Health & Human Services Program Manager	2.00	423
Senior Public Health Nurse	1.00	408
Health & Human Services Senior Program Coordinator	6.00	401
Senior Mental Health Counselor I/II	16.00	390
Compliance and Quality Improvement Coordinator	1.00	380
Administrative Services Analyst II	1.00	354
Administrative Assistant	2.00	353
Health & Human Services Case Manager III	3.00	350
Staff Services Specialist	1.00	338
Administrative Services Analyst I	1.00	334
Health & Human Services Case Manager I/II	11.00	330
Office Assistant III	4.00	280
Senior Van Driver	1.00	243
Van Driver	1.00	223
Subtotal	<u>53.00</u>	
01024014 - ALCOHOL & DRUG ABUSE PROGRAM		
Health & Human Services Program Manager	1.00	423
Community Outreach Advocate	1.00	330
Health & Human Services Case Manager I/II	4.00	330
Accounting & General Services Specialist II	1.00	280
Child Care Worker	1.00	211
Subtotal	<u>8.00</u>	
01024018 - VICTIM WITNESS		
Victim Witness Advocate	2.00	310
Subtotal	<u>2.00</u>	
01024025 - WOMEN, INFANTS & CHILDREN		
Health & Human Services Program Manager	1.00	423
Health Educator	1.00	334
Health & Human Services Case Manager I/II	2.00	330
Subtotal	<u>4.00</u>	

**2016-2017 COUNTY OF GLENN
POSITION ALLOCATION LIST & APPLICABLE SALARY SCHEDULE**

CURRENT TITLE	NUMBER OF POSITIONS	SALARY RANGE
HEALTH AND HUMAN SERVICES AGENCY CONTINUED		
01024170 - CALIFORNIA CHILDREN'S SERVICES		
Health & Human Services Case Manager I/II	1.00	330
Subtotal	<u>1.00</u>	
01024300 - HEALTH AND HUMAN SERVICES AGENCY		
Health & Human Services Agency Director	1.00	514
Deputy Director Health & Human Services Administration	1.00	461
Health & Human Services Agency Fiscal Manager	1.00	423
Health & Human Services Agency Administration Manager	2.00	423
Information Systems Analyst III	2.00	403
Health & Human Services Program Coordinator	1.00	380
Administrative Services Analyst III	1.00	374
Senior Administrative Assistant	1.00	373
Supervising Accountant	1.00	373
Administrative Assistant	1.00	353
Accountant III	1.00	343
Staff Services Specialist	2.00	338
Account Clerk Supervisor I	1.00	317
Accounting & General Services Specialist II	4.00	280
Personnel Technician I	1.00	271
Account Clerk III	1.00	254
Office Assistant II	1.00	221
Subtotal	<u>23.00</u>	
01025010 - SOCIAL SERVICES ADMINISTRATION		
Deputy Director Health & Human Services	1.00	461
Health & Human Services Program Manager	4.00	423
Supervising Welfare Fraud Investigator	1.00	393
Social Worker Supervisor II	4.00	390
Social Worker IV	13.00	360
Employment & Training Worker Supervisor	2.00	346
Welfare Fraud Investigator II	2.00	346
Administrative Services Analyst I	1.00	334
Social Worker III	5.00	330
Eligibility Supervisor	2.00	326
Accountant II	1.00	323
Employment & Training Worker III	3.00	317
Employment & Training Worker I/II	8.00	297
Eligibility Worker III	7.00	283
Social Services Aide	3.00	283

**2016-2017 COUNTY OF GLENN
POSITION ALLOCATION LIST & APPLICABLE SALARY SCHEDULE**

CURRENT TITLE	NUMBER OF POSITIONS	SALARY RANGE
HEALTH AND HUMAN SERVICES AGENCY CONTINUED		
01025010 - SOCIAL SERVICES ADMINISTRATION		
Public Authority Registry Specialist	2.00	280
Legal Clerk	1.00	275
Services Support Assistant III	1.00	264
Eligibility Worker I/II	20.00	262
Screeener	2.00	259
Office Assistant III	2.00	242
Office Assistant I/II	6.00	221
Subtotal	<u>91.00</u>	
04999100 - COMMUNITY ACTION		
Deputy Director Community Action - Vacant/Unfunded	1.00	461
Health & Human Services Program Manager	1.00	423
Health & Human Services Program Coordinator	2.00	380
Employment & Training Worker Supervisor	1.00	346
Accountant III	1.00	343
Community Outreach Advocate	1.00	330
Health & Human Services Case Manager II	1.00	330
Health & Human Services Case Manager I	1.00	310
Employment & Training Worker I/II	4.00	297
Housing Rehabilitation Worker III	3.00	277
Housing Rehabilitation Worker II	1.00	257
Subtotal	<u>17.00</u>	
04999105 - COMMUNITY DEVELOPMENT		
Community Development Director	1.00	423
Subtotal	<u>1.00</u>	
Department Total		219.00
PERSONNEL		
01011090 - PERSONNEL		
Personnel Director	1.00	451
Personnel Analyst III/Assistant Safety Officer	1.00	362
Personnel Analyst I/II	1.00	337
Department Total		3.00

**2016-2017 COUNTY OF GLENN
POSITION ALLOCATION LIST & APPLICABLE SALARY SCHEDULE**

CURRENT TITLE	NUMBER OF POSITIONS	SALARY RANGE
PLANNING & PUBLIC WORKS AGENCY		
01012200 - BUILDING INSPECTOR		
Code Enforcement Officer - Vacant/Unfunded	1.00	366
Senior Building Inspector	1.00	360
Office Technician I/II	2.00	296
Subtotal	4.00	
01012280 - PLANNING		
Principal Planner	1.00	423
Associate Planner	1.00	356
Assistant Planner	1.00	337
Subtotal	3.00	
01200000 - ROAD FUND		
Associate Civil Engineer	1.00	466
Public Works Field Operations Manager	2.00	401
Engineering Technician IV	2.00	384
Equipment Maintenance Supervisor	1.00	368
Public Works Maintenance Supervisor	2.00	358
Engineering Technician II	2.00	322
Public Works Mechanic IV	1.00	315
Public Works Maintenance Worker IV	3.00	305
Public Works Mechanic III	2.00	305
Public Works Maintenance Worker I/II/III	15.00	295
Subtotal	31.00	
02000000 - SOLID WASTE		
Public Works Maintenance Supervisor	1.00	358
Public Works Maintenance Worker IV	2.00	305
Public Works Maintenance Worker III	2.00	295
Cashier / Gate Entrance Worker	2.00	240
Subtotal	7.00	

**2016-2017 COUNTY OF GLENN
POSITION ALLOCATION LIST & APPLICABLE SALARY SCHEDULE**

CURRENT TITLE	NUMBER OF POSITIONS	SALARY RANGE
PLANNING & PUBLIC WORKS AGENCY CONTINUED		
02260000 - PUBLIC WORKS		
Planning & Public Works Agency Director	1.00	506
Deputy Director Planning & Public Works	2.00	461
Administrative Services Analyst III	1.00	374
Supervising Accountant	1.00	373
Administrative Services Analyst II	1.00	354
Accounting & General Services Specialist III	1.00	300
Office Technician I/II	1.00	296
Personnel Technician II	1.00	296
Accounting & General Services Specialist II	1.00	280
County Services Specialist I	1.00	260
Subtotal	<u>11.00</u>	
02261100 - COUNTY SERVICES-FACILITIES DIVISION		
Facilities Maintenance Supervisor	1.00	358
Office Technician III	1.00	296
Airport Site Worker	1.00	295
Building-Grounds Worker III	1.00	288
Building-Grounds Worker II	4.00	272
Lead Custodian	1.00	238
Custodian	4.00	218
Subtotal	<u>13.00</u>	
02200000 - COUNTY SERVICES-FLEET DIVISION		
Fleet Operations Manager	1.00	413
Public Works Mechanic IV	2.00	315
Senior Secretary	1.00	283
Subtotal	<u>4.00</u>	
Department Total		73.00
PROBATION		
01015180 - VETERAN'S SERVICES		
Office Technician II	0.10	296
Veteran's Service Representative	1.00	276
Subtotal	<u>1.10</u>	

**2016-2017 COUNTY OF GLENN
POSITION ALLOCATION LIST & APPLICABLE SALARY SCHEDULE**

CURRENT TITLE	NUMBER OF POSITIONS	SALARY RANGE
PROBATION CONTINUED		
01042150 - PROBATION		
Chief Probation Officer	1.00	466
Deputy Chief Probation Officer	1.00	431
Administrative Assistant	1.00	353
Deputy Probation Officer II - Vacant/Unfunded	1.00	320
Deputy Probation Officer I	0.50	300
Office Technician II	0.10	296
Office Technician II - Vacant/Unfunded	1.00	296
Subtotal	5.60	
01042155 - JUVENILE HALL		
Juvenile Hall Manager	1.00	421
Supervising Juvenile Hall Counselor	3.00	310
Juvenile Hall Counselor I/II	8.00	290
Juvenile Hall Counselor I/II - Vacant/Unfunded	1.00	290
Secured Facilities Cook	1.00	262
Subtotal	14.00	
01042158 - DELINQUENCY PREVENTION		
Deputy Probation Officer II	0.50	320
Deputy Probation Officer I	0.50	300
Office Technician I	0.10	271
Subtotal	1.10	
01042164 - PARTNERSHIP GRANT		
Deputy Probation Officer I	0.50	300
Subtotal	0.50	
01042168 - JUVENILE PROBATION & CAMPS FUNDING		
Deputy Probation Officer III	1.00	340
Office Technician I	0.10	271
Subtotal	1.10	
01042170 - JJCPA GRANT		
Deputy Probation Officer III	1.00	340
Office Technician I	0.10	271
Subtotal	1.10	

**2016-2017 COUNTY OF GLENN
POSITION ALLOCATION LIST & APPLICABLE SALARY SCHEDULE**

CURRENT TITLE	NUMBER OF POSITIONS	SALARY RANGE
PROBATION CONTINUED		
01042176 - EVIDENCE BASED ADULT SUPERVISION		
Deputy Probation Officer I/II - Vacant/Unfunded	1.00	300
Subtotal	<u>1.00</u>	
01052557 - YOUTH OFFENDER SUPERVISION GRANT		
Deputy Probation Officer II	1.00	320
Deputy Probation Officer II - Vacant/Unfunded	1.00	320
Office Technician I	0.10	271
Subtotal	<u>2.10</u>	
01052558 - SB678 COMMUNITY PERFORMANCE INCENTIVE		
Deputy Probation Officer I/II	2.00	320
Deputy Probation Officer I	0.50	300
Office Technician I	0.15	271
Subtotal	<u>2.65</u>	
01062150 - LOCAL COMMUNITY CORRECTIONS		
Supervising Probation Officer Program Manager	1.00	423
Deputy Probation Officer III	2.00	340
Deputy Probation Officer I	1.00	320
Office Technician I	0.25	271
Subtotal	<u>4.25</u>	
Department Total	34.50	
PUBLIC GUARDIAN		
01012240 - PUBLIC GUARDIAN		
Public Guardian/Administrator	1.00	377
Assistant Public Guardian/Administrator	1.00	345
Department Total	2.00	

**2016-2017 COUNTY OF GLENN
POSITION ALLOCATION LIST & APPLICABLE SALARY SCHEDULE**

CURRENT TITLE	NUMBER OF POSITIONS	SALARY RANGE
SHERIFF		
01012290 - ANIMAL CONTROL		
Sheriff's County Services Officer	2.00	299
Subtotal	2.00	
01042110 - SHERIFF		
Sheriff-Coroner	1.00	492
Undersheriff	1.00	459
Sheriff's Lieutenant	1.00	447
Sheriff's Sergeant	4.00	392
Sheriff's Detective	4.00	388
Administrative Services Officer	0.75	374
Deputy Sheriff	11.00	355
Deputy Sheriff - Vacant/Unfunded	1.00	355
Office Technician I/II	3.00	296
Subtotal	26.75	
01042113 - SHERIFF'S DISPATCH		
Administrative Services Officer	0.25	374
Emergency Dispatcher I/II	8.00	281
Subtotal	8.25	
01042135 - SHERIFF'S CIVIL DIVISION		
Supervising Office Technician	1.00	318
Sheriff's County Services Officer - Vacant/Unfunded	1.00	299
Subtotal	2.00	
01042140 - JAIL		
Sheriff's Lieutenant	1.00	447
Senior Secured Facilities Maintenance Technician	1.00	344
Secured Facilities Maint Technician - Vacant/Unfunded	1.00	322
Sheriff's Correctional Corporal	4.00	322
Office Technician I/II	1.00	296
Sheriff's Correctional Officer	14.00	292
Sheriff's Correctional Officer - Vacant/Unfunded	4.00	292
Food Manager	1.00	281
Secured Facilities Cook	1.00	262
Subtotal	28.00	

**2016-2017 COUNTY OF GLENN
POSITION ALLOCATION LIST & APPLICABLE SALARY SCHEDULE**

CURRENT TITLE	NUMBER OF POSITIONS	SALARY RANGE
SHERIFF CONTINUED		
01042360 - BOAT PATROL		
Sheriff's County Services Officer	1.00	299
Subtotal	<u>1.00</u>	
Deputy Sheriff	3.00	355
Bailiff	1.00	287
Subtotal	<u>4.00</u>	
01062150 - LOCAL COMMUNITY CORRECTIONS		
Sheriff's Correctional Sergeant	1.00	347
Deputy Sheriff	1.00	355
Subtotal	<u>2.00</u>	
Department Total	74.00	

GRAND TOTAL NUMBER OF BUDGETED FULL-TIME EQUIVALENT ALLOCATIONS	477.30
--	---------------

2016-2017 PROPERTY TAX RATES BY TAX RATE AREA CODE

Tax Rate Area Code	Taxing Entity	Countywide Tax Rate	Reclamation District #2047	Hamilton High School Bond	Orland Unified Bond	Plaza Elementary Bond	Princeton Unified Bond	Butte College	Yuba College	TAX RATE 2016-17
000-001	Unitary	1.222792	-	-	-	-	-	-	-	1.222792
000-002	Unitary Railroads	1.222792	-	-	-	-	-	-	-	1.222792
000-511	Unitary Pipeline	1.222792	-	-	-	-	-	-	-	1.222792
001-000	City of Orland	1.000000	-	-	0.060000	-	-	0.020880	-	1.080880
001-001	City of Orland	1.000000	-	-	0.060000	-	-	0.020880	-	1.080880
001-002	City of Orland	1.000000	-	-	0.060000	-	-	0.020880	-	1.080880
001-003	City of Orland	1.000000	-	-	0.060000	-	-	0.020880	-	1.080880
001-004	City of Orland	1.000000	-	-	0.060000	-	-	0.020880	-	1.080880
001-005	City of Orland	1.000000	-	-	0.060000	-	-	0.020880	-	1.080880
001-006	City of Orland	1.000000	-	-	0.060000	-	-	0.020880	-	1.080880
001-007	City of Orland	1.000000	-	-	0.060000	-	-	0.020880	-	1.080880
001-008	City of Orland	1.000000	-	-	0.060000	-	-	0.020880	-	1.080880
001-009	City of Orland	1.000000	-	-	0.060000	-	-	0.020880	-	1.080880
001-010	City of Orland	1.000000	-	-	0.060000	-	-	0.020880	-	1.080880
001-011	City of Orland	1.000000	-	-	0.060000	-	-	0.020880	-	1.080880
001-012	City of Orland	1.000000	-	-	0.060000	-	-	0.020880	-	1.080880
001-013	City of Orland	1.000000	-	-	0.060000	-	-	0.020880	-	1.080880
001-014	City of Orland	1.000000	-	-	0.060000	-	-	0.020880	-	1.080880
001-015	City of Orland	1.000000	-	-	0.060000	-	-	0.020880	-	1.080880
001-016	City of Orland	1.000000	-	-	0.060000	-	-	0.020880	-	1.080880
001-017	City of Orland	1.000000	-	-	0.060000	-	-	0.020880	-	1.080880
001-018	City of Orland	1.000000	-	-	0.060000	-	-	0.020880	-	1.080880
001-019	City of Orland	1.000000	-	-	0.060000	-	-	0.020880	-	1.080880
001-020	City of Orland	1.000000	-	-	0.060000	-	-	0.020880	-	1.080880
001-021	City of Orland	1.000000	-	-	0.060000	-	-	0.020880	-	1.080880
001-022	City of Orland	1.000000	-	-	0.060000	-	-	0.020880	-	1.080880
001-023	City of Orland	1.000000	-	-	0.060000	-	-	0.020880	-	1.080880
001-024	City of Orland	1.000000	-	-	0.060000	-	-	0.020880	-	1.080880
001-025	City of Orland	1.000000	-	-	0.060000	-	-	0.020880	-	1.080880
001-026	City of Orland	1.000000	-	-	0.060000	-	-	0.020880	-	1.080880
001-027	City of Orland	1.000000	-	-	0.060000	-	-	0.020880	-	1.080880
001-028	City of Orland	1.000000	-	-	0.060000	-	-	0.020880	-	1.080880
001-029	City of Orland	1.000000	-	-	0.060000	-	-	0.020880	-	1.080880
001-030	City of Orland	1.000000	-	-	0.060000	-	-	0.020880	-	1.080880
001-031	City of Orland	1.000000	-	-	0.060000	-	-	0.020880	-	1.080880
001-032	City of Orland	1.000000	-	-	0.060000	-	-	0.020880	-	1.080880
001-033	City of Orland	1.000000	-	-	0.060000	-	-	0.020880	-	1.080880
001-034	City of Orland	1.000000	-	-	0.060000	-	-	0.020880	-	1.080880
001-035	City of Orland	1.000000	-	-	0.060000	-	-	0.020880	-	1.080880
001-036	City of Orland	1.000000	-	-	0.060000	-	-	0.020880	-	1.080880
002-001	City of Willows	1.000000	-	-	-	-	-	0.020880	-	1.020880
002-002	City of Willows	1.000000	(0.006000)	-	-	-	-	0.020880	-	1.014880
002-003	City of Willows	1.000000	-	-	-	-	-	0.020880	-	1.020880
002-004	City of Willows	1.000000	-	-	-	-	-	0.020880	-	1.020880
002-005	City of Willows	1.000000	-	-	-	-	-	0.020880	-	1.020880
002-006	City of Willows	1.000000	-	-	-	-	-	0.020880	-	1.020880
002-007	City of Willows	1.000000	-	-	-	-	-	0.020880	-	1.020880
002-008	City of Willows	1.000000	-	-	-	-	-	0.020880	-	1.020880
002-009	City of Willows	1.000000	(0.006000)	-	-	-	-	0.020880	-	1.014880
002-010	City of Willows	1.000000	(0.006000)	-	-	-	-	0.020880	-	1.014880
002-011	City of Willows	1.000000	-	-	-	-	-	0.020880	-	1.020880
002-012	City of Willows	1.000000	(0.006000)	-	-	-	-	0.020880	-	1.014880
002-013	City of Willows	1.000000	-	-	-	-	-	0.020880	-	1.020880
002-014	City of Willows	1.000000	(0.006000)	-	-	-	-	0.020880	-	1.014880
002-015	City of Willows	1.000000	-	-	-	-	-	0.020880	-	1.020880
002-016	City of Willows	1.000000	-	-	-	-	-	0.020880	-	1.020880
002-017	City of Willows	1.000000	-	-	-	-	-	0.020880	-	1.020880

2016-2017 PROPERTY TAX RATES BY TAX RATE AREA CODE

Tax Rate Area Code	Taxing Entity	Countywide Tax Rate	Reclamation District #2047	Hamilton High School Bond	Orland Unified Bond	Plaza Elementary Bond	Princeton Unified Bond	Butte College	Yuba College	TAX RATE 2016-17
002-018	City of Willows	1.000000	(0.006000)	-	-	-	-	0.020880	-	1.014880
002-019	City of Willows	1.000000	-	-	-	-	-	0.020880	-	1.020880
002-020	City of Willows	1.000000	(0.006000)	-	-	-	-	0.020880	-	1.014880
002-021	City of Willows	1.000000	-	-	-	-	-	0.020880	-	1.020880
002-022	City of Willows	1.000000	-	-	-	-	-	0.020880	-	1.020880
002-023	City of Willows	1.000000	-	-	-	-	-	0.020880	-	1.020880
002-024	City of Willows	1.000000	(0.006000)	-	-	-	-	0.020880	-	1.014880
002-025	City of Willows	1.000000	-	-	-	-	-	0.020880	-	1.020880
002-026	City of Willows	1.000000	-	-	-	-	-	0.020880	-	1.020880
002-027	City of Willows	1.000000	-	-	-	-	-	0.020880	-	1.020880
002-028	City of Willows	1.000000	(0.006000)	-	-	-	-	0.020880	-	1.014880
002-029	City of Willows	1.000000	-	-	-	-	-	0.020880	-	1.020880
002-030	City of Willows	1.000000	-	-	-	-	-	0.020880	-	1.020880
002-031	City of Willows	1.000000	-	-	-	-	-	0.020880	-	1.020880
002-032	City of Willows	1.000000	-	-	-	-	-	0.020880	-	1.020880
002-033	City of Willows	1.000000	-	-	-	-	-	0.020880	-	1.020880
002-034	City of Willows	1.000000	-	-	-	-	-	0.020880	-	1.020880
002-035	City of Willows	1.000000	(0.006000)	-	-	-	-	0.020880	-	1.014880
002-036	City of Willows	1.000000	(0.006000)	-	-	-	-	0.020880	-	1.014880
002-037	City of Willows	1.000000	-	-	-	-	-	0.020880	-	1.020880
002-038	City of Willows	1.000000	-	-	-	-	-	0.020880	-	1.020880
002-039	City of Willows	1.000000	(0.006000)	-	-	-	-	0.020880	-	1.014880
002-040	City of Willows	1.000000	(0.006000)	-	-	-	-	0.020880	-	1.014880
002-041	City of Willows	1.000000	(0.006000)	-	-	-	-	0.020880	-	1.014880
002-042	City of Willows	1.000000	(0.006000)	-	-	-	-	0.020880	-	1.014880
002-044	City of Willows	1.000000	(0.006000)	-	-	-	-	0.020880	-	1.014880
002-045	City of Willows	1.000000	(0.006000)	-	-	-	-	0.020880	-	1.014880
002-046	City of Willows	1.000000	-	-	-	-	-	0.020880	-	1.020880
002-048	City of Willows	1.000000	-	-	-	-	-	0.020880	-	1.020880
002-049	City of Willows	1.000000	(0.006000)	-	-	-	-	0.020880	-	1.014880
002-050	City of Willows	1.000000	(0.006000)	-	-	-	-	0.020880	-	1.014880
002-051	City of Willows	1.000000	(0.006000)	-	-	-	-	0.020880	-	1.014880
002-052	City of Willows	1.000000	-	-	-	-	-	0.020880	-	1.020880
076-001	Lake	1.000000	-	-	0.060000	-	-	0.020880	-	1.080880
077-001	Plaza	1.000000	-	-	0.060000	0.002550	-	0.020880	-	1.083430
077-002	Plaza	1.000000	-	-	0.060000	0.002550	-	0.020880	-	1.083430
077-003	Plaza	1.000000	-	-	0.060000	0.002550	-	0.020880	-	1.083430
077-004	Plaza	1.000000	-	-	0.060000	0.002550	-	0.020880	-	1.083430
077-005	Plaza	1.000000	-	-	0.060000	0.002550	-	0.020880	-	1.083430
077-006	Plaza	1.000000	-	-	0.060000	0.002550	-	0.020880	-	1.083430
077-007	Plaza	1.000000	-	-	0.060000	0.002550	-	0.020880	-	1.083430
077-008	Plaza	1.000000	-	-	0.060000	0.002550	-	0.020880	-	1.083430
079-001	Orland Jt. Union	1.000000	-	-	0.060000	-	-	0.020880	-	1.080880
079-002	Orland Jt. Union	1.000000	-	-	0.060000	-	-	0.020880	-	1.080880
079-003	Orland Jt. Union	1.000000	-	-	0.060000	-	-	0.020880	-	1.080880
079-004	Orland Jt. Union	1.000000	-	-	0.060000	-	-	0.020880	-	1.080880
079-005	Orland Jt. Union	1.000000	-	-	0.060000	-	-	0.020880	-	1.080880
079-006	Orland Jt. Union	1.000000	-	-	0.060000	-	-	0.020880	-	1.080880
079-007	Orland Jt. Union	1.000000	-	-	0.060000	-	-	0.020880	-	1.080880
079-008	Orland Jt. Union	1.000000	-	-	0.060000	-	-	0.020880	-	1.080880
079-009	Orland Jt. Union	1.000000	-	-	0.060000	-	-	0.020880	-	1.080880
079-010	Orland Jt. Union	1.000000	-	-	0.060000	-	-	0.020880	-	1.080880
079-012	Orland Jt. Union	1.000000	-	-	0.060000	-	-	0.020880	-	1.080880
079-013	Orland Jt. Union	1.000000	-	-	0.060000	-	-	0.020880	-	1.080880
079-015	Orland Jt. Union	1.000000	-	-	0.060000	-	-	0.020880	-	1.080880
079-021	Orland Jt. Union	1.000000	-	-	0.060000	-	-	0.020880	-	1.080880

2016-2017 PROPERTY TAX RATES BY TAX RATE AREA CODE

Tax Rate Area Code	Taxing Entity	Countywide Tax Rate	Reclamation District #2047	Hamilton High School Bond	Orland Unified Bond	Plaza Elementary Bond	Princeton Unified Bond	Butte College	Yuba College	TAX RATE 2016-17
079-023	Orland Jt. Union	1.000000	-	-	0.060000	-	-	0.020880	-	1.080880
079-027	Orland Jt. Union	1.000000	-	-	0.060000	-	-	0.020880	-	1.080880
079-028	Orland Jt. Union	1.000000	-	-	0.060000	-	-	0.020880	-	1.080880
081-001	Princeton Jt. Unified	1.000000	(0.006000)	-	-	-	0.025566	0.020880	-	1.040446
081-002	Princeton Jt. Unified	1.000000	-	-	-	-	0.025566	0.020880	-	1.046446
081-003	Princeton Jt. Unified	1.000000	-	-	-	-	0.025566	0.020880	-	1.046446
081-004	Princeton Jt. Unified	1.000000	-	-	-	-	0.025566	0.020880	-	1.046446
081-005	Princeton Jt. Unified	1.000000	-	-	-	-	0.025566	0.020880	-	1.046446
081-006	Princeton Jt. Unified	1.000000	(0.006000)	-	-	-	0.025566	0.020880	-	1.040446
081-007	Princeton Jt. Unified	1.000000	-	-	-	-	0.025566	0.020880	-	1.046446
081-008	Princeton Jt. Unified	1.000000	-	-	-	-	0.025566	0.020880	-	1.046446
081-009	Princeton Jt. Unified	1.000000	(0.006000)	-	-	-	0.025566	0.020880	-	1.040446
081-010	Princeton Jt. Unified	1.000000	(0.006000)	-	-	-	0.025566	0.020880	-	1.040446
081-011	Princeton Jt. Unified	1.000000	(0.006000)	-	-	-	0.025566	0.020880	-	1.040446
081-012	Princeton Jt. Unified	1.000000	(0.006000)	-	-	-	0.025566	0.020880	-	1.040446
081-013	Princeton Jt. Unified	1.000000	(0.006000)	-	-	-	0.025566	0.020880	-	1.040446
081-014	Princeton Jt. Unified	1.000000	(0.006000)	-	-	-	0.025566	0.020880	-	1.040446
081-015	Princeton Jt. Unified	1.000000	-	-	-	-	0.025566	0.020880	-	1.046446
081-016	Princeton Jt. Unified	1.000000	(0.006000)	-	-	-	0.025566	0.020880	-	1.040446
081-017	Princeton Jt. Unified	1.000000	(0.006000)	-	-	-	0.025566	0.020880	-	1.040446
081-018	Princeton Jt. Unified	1.000000	-	-	-	-	0.025566	0.020880	-	1.046446
081-019	Princeton Jt. Unified	1.000000	-	-	-	-	0.025566	0.020880	-	1.046446
081-020	Princeton Jt. Unified	1.000000	(0.006000)	-	-	-	0.025566	0.020880	-	1.040446
081-021	Princeton Jt. Unified	1.000000	-	-	-	-	0.025566	0.020880	-	1.046446
081-022	Princeton Jt. Unified	1.000000	(0.006000)	-	-	-	0.025566	0.020880	-	1.040446
081-023	Princeton Jt. Unified	1.000000	-	-	-	-	0.025566	0.020880	-	1.046446
081-024	Princeton Jt. Unified	1.000000	(0.006000)	-	-	-	0.025566	0.020880	-	1.040446
081-025	Princeton Jt. Unified	1.000000	(0.006000)	-	-	-	0.025566	0.020880	-	1.040446
081-026	Princeton Jt. Unified	1.000000	(0.006000)	-	-	-	0.025566	0.020880	-	1.040446
081-027	Princeton Jt. Unified	1.000000	(0.006000)	-	-	-	0.025566	0.020880	-	1.040446
081-028	Princeton Jt. Unified	1.000000	(0.006000)	-	-	-	0.025566	0.020880	-	1.040446
081-029	Princeton Jt. Unified	1.000000	(0.006000)	-	-	-	0.025566	0.020880	-	1.040446
081-030	Princeton Jt. Unified	1.000000	(0.006000)	-	-	-	0.025566	0.020880	-	1.040446
081-031	Princeton Jt. Unified	1.000000	(0.006000)	-	-	-	0.025566	0.020880	-	1.040446
081-032	Princeton Jt. Unified	1.000000	(0.006000)	-	-	-	0.025566	0.020880	-	1.040446
081-033	Princeton Jt. Unified	1.000000	-	-	-	-	0.025566	0.020880	-	1.046446
081-034	Princeton Jt. Unified	1.000000	(0.006000)	-	-	-	0.025566	0.020880	-	1.040446
081-035	Princeton Jt. Unified	1.000000	(0.006000)	-	-	-	0.025566	0.020880	-	1.040446
081-036	Princeton Jt. Unified	1.000000	(0.006000)	-	-	-	0.025566	0.020880	-	1.040446
081-037	Princeton Jt. Unified	1.000000	(0.006000)	-	-	-	0.025566	0.020880	-	1.040446
081-038	Princeton Jt. Unified	1.000000	(0.006000)	-	-	-	0.025566	0.020880	-	1.040446
081-039	Princeton Jt. Unified	1.000000	(0.006000)	-	-	-	0.025566	0.020880	-	1.040446
081-040	Princeton Jt. Unified	1.000000	(0.006000)	-	-	-	0.025566	0.020880	-	1.040446
081-041	Princeton Jt. Unified	1.000000	(0.006000)	-	-	-	0.025566	0.020880	-	1.040446
081-042	Princeton Jt. Unified	1.000000	-	-	-	-	0.025566	0.020880	-	1.046446
081-043	Princeton Jt. Unified	1.000000	-	-	-	-	0.025566	0.020880	-	1.046446
081-044	Princeton Jt. Unified	1.000000	-	-	-	-	0.025566	0.020880	-	1.046446
081-045	Princeton Jt. Unified	1.000000	-	-	-	-	0.025566	0.020880	-	1.046446
081-046	Princeton Jt. Unified	1.000000	-	-	-	-	0.025566	0.020880	-	1.046446
081-047	Princeton Jt. Unified	1.000000	-	-	-	-	0.025566	0.020880	-	1.046446
081-048	Princeton Jt. Unified	1.000000	-	-	-	-	0.025566	0.020880	-	1.046446
081-049	Princeton Jt. Unified	1.000000	-	-	-	-	0.025566	0.020880	-	1.046446
081-050	Princeton Jt. Unified	1.000000	-	-	-	-	0.025566	0.020880	-	1.046446
081-051	Princeton Jt. Unified	1.000000	-	-	-	-	0.025566	0.020880	-	1.046446
081-052	Princeton Jt. Unified	1.000000	-	-	-	-	0.025566	0.020880	-	1.046446
081-053	Princeton Jt. Unified	1.000000	(0.006000)	-	-	-	0.025566	0.020880	-	1.040446
081-054	Princeton Jt. Unified	1.000000	(0.006000)	-	-	-	0.025566	0.020880	-	1.040446
081-055	Princeton Jt. Unified	1.000000	(0.006000)	-	-	-	0.025566	0.020880	-	1.040446

2016-2017 PROPERTY TAX RATES BY TAX RATE AREA CODE

Tax Rate Area Code	Taxing Entity	Countywide Tax Rate	Reclamation District #2047	Hamilton High School Bond	Orland Unified Bond	Plaza Elementary Bond	Princeton Unified Bond	Butte College	Yuba College	TAX RATE 2016-17
083-000	Stony Creek Jt. Unified	1.000000	-	-	-	-	-	-	0.026346	1.026346
083-001	Stony Creek Jt. Unified	1.000000	-	-	-	-	-	-	0.026346	1.026346
083-002	Stony Creek Jt. Unified	1.000000	-	-	-	-	-	-	0.026346	1.026346
083-003	Stony Creek Jt. Unified	1.000000	-	-	-	-	-	-	0.026346	1.026346
083-004	Stony Creek Jt. Unified	1.000000	-	-	-	-	-	-	0.026346	1.026346
083-005	Stony Creek Jt. Unified	1.000000	-	-	-	-	-	-	0.026346	1.026346
083-006	Stony Creek Jt. Unified	1.000000	-	-	-	-	-	-	0.026346	1.026346
083-007	Stony Creek Jt. Unified	1.000000	-	-	-	-	-	-	0.026346	1.026346
083-011	Stony Creek Jt. Unified	1.000000	-	-	-	-	-	-	0.026346	1.026346
083-012	Stony Creek Jt. Unified	1.000000	-	-	-	-	-	-	0.026346	1.026346
083-013	Stony Creek Jt. Unified	1.000000	-	-	-	-	-	-	0.026346	1.026346
083-014	Stony Creek Jt. Unified	1.000000	-	-	-	-	-	-	0.026346	1.026346
083-019	Stony Creek Jt. Unified	1.000000	-	-	-	-	-	-	0.026346	1.026346
083-021	Stony Creek Jt. Unified	1.000000	-	-	-	-	-	-	0.026346	1.026346
083-022	Stony Creek Jt. Unified	1.000000	-	-	-	-	-	-	0.026346	1.026346
083-026	Stony Creek Jt. Unified	1.000000	-	-	-	-	-	-	0.026346	1.026346
083-027	Stony Creek Jt. Unified	1.000000	-	-	-	-	-	-	0.026346	1.026346
083-028	Stony Creek Jt. Unified	1.000000	-	-	-	-	-	-	0.026346	1.026346
083-029	Stony Creek Jt. Unified	1.000000	-	-	-	-	-	-	0.026346	1.026346
084-001	Willows Unified	1.000000	(0.006000)	-	-	-	-	0.020880	-	1.014880
084-002	Willows Unified	1.000000	-	-	-	-	-	0.020880	-	1.020880
084-003	Willows Unified	1.000000	(0.006000)	-	-	-	-	0.020880	-	1.014880
084-004	Willows Unified	1.000000	(0.006000)	-	-	-	-	0.020880	-	1.014880
084-005	Willows Unified	1.000000	-	-	-	-	-	0.020880	-	1.020880
084-006	Willows Unified	1.000000	-	-	-	-	-	0.020880	-	1.020880
084-007	Willows Unified	1.000000	-	-	-	-	-	0.020880	-	1.020880
084-008	Willows Unified	1.000000	(0.006000)	-	-	-	-	0.020880	-	1.014880
084-009	Willows Unified	1.000000	-	-	-	-	-	0.020880	-	1.020880
084-010	Willows Unified	1.000000	-	-	-	-	-	0.020880	-	1.020880
084-011	Willows Unified	1.000000	-	-	-	-	-	0.020880	-	1.020880
084-012	Willows Unified	1.000000	(0.006000)	-	-	-	-	0.020880	-	1.014880
084-013	Willows Unified	1.000000	-	-	-	-	-	0.020880	-	1.020880
084-014	Willows Unified	1.000000	(0.006000)	-	-	-	-	0.020880	-	1.014880
084-015	Willows Unified	1.000000	(0.006000)	-	-	-	-	0.020880	-	1.014880
084-016	Willows Unified	1.000000	-	-	-	-	-	0.020880	-	1.020880
084-017	Willows Unified	1.000000	(0.006000)	-	-	-	-	0.020880	-	1.014880
084-018	Willows Unified	1.000000	-	-	-	-	-	0.020880	-	1.020880
084-019	Willows Unified	1.000000	(0.006000)	-	-	-	-	0.020880	-	1.014880
084-020	Willows Unified	1.000000	-	-	-	-	-	0.020880	-	1.020880
084-021	Willows Unified	1.000000	(0.006000)	-	-	-	-	0.020880	-	1.014880
084-022	Willows Unified	1.000000	-	-	-	-	-	0.020880	-	1.020880
084-023	Willows Unified	1.000000	-	-	-	-	-	0.020880	-	1.020880
084-024	Willows Unified	1.000000	-	-	-	-	-	0.020880	-	1.020880
084-025	Willows Unified	1.000000	-	-	-	-	-	0.020880	-	1.020880
084-026	Willows Unified	1.000000	-	-	-	-	-	0.020880	-	1.020880
084-027	Willows Unified	1.000000	(0.006000)	-	-	-	-	0.020880	-	1.014880
084-028	Willows Unified	1.000000	(0.006000)	-	-	-	-	0.020880	-	1.014880
084-029	Willows Unified	1.000000	(0.006000)	-	-	-	-	0.020880	-	1.014880
084-030	Willows Unified	1.000000	-	-	-	-	-	0.020880	-	1.020880
084-031	Willows Unified	1.000000	-	-	-	-	-	0.020880	-	1.020880
084-032	Willows Unified	1.000000	-	-	-	-	-	0.020880	-	1.020880
084-033	Willows Unified	1.000000	-	-	-	-	-	0.020880	-	1.020880
084-034	Willows Unified	1.000000	-	-	-	-	-	0.020880	-	1.020880
084-035	Willows Unified	1.000000	(0.006000)	-	-	-	-	0.020880	-	1.014880
084-036	Willows Unified	1.000000	(0.006000)	-	-	-	-	0.020880	-	1.014880
084-037	Willows Unified	1.000000	(0.006000)	-	-	-	-	0.020880	-	1.014880
084-038	Willows Unified	1.000000	(0.006000)	-	-	-	-	0.020880	-	1.014880
084-039	Willows Unified	1.000000	-	-	-	-	-	0.020880	-	1.020880

2016-2017 PROPERTY TAX RATES BY TAX RATE AREA CODE

Tax Rate Area Code	Taxing Entity	Countywide Tax Rate	Reclamation District #2047	Hamilton High School Bond	Orland Unified Bond	Plaza Elementary Bond	Princeton Unified Bond	Butte College	Yuba College	TAX RATE 2016-17
084-040	Willows Unified	1.000000	(0.006000)	-	-	-	-	0.020880	-	1.014880
084-041	Willows Unified	1.000000	-	-	-	-	-	0.020880	-	1.020880
084-042	Willows Unified	1.000000	(0.006000)	-	-	-	-	0.020880	-	1.014880
084-043	Willows Unified	1.000000	-	-	-	-	-	0.020880	-	1.020880
084-044	Willows Unified	1.000000	(0.006000)	-	-	-	-	0.020880	-	1.014880
084-045	Willows Unified	1.000000	(0.006000)	-	-	-	-	0.020880	-	1.014880
084-046	Willows Unified	1.000000	(0.006000)	-	-	-	-	0.020880	-	1.014880
084-047	Willows Unified	1.000000	(0.006000)	-	-	-	-	0.020880	-	1.014880
084-048	Willows Unified	1.000000	-	-	-	-	-	0.020880	-	1.020880
084-049	Willows Unified	1.000000	-	-	-	-	-	0.020880	-	1.020880
084-050	Willows Unified	1.000000	-	-	-	-	-	0.020880	-	1.020880
084-051	Willows Unified	1.000000	-	-	-	-	-	0.020880	-	1.020880
084-052	Willows Unified	1.000000	-	-	-	-	-	0.020880	-	1.020880
084-053	Willows Unified	1.000000	(0.006000)	-	-	-	-	0.020880	-	1.014880
084-054	Willows Unified	1.000000	(0.006000)	-	-	-	-	0.020880	-	1.014880
084-055	Willows Unified	1.000000	-	-	-	-	-	0.020880	-	1.020880
084-056	Willows Unified	1.000000	-	-	-	-	-	0.020880	-	1.020880
084-057	Willows Unified	1.000000	-	-	-	-	-	0.020880	-	1.020880
084-058	Willows Unified	1.000000	-	-	-	-	-	0.020880	-	1.020880
084-059	Willows Unified	1.000000	-	-	-	-	-	0.020880	-	1.020880
084-060	Willows Unified	1.000000	-	-	-	-	-	0.020880	-	1.020880
084-061	Willows Unified	1.000000	(0.006000)	-	-	-	-	0.020880	-	1.014880
084-062	Willows Unified	1.000000	(0.006000)	-	-	-	-	0.020880	-	1.014880
084-063	Willows Unified	1.000000	(0.006000)	-	-	-	-	0.020880	-	1.014880
084-064	Willows Unified	1.000000	(0.006000)	-	-	-	-	0.020880	-	1.014880
084-065	Willows Unified	1.000000	-	-	-	-	-	0.020880	-	1.020880
084-066	Willows Unified	1.000000	-	-	-	-	-	0.020880	-	1.020880
084-067	Willows Unified	1.000000	-	-	-	-	-	0.020880	-	1.020880
084-068	Willows Unified	1.000000	-	-	-	-	-	0.020880	-	1.020880
084-069	Willows Unified	1.000000	-	-	-	-	-	0.020880	-	1.020880
084-070	Willows Unified	1.000000	(0.006000)	-	-	-	-	0.020880	-	1.014880
084-071	Willows Unified	1.000000	(0.006000)	-	-	-	-	0.020880	-	1.014880
084-072	Willows Unified	1.000000	(0.006000)	-	-	-	-	0.020880	-	1.014880
084-073	Willows Unified	1.000000	(0.006000)	-	-	-	-	0.020880	-	1.014880
084-074	Willows Unified	1.000000	(0.006000)	-	-	-	-	0.020880	-	1.014880
084-075	Willows Unified	1.000000	-	-	-	-	-	0.020880	-	1.020880
084-076	Willows Unified	1.000000	-	-	-	-	-	0.020880	-	1.020880
084-077	Willows Unified	1.000000	(0.006000)	-	-	-	-	0.020880	-	1.014880
084-078	Willows Unified	1.000000	-	-	-	-	-	0.020880	-	1.020880
084-079	Willows Unified	1.000000	-	-	-	-	-	0.020880	-	1.020880
084-080	Willows Unified	1.000000	-	-	-	-	-	0.020880	-	1.020880
084-081	Willows Unified	1.000000	(0.006000)	-	-	-	-	0.020880	-	1.014880
084-082	Willows Unified	1.000000	-	-	-	-	-	0.020880	-	1.020880
084-084	Willows Unified	1.000000	(0.006000)	-	-	-	-	0.020880	-	1.014880
084-085	Willows Unified	1.000000	-	-	-	-	-	0.020880	-	1.020880
084-086	Willows Unified	1.000000	-	-	-	-	-	0.020880	-	1.020880
084-087	Willows Unified	1.000000	(0.006000)	-	-	-	-	0.020880	-	1.014880
084-088	Willows Unified	1.000000	(0.006000)	-	-	-	-	0.020880	-	1.014880
084-089	Willows Unified	1.000000	(0.006000)	-	-	-	-	0.020880	-	1.014880
084-090	Willows Unified	1.000000	(0.006000)	-	-	-	-	0.020880	-	1.014880
084-091	Willows Unified	1.000000	(0.006000)	-	-	-	-	0.020880	-	1.014880
084-092	Willows Unified	1.000000	(0.006000)	-	-	-	-	0.020880	-	1.014880
084-093	Willows Unified	1.000000	(0.006000)	-	-	-	-	0.020880	-	1.014880
084-094	Willows Unified	1.000000	(0.006000)	-	-	-	-	0.020880	-	1.014880
084-095	Willows Unified	1.000000	(0.006000)	-	-	-	-	0.020880	-	1.014880
084-096	Willows Unified	1.000000	(0.006000)	-	-	-	-	0.020880	-	1.014880
084-097	Willows Unified	1.000000	(0.006000)	-	-	-	-	0.020880	-	1.014880
084-098	Willows Unified	1.000000	(0.006000)	-	-	-	-	0.020880	-	1.014880
084-099	Willows Unified	1.000000	(0.006000)	-	-	-	-	0.020880	-	1.014880

2016-2017 PROPERTY TAX RATES BY TAX RATE AREA CODE

Tax Rate Area Code	Taxing Entity	Countywide Tax Rate	Reclamation District #2047	Hamilton High School Bond	Orland Unified Bond	Plaza Elementary Bond	Princeton Unified Bond	Butte College	Yuba College	TAX RATE 2016-17
084-100	Willows Unified	1.000000	-	-	-	-	-	-	0.026346	1.026346
084-101	Willows Unified	1.000000	(0.006000)	-	-	-	-	0.020880	-	1.014880
084-102	Willows Unified	1.000000	(0.006000)	-	-	-	-	0.020880	-	1.014880
084-103	Willows Unified	1.000000	-	-	-	-	-	0.020880	-	1.020880
084-104	Willows Unified	1.000000	-	-	-	-	-	0.020880	-	1.020880
084-105	Willows Unified	1.000000	-	-	-	-	-	0.020880	-	1.020880
084-106	Willows Unified	1.000000	-	-	-	-	-	0.020880	-	1.020880
084-107	Willows Unified	1.000000	-	-	-	-	-	0.020880	-	1.020880
084-108	Willows Unified	1.000000	-	-	-	-	-	0.020880	-	1.020880
084-109	Willows Unified	1.000000	-	-	-	-	-	0.020880	-	1.020880
084-110	Willows Unified	1.000000	-	-	-	-	-	0.020880	-	1.020880
084-111	Willows Unified	1.000000	(0.006000)	-	-	-	-	0.020880	-	1.014880
084-112	Willows Unified	1.000000	-	-	-	-	-	0.020880	-	1.020880
084-113	Willows Unified	1.000000	-	-	-	-	-	0.020880	-	1.020880
084-114	Willows Unified	1.000000	-	-	-	-	-	0.020880	-	1.020880
084-115	Willows Unified	1.000000	-	-	-	-	-	0.020880	-	1.020880
084-116	Willows Unified	1.000000	(0.006000)	-	-	-	-	0.020880	-	1.014880
084-117	Willows Unified	1.000000	-	-	-	-	-	0.020880	-	1.020880
084-118	Willows Unified	1.000000	(0.006000)	-	-	-	-	0.020880	-	1.014880
084-119	Willows Unified	1.000000	(0.006000)	-	-	-	-	0.020880	-	1.014880
084-120	Willows Unified	1.000000	(0.006000)	-	-	-	-	0.020880	-	1.014880
084-121	Willows Unified	1.000000	(0.006000)	-	-	-	-	0.020880	-	1.014880
084-122	Willows Unified	1.000000	-	-	-	-	-	0.020880	-	1.020880
084-123	Willows Unified	1.000000	-	-	-	-	-	0.020880	-	1.020880
084-124	Willows Unified	1.000000	-	-	-	-	-	0.020880	-	1.020880
084-125	Willows Unified	1.000000	-	-	-	-	-	0.020880	-	1.020880
084-126	Willows Unified	1.000000	-	-	-	-	-	0.020880	-	1.020880
084-127	Willows Unified	1.000000	(0.006000)	-	-	-	-	0.020880	-	1.014880
084-128	Willows Unified	1.000000	(0.006000)	-	-	-	-	0.020880	-	1.014880
084-130	Willows Unified	1.000000	(0.006000)	-	-	-	-	0.020880	-	1.014880
084-131	Willows Unified	1.000000	-	-	-	-	-	0.020880	-	1.020880
084-132	Willows Unified	1.000000	-	-	-	-	-	0.020880	-	1.020880
084-133	Willows Unified	1.000000	-	-	-	-	-	0.020880	-	1.020880
086-001	Hamilton Unified	1.000000	-	(0.006067)	-	-	-	0.020880	-	1.014813
086-002	Hamilton Unified	1.000000	-	(0.006067)	-	-	-	0.020880	-	1.014813
086-003	Hamilton Unified	1.000000	-	(0.006067)	-	-	-	0.020880	-	1.014813
086-004	Hamilton Unified	1.000000	-	(0.006067)	-	-	-	0.020880	-	1.014813
086-005	Hamilton Unified	1.000000	-	(0.006067)	-	-	-	0.020880	-	1.014813
086-006	Hamilton Unified	1.000000	-	(0.006067)	-	-	-	0.020880	-	1.014813
086-007	Hamilton Unified	1.000000	-	(0.006067)	-	-	-	0.020880	-	1.014813
086-008	Hamilton Unified	1.000000	-	(0.006067)	-	-	-	0.020880	-	1.014813
086-009	Hamilton Unified	1.000000	(0.006000)	(0.006067)	-	-	-	0.020880	-	1.008813
086-010	Hamilton Unified	1.000000	(0.006000)	(0.006067)	-	-	-	0.020880	-	1.008813
086-011	Hamilton Unified	1.000000	(0.006000)	(0.006067)	-	-	-	0.020880	-	1.008813
086-012	Hamilton Unified	1.000000	-	(0.006067)	-	-	-	0.020880	-	1.014813
086-013	Hamilton Unified	1.000000	-	(0.006067)	-	-	-	0.020880	-	1.014813
086-014	Hamilton Unified	1.000000	-	(0.006067)	-	-	-	0.020880	-	1.014813
086-016	Hamilton Unified	1.000000	-	(0.006067)	-	-	-	0.020880	-	1.014813
086-017	Hamilton Unified	1.000000	-	(0.006067)	-	-	-	0.020880	-	1.014813
086-018	Hamilton Unified	1.000000	-	(0.006067)	-	-	-	0.020880	-	1.014813
086-019	Hamilton Unified	1.000000	-	(0.006067)	-	-	-	0.020880	-	1.014813
086-020	Hamilton Unified	1.000000	-	(0.006067)	-	-	-	0.020880	-	1.014813
086-021	Hamilton Unified	1.000000	-	(0.006067)	-	-	-	0.020880	-	1.014813
086-022	Hamilton Unified	1.000000	-	(0.006067)	-	-	-	0.020880	-	1.014813
086-023	Hamilton Unified	1.000000	-	(0.006067)	-	-	-	0.020880	-	1.014813
086-024	Hamilton Unified	1.000000	-	(0.006067)	-	-	-	0.020880	-	1.014813
086-025	Hamilton Unified	1.000000	-	(0.006067)	-	-	-	0.020880	-	1.014813
086-026	Hamilton Unified	1.000000	-	(0.006067)	-	-	-	0.020880	-	1.014813

2016-2017 PROPERTY TAX RATES BY TAX RATE AREA CODE

Tax Rate Area Code	Taxing Entity	Countywide Tax Rate	Reclamation District #2047	Hamilton High School Bond	Orland Unified Bond	Plaza Elementary Bond	Princeton Unified Bond	Butte College	Yuba College	TAX RATE 2016-17
086-027	Hamilton Unified	1.000000	-	(0.006067)	-	-	-	0.020880	-	1.014813
086-028	Hamilton Unified	1.000000	-	(0.006067)	-	-	-	0.020880	-	1.014813
086-029	Hamilton Unified	1.000000	-	(0.006067)	-	-	-	0.020880	-	1.014813
086-030	Hamilton Unified	1.000000	-	(0.006067)	-	-	-	0.020880	-	1.014813
086-031	Hamilton Unified	1.000000	-	(0.006067)	-	-	-	0.020880	-	1.014813
086-032	Hamilton Unified	1.000000	-	(0.006067)	-	-	-	0.020880	-	1.014813
086-033	Hamilton Unified	1.000000	-	(0.006067)	-	-	-	0.020880	-	1.014813
086-034	Hamilton Unified	1.000000	-	(0.006067)	-	-	-	0.020880	-	1.014813
086-035	Hamilton Unified	1.000000	-	(0.006067)	-	-	-	0.020880	-	1.014813
086-036	Hamilton Unified	1.000000	-	(0.006067)	-	-	-	0.020880	-	1.014813
086-037	Hamilton Unified	1.000000	-	(0.006067)	-	-	-	0.020880	-	1.014813
086-038	Hamilton Unified	1.000000	-	(0.006067)	-	-	-	0.020880	-	1.014813
086-039	Hamilton Unified	1.000000	-	(0.006067)	-	-	-	0.020880	-	1.014813
086-040	Hamilton Unified	1.000000	-	(0.006067)	-	-	-	0.020880	-	1.014813
086-041	Hamilton Unif (Capay)	1.000000	-	(0.006067)	-	-	-	0.020880	-	1.014813
086-042	Hamilton Unif (Capay)	1.000000	-	(0.006067)	-	-	-	0.020880	-	1.014813
086-043	Hamilton Unif (Capay)	1.000000	-	(0.006067)	-	-	-	0.020880	-	1.014813
086-044	Hamilton Unif (Capay)	1.000000	-	(0.006067)	-	-	-	0.020880	-	1.014813
086-045	Hamilton Unif (Capay)	1.000000	-	(0.006067)	-	-	-	0.020880	-	1.014813
086-046	Hamilton Unif (Capay)	1.000000	-	(0.006067)	-	-	-	0.020880	-	1.014813
086-047	Hamilton Unif (Capay)	1.000000	-	(0.006067)	-	-	-	0.020880	-	1.014813

**GLENN COUNTY TAX RATES LEVIED
FOR 2016-2017 FISCAL YEAR**

CODE AREA	DESCRIPTION	SECURED RATE	UNSECURED RATE
000-001	Unitary/Non-Operative Unitary Average Tax Rate	1.222792	1.208282
000-002	Unitary Property of Regulated Railway Tax Rate	1.222792	1.208282
000-051	Unitary Pipeline Average Tax Rate	1.222792	1.208282
001	A,R,T,U,V,W,X,Y,Z,AA,BB,CC,DD,EE,FF,HH,KK,LL,MM	1.080880	1.080880
002	A,B,E,J,K,M,P,T,GG,NN	1.020880	1.020880
076	A,C,D,F,K,O,T,HH	1.080880	1.080880
077	A,C,D,H,K,T,HH	1.083430	1.086716
079	A,C,D,F,K,O,T,HH	1.080880	1.080880
081	A,K,M,Q,T,II,HH	1.046446	1.052256
083	A,F,O,T,HH	1.026346	1.024935
084	A,D,E,F,I,J,K,L,M,P,Q,T	1.020880	1.020880
086	A,D,G,H,I,K,M,S,T,JJ,HH	1.014813	1.018138
086-041 - 086-047	A,C,H,N,T,JJ,HH	1.014813	1.018138
A	All code areas have a \$42.74 Solid Waste Disposal Fee.		
B	Possible City of Willows Nuisance Abatement and City of Willows Sewer Service Fees.		
C	Possible Orland Rural Fire Special Tax Fee.		
D	Possible Artois Fire Protection Special Tax Fee.		
E	Possible Glenn County Mosquito & VCD Special Tax Fee.		
F	Possible Elk Creek Fire Protection Special Tax Fee.		
G	Possible Butte County Mosquito & VCD Special Tax Fee.		
H	Possible Hamilton Fire Special Tax Fee.		
I	Possible Ord Fire Protection Special Tax Fee.		
J	Possible N. Willows County Service Area Special Assessment Fee.		
K	Possible Colusa Basin Drainage Special Assessment Fee.		
L	Possible N.E. Willows Community Service District Sewer Assessment & Sewer Service Fee.		
M	Possible negative tax rate for Reclamation District #2047		
N	Possible Capay Fire Protection District Special Tax Fee.		
O	Possible Kanawha Fire Protection District Special Tax Fee.		
P	Possible Willows Rural Fire Protection District Special Tax Fee.		
Q	Possible Bayliss Rural Fire Protection District Special Tax Fee.		
R	Possible Meadowood Maint Area Fee.		
S	Possible Pallasades Maint District Fee.		
T	Possible Olive Pest Management District Fee.		
U	Possible Piacentine Maint District Fee		
V	Possible Villa La Michele Maint Dist Fee		
W	Possible Fieldstone Maint Dist Fee		
X	Possible Fairview Maint Dist Fee		
Y	Possible Penbrook Maint Dist Fee		
Z	Possible Parker Maint Dist Fee		
AA	Possible Ledgerwood Estates Maint Dist Fee		
BB	Possible Benson Estates Maint Dist Fee		
CC	Possible Whitehawk Estates Maint Dist Fee		
DD	Possible Orland Park Maint Dist Fee		
EE	Possible Linwood Park Maint Dist Fee		
FF	Possible Blair Estates Maint Dist Fee		
GG	Possible City of Willows Lighting & Landscaping-Birch Street Village Fee.		
HH	Possible Glenn Valley-Wide Mosquito Fee.		
II	Possible Levee District # 2 Fee.		
JJ	Possible Reclamation District No. 2140 Fee.		
KK	Possible Lorenzo Project Maint Dist Fee		
LL	Possible Orland Business Park Maint Dist Fee		
MM	Possible Ike Maint Dist Fee		
NN	Possible Landscaping and Lighting-Wal-Mart		
OO	Possible CEDA PACE-Orland		
PP	Possible German Cemetery Special Tax Fee		

TABLE OF CONTENTS - ALPHABETICAL

- A -

AB 109 Implementation Plan	206
AB 118 Realignment - Social Services	265
AB 2086 Statham Bill	253
AB 8 Property Tax Allocation Chart	9
Accumulated Capital Outlay	119
Additional Financing Sources Detail (Sch 6)	41
Additional Financing Sources Summary (Sch 5)	36
Adoptions Assistance	261
Advertising County Resources	120
Agricultural Commissioner	135
Aid to Indigents / General Assistance	255
Aids Education	252
Air Pollution Control	362
Air Pollution Vehicle Registration	363
Alcohol & Drug Abuse Services	233
Alcohol Abuse Education & Prevention	254
All Funds Summary (Sch 1)	13
Animal Adoption Fee	216
Animal Control	142
Annual Audit	98
Appropriations Limit Compliance	14
Appropriations Limit Compliance, Special Districts	353
Artois Fire District	354
Assessor	99

- B -

Bayliss Fire District	357
Behavioral Health Realignment	245
Board of Supervisors	94
Board Resources	93
Boat Patrol	171
Boating Safety Equipment Grant	172
Budget Requirements by Category Chart	5
Building Inspector	137
Building Standards Admin Fee	173
Business Assistance Revolving Loan	269

- C -

CAD Allocation Admin	279
CAD Allocation JTPA	281
CAD Service Department	320
Cal Boat Launching	116
Cal Fresh Outreach	295
California Children's Services	237
California Waste Management Grant	240
California Water Donation	294
CalWorks Assistance	259
CalWorks Incentive	262
CalWorks Job Development	291
CalWorks MOE	266
CalWorks Work Development	292
Carl Moyer Program	364
Cash Transfers – Public Safety	143
CDBG	318
CDBG	319
CDBG Glenn	268
CDBG Public Works 9760	201
CDBG Reuse	317
Central Services	341
CHAT	299
Child Development Program	276
Child Support Services	204
Clerk of the Board	96
Community Corrections Partnership Planning	205
Community Development	280
Community Services Program	278
Contingency	334
Cooperative Extension	326
COPS in Schools Grant	151
COPS Universal Hiring Grant	150
Coroner	139
County Activity 2007 through 2017 Chart	10
County Administrative Officer	95
County Counsel	100
County Facilities ISF	340

TABLE OF CONTENTS - ALPHABETICAL

- C -

County Library	325
County Services - Facilities Division	124
County Services - Fleet Operations	125
County SLESF Grant	182
Court Consolidation	121
Court Facilities	105
Court Revenues	129
Criminal Facility Construction	217
CSBG 2014	321
CSBG 2015	322
CSBG 2016	307
CSBG 2016	323
CSBG 2017	324
CSBG T&TA	306
CSBG Target Industry AB 109	305
CUPA/ Underground Storage Tanks	212
CWS / CMS Training Lab Project	275

- D -

Data Processing Internal Service Fund	342
Data Processing-Countywide IT Services	111
Data Processing-Finance Network	110
Data Processing-Property Tax System	109
DEA H&S Grant	175
Debt Service – HVAC Energy Conservation Loan	329
Debt Service – Juvenile Facility	332
Debt Service – Megabyte Software	331
Debt Service – Office of Education Admin	330
Debt Service – Telephone System	333
Delinquency Prevention	167
Department Head Directory	3
Department of Finance	97
Department Relocation	122
Development Impact Fees	114
District Attorney	145
District Attorney Insurance Fraud	218
District Attorney Revocation Hearings	207
District Attorney Seizure	199

- D -

District Attorney SLESF Grant	183
DMV Surcharge	186
DNA Identification 76104.7GC, State	189
DNA Identification, County	187
DNA Identification, State	188
DOE Weatherization 2012	310
DOE Weatherization 2014	309
DOE Weatherization 2017	311
Domestic Violence	298
Domestic Violence Trust	277
Drug Abuse Gang Activity Grant	195
Drug Enforcement	193

- E -

Elections Trust	127
Elections, General & Special	102
Elective and Appointive Officers, Directory	3
Emergency Preparedness Grant	231
Emergency Preparedness Grant	241
Employee Benefits	107
Environmental/Consumer Protection	200
ESG CGT Homeless Prevention	301
ESG CGT Transitional Housing	302

- F -

Facilities Maintenance	103
Federal Seizure Grant	194
Financing Uses Detail (Sch 8)	81
Financing Uses Summary (Sch 7)	77
Fish & Game Propagation	211
Fixed Asset Requests	91
Fleet Operations	336
Flood Control	133
Flood Control Maintenance	134
Foster Care Assistance	260
Fund Balance Governmental Funds (Sch 3)	21
Fund Balance Special Districts (Sch 13)	350

TABLE OF CONTENTS - ALPHABETICAL

- G -

General Assistance	255
General Fund Budget Requirements Chart	8
General Insurance	106
GLINTF Federal Forfeiture	197
GLINTF Special Investigations	149
GLINTF State Forfeiture	196
Governmental Funds Summary (Sch 2)	14
Grand Jury	131

- H -

Hamilton Fire District	355
Hamilton Fire Federal Engine	356
HC / CDBG Grant Proceeds	274
Health & Human Services Agency	238
Health & Human Services Agency	337
Health Services Administration	239
Health Services Administration	339
HMS ESG WSDV	300
HOME 2012	316
HOME Glenn	267
Homeland Security Grant 2012	157
Homeland Security Grant 2013	155
Homeland Security Grant 2014	156
Homeland Security Grant 2015	158
Hospital	229
Hospital Preparedness Grant	243
Human Resource Agency	338
HVAC Energy Conservation Loan	329

- I -

IHSS Providers	258
IHSS Public Authority	263
Indigent Defense	132
Infant Car Seat Loan Program	251
In-House Projects	104
Investigative Vehicles	198

- J -

Jail	161
Jail SLESA	174
Jail SLESF 12/13	176
Jail Standards & Training	162
JJCPA Grant	170
Juvenile Facility Donation	190
Juvenile Hall	164
Juvenile Justice Commission	130
Juvenile Probation & Camp Funding	169

- K -

K-9 Donation	179
--------------	-----

- L -

Law Enforcement Discretionary	181
Law Enforcement Donation	178
Law Library	126
Library	325
LiHEAP Assurance 16	308
LiHEAP EHA 14	312
LiHEAP EHA 15	313
LiHEAP EHA 16	314
LiHEAP EHA 17	315
Local Community Corrections	210

- M -

Maternal Child Health	235
Memorial Hall Fund	118
Mental Health	232
Mental Health Services Act	242
Mental Health Trust	249
Micrographics Conversion	203
Mosquito Abatement Assessment Area	244

TABLE OF CONTENTS - ALPHABETICAL

- N -

North Willows County Service Area 361

- O -

OES EMPG Grant 154
 Operating Transfers, Detail of 18
 Ord Bend Launching Facility 117
 Organizational Chart 1
 Orland Airport Enterprise 345
 Orland Airport Special Grant 346

- P -

Partnership Grant - Probation 168
 Pay Schedule 385
 Personnel Department 101
 Planning 141
 Planning & Public Works Agency 225
 Planning & Public Works Permit Center 123
 Population Statistics 11
 Position Allocation List 373
 Probation 163
 Probation DNA Identification 166
 Probation Standards & Training 165
 Property Characteristics 115
 Property Tax Rates 365
 Property Tax Rates by Tax Rate Area Code 366
 PSSF 303
 Public Administrator/Guardian 140
 Public Defender Revocation Hearings 208
 Public Health 230
 Public Safety Augmentation 215

- R -

Realignment - California Children's Services 271
 Realignment - Delinquency Prevention 270
 Realignment - Health 246

- R -

Realignment - Mental Health 248
 Realignment - Welfare Administration 272
 Recorder 138
 Recorder's Modernization 191
 Reserves & Designations Districts (Sch 14) 351
 Reserves & Designations Govt Funds (Sch 4) 26
 RHA Lifeline Outreach 297
 Road Budget by Category 226
 Road Capital Construction 223
 Road Construction & Maintenance 222
 Road Engineers 220
 Road Fund 219
 Road Local Transportation Fund 224
 Road Shop 221

- S -


Safety Projects 113
 SB 678 Community Performance Incentive 185
 Service Center Equipment Reserve 335
 Sheriff 147
 Sheriff Cal-MMET 152
 Sheriff City of Willows MOU 160
 Sheriff Computer 144
 Sheriff Hamilton City Donations 177
 Sheriff SAFE Grant 153
 Sheriff's Civil Division 159
 Sheriff's Dispatch 148
 Sierra Health Foundation 296
 Social Security Redaction Trust 192
 Social Services Administration 257
 Solid Waste Closure Fund 344
 Sources of Financing Chart 6
 Sources of General Purpose Revenue Chart 7
 Special District Budget Summary (Sch 12) 349
 Special Investigations-GLINTF 149
 SSD Family Support Realignment 273
 SSD MOU & Weatherization Services 293

TABLE OF CONTENTS - ALPHABETICAL

- S -		- W -	
SSD Welfare to Work	304	Waste Disposal Enterprise	343
Storm Drain Maintenance #1	359	Water Resources	136
Storm Drain Maintenance #3	360	Water Resources	180
Stuart / Walter Johnson Grant	264	WIA Adult Program	283
Superintendent of Schools	327	WIA Programs	282
Surveyor & Engineer	108	WIA Rapid Response	286
		WIA Starrs 9	290
- T -		WIA Veteran Adults 216	287
Title III Forest Reserves	112	WIA Veteran Dislocated Worker	285
Tobacco Control	250	WIA Veteran Dislocated Worker	288
Trial Court Security	209	WIA Veteran Dislocated Worker	289
Tri-County Bee	214	WIA Youth Program	284
		Willows Airport Enterprise	347
- V -		Willows Airport Special Grant	348
Vegetation & Environmental Mgmt	213	Willows Rural Fire District	358
Vertical Prosecution Grant	146	Women, Infants & Children	236
Veteran's Service Officer	256		
Victim Witness	234	- Y -	
Vital & Health Statistics	202	Youth Offender Intensive Supervision	184

TABLE OF CONTENTS - ALPHABETICAL

This Page Intentionally Left Blank



GLENN COUNTY BOARD OF SUPERVISORS

Willows Memorial Hall, 2nd Floor
525 West Sycamore Street, Suite B1
Willows, CA 95988

John K. Viegas, District 1
Dwight Foltz, District 2
Vince T. Minto, District 3
Keith Corum, District 4
Leigh W. McDaniel, District 5

October 27, 2016

To the Citizens of Glenn County:

In accordance with Government Code Section 29064, also known as the County Budget Act, the Boards of Supervisors within the State of California must approve a recommended budget, with all revisions they deem necessary, by June 30 of each year. In order to meet this requirement, the Glenn County Board of Supervisors provided direction to its Director of Finance at their regular meeting on February 16, 2016.

Using baseline budget appropriations for salaries and benefits, A-87 activities, County Facilities and Data Processing allocations the Departments were presented budget work papers with instructions to prepare balanced budgets for fiscal year 2016-2017 for each of their departments. Those work papers were returned to the Department of Finance ("DOF") in mid-April, where they were consolidated into a single document reflecting the Department Heads' proposals. Using revenue and appropriation estimates provided by both the DOF and the Department Heads, there was a projected General Fund shortfall of \$2,866,650 that excluded \$197,042 of requested enhancements.

The total of the combined County's budgets for operations, capital facilities and debt service is \$114.1 million or \$6.3 million more than 2015-2016 due principally to special revenue funds. In coping with the General Fund shortfall and to maintain levels of service in all departments including public safety, keeping whole its support for city-run libraries, and Cooperative Extension support for agriculture and 4-H programs, the Board was forced to use all Fund Balance carryover, freeze certain vacant positions, and use \$873,000 of one-time monies.

Some expenditures of note within this year's budget:

- Public Safety
 - General Fund \$13,613,663
 - Non General Fund 4,437,647
- Capital Facility Maintenance \$ 329,079
- Libraries \$ 150,401
- Cooperative Extension \$ 265,447
- Flood Control Maintenance \$ 30,000

The 2016-2017 adopted budget is a balanced fiscal plan for Glenn County. This plan brings together federal, state, and local objectives, and provides a strategy for the coming year. We encourage public input, comments and concerns to our Board. We are dedicated to the following values, "Doing right by the people, Striving always to be better, Making democracy work, and Creating and nurturing diversity." We believe the 2016-2017 adopted budget reflects these values.

Sincerely,

GLENN COUNTY BOARD OF SUPERVISORS


Keith Corum, Vice Chairman

~ The County of Glenn is an Equal Opportunity Provider ~

Office (530) 934-6400 * Fax (530) 934-6419 * e-mail: gcboard@countyofglenn.net * website: www.countyofglenn.net

TABLE OF CONTENTS - NUMERIC

- BUDGET SCHEDULES -

- BUDGET UNITS -

AB 8 Property Tax Allocation Chart	9	01011070 - Assessor	99
All Funds Summary (Sch 1)	13	01011080 - County Counsel	100
Appropriations Limit Compliance	14	01011090 - Personnel Department	101
Appropriations Limit Compliance, Special Districts	353	01011100 - Elections, General & Special	102
Budget Requirements by Category Chart	5	01011120 - Facilities Maintenance	103
County Activity 2007 through 2017 Chart	10	01011121 - In-House Projects	104
Department Head Directory	3	01011124 - Court Facilities	105
Detail of Additional Financing Sources (Sch 6)	41	01011150 - General Insurance	106
Detail of Financing Uses (Sch 8)	81	01011170 - Employee Benefits	107
Fixed Asset Requests	91	01011180 - Surveyor & Engineer	108
Fund Balance Governmental Funds (Sch 3)	21	01011200 - Data Processing-Property Tax System	109
Fund Balance Special Districts (Sch 13)	350	01011201 - Data Processing-Finance Network	110
General Fund Budget Requirements Chart	8	01011203 - Data Processing-Countywide IT Service	111
Governmental Funds Summary (Sch 2)	14	01012040 - Court Revenues	129
Operating Transfers, Detail of	18	01012050 - Juvenile Justice Commission	130
Organizational Chart	1	01012060 - Grand Jury	131
Pay Schedule	385	01012100 - Indigent Defense	132
Population Statistics	11	01012170 - Flood Control	133
Position Allocation List	373	01012170 - Flood Control Maintenance	134
Property Tax Rates	365	01012180 - Agricultural Commissioner	135
Property Tax Rates by Tax Rate Area Code	366	01012181 - Water Resources	136
Reserves & Designations Districts (Sch 14)	351	01012200 - Building Inspector	137
Reserves & Designations Govt Funds (Sch 4)	26	01012220 - Recorder	138
Road Budget by Category	226	01012230 - Coroner	139
Sources of Financing Chart	6	01012240 - Public Administrator/Guardian	140
Sources of General Purpose Revenue Chart	7	01012280 - Planning	141
Special District Budget Summary (Sch 12)	349	01012290 - Animal Control	142
Summary of Additional Financing Sources (Sch 5)	36	01014022 - Hospital	229
Summary of Financing Uses (Sch 7)	77	01015090 - Aid to Indigents / General Assistance	255
		01015180 - Veteran's Service Officer	256
		01016040 - County Library	325
		01016050 - Cooperative Extension	326
		01017020 - Contingency	334
		01024010 - Public Health	230
		01024011 - Emergency Preparedness	231
		01024012 - Mental Health	232
		01024014 - Alcohol & Drug Abuse Services	233
		01024018 - Victim Witness	234

- BUDGET UNITS -

TABLE OF CONTENTS - NUMERIC

- BUDGET UNITS -

- BUDGET UNITS -

01024020 - Maternal Child Health	235	01042361 - Boating Safety Equipment Grant	172
01024025 - Women, Infants & Children	236	01050347 - CalWorks Incentive	262
01024170 - California Children's Services	237	01051000 - Title III Forest Reserves	112
01024300 - Health & Human Services Admin	238	01051020 - Building Standards Admin Fee	173
01024400 - Health Services Administration	239	01051080 - Safety Projects	113
01025010 - Social Services Administration	257	01052000 - Development Impact Fees	114
01025011 - IHSS Providers	258	01052125 - Jail SLESF 13/14	174
01025020 - CalWorks Assistance	259	01052127 - DEA H&S Grant	175
01025030 - Foster Care Assistance	260	01052129 - Jail SLESF 12/13	176
01025280 - Adoptions Assistance	261	01052130 - Sheriff Hamilton City Donations	177
01041005 - Cash Transfers – Public Safety	143	01052134 - Law Enforcement Donation	178
01041201 - Sheriff & Probation Computer	144	01052135 - K-9 Donation	179
01042090 - District Attorney	145	01052182 - Water Resources	180
01042091 - Vertical Prosecution Grant	146	01052545 - Law Enforcement Discretionary	181
01042110 - Sheriff	147	01052550 - County SLESF Grant	182
01042113 - Sheriff's Dispatch	148	01052552 - District Attorney SLESF Grant	183
01042114 - Special Investigations-GLINTF	149	01052557 - Youth Offender Intensive Supervision	184
01042115 - COPS Universal Hiring Grant	150	01052558 - SB678 Comm. Performance Incentive	185
01042116 - COPS in Schools Grant	151	01052570 - DMV Surcharge	186
01042120 - Sheriff Cal-MMET	152	01052600 - DNA Identification, County	187
01042121 - Sheriff SAFE Grant	153	01052601 - DNA Identification, State	188
01042122 - OES EMPG Grant	154	01052602 - DNA Identification 76104.7GC, State	189
01042127 - Homeland Security Grant 2013	155	01053440 - Property Characteristics	115
01042128 - Homeland Security Grant 2014	156	01054010 - California Waste Management Grant	240
01042132 - Homeland Security Grant 2012	157	01054011 - Emergency Preparedness Grant	241
01042133 - Homeland Security Grant 2015	158	01054012 - Mental Health Services Act	242
01042135 - Sheriff's Civil Division	159	01054015 - Hospital Preparedness Grant	243
01042138 - Sheriff - City of Willows MOU	160	01054045 - Mosquito Abatement Assessment Area	244
01042140 - Jail	161	01054110 - Juvenile Facility Donation	190
01042142 - Jail Standards & Training	162	01054380 - Recorder's Modernization	191
01042150 - Probation	163	01054385 - Social Security Redaction Trust	192
01042155 - Juvenile Hall	164	01054400 - Drug Enforcement	193
01042156 - Probation Standards & Training	165	01054401 - Federal Seizure Grant	194
01042157 - Probation DNA Identification	166	01054404 - Drug Abuse Gang Activity Grant	195
01042158 - Delinquency Prevention	167	01054406 - GLINTF State Forfeiture	196
01042164 - Partnership Grant - Probation	168	01054407 - GLINTF Federal Forfeiture	197
01042168 - Juvenile Probation & Camp Funding	169	01054410 - Investigative Vehicles	198
01042170 - JJCPA Grant	170	01054420 - District Attorney Seizure	199
01042360 - Boat Patrol	171	01054425 - Environmental/Consumer Protection	200

TABLE OF CONTENTS - NUMERIC

- BUDGET UNITS -

- BUDGET UNITS -

01054600 - CDBG Public Works 9760	201	02040206 - Orland Airport Special Grant	346
01054620 - Cal Boat Launching	116	02040207 - Willows Airport Enterprise	347
01054621 - Ord Bend Launching Facility	117	02040208 - Willows Airport Special Grant	348
01054680 - Vital & Health Statistics	202	02190000 - Service Center Equipment Reserve	335
01054840 - Memorial Hall Fund	118	02200000 - Fleet Operations	336
01054890 - Micrographics Conversion	203	02210000 - CUPA/ Underground Storage Tanks	212
01055011 - IHSS Public Authority	263	02220000 - Vegetation & Environmental Mgmt	213
01055012 - SSD Stuart Foundation Grant	264	02224170 - Tri-County Bee	214
01055340 - Child Support Services	204	02230000 - Health & Human Services Agency	337
01061000 - Comm. Comm Partnership Planning	205	02240000 - Human Resource Agency	338
01061050 - AB109 Implementation Plan	206	02250000 - Health Services Administration	339
01062090 - District Attorney Revocation Hearings	207	02260000 - Planning & Public Works Agency	225
01062100 - Public Defender Revocation Hearings	208	02261000 - PPWA Permit Center	123
01062136 - Trial Court Security	209	02261100 - County Services-Facilities Division	124
01062150 - Local Community Corrections	210	02261120 - County Facilities Internal Service Fund	340
01064211 - Behavioral Health Realignment	245	02262200 - County Services-Fleet Operations	125
01065010 - AB 118 Realignment - Social Services	265	02270000 - Central Services	341
01065220 - CalWorks MOE	266	02280000 - Data Processing Internal Service Fund	342
01200000 - Road Fund	219	02390000 - HOME Glenn	267
01201000 - Road Engineers	220	02420000 - CDBG Glenn	268
01202000 - Road Shop	221	02800000 - Business Assistance Revolving Loan	269
01203010 - Road Construction & Maintenance	222	03380000 - Public Safety Augmentation	215
01203012 - Road Capital Construction	223	03402151 - Realignment-Delinquency Prevention	270
01203014 - Road Local Transportation Fund	224	03404170 - Realignment-CA Children's Services	271
01301130 - Accumulated Capital Outlay	119	03405010 - Realignment-Welfare Administration	272
01401140 - Advertising County Resources	120	03415010 - SSD Family Support Realignment	273
01602270 - Fish & Game Propagation	211	03420000 - HC/CDBG Grant Proceeds	274
01751135 - Court Consolidation	121	03485000 - CWS/CMS Training Lab Project	275
01751150 - Department Relocation	122	03540000 - Animal Adoption Fee	216
01811121 - Debt Service – HVAC Energy Conserv	329	03700000 - Realignment-Health Trust	246
01811137 - Debt Service – Office of Ed Admin	330	03704010 - Realignment-Health	247
01811141 - Debt Service – Megabyte Software	331	03714012 - Realignment-Mental Health	248
01811145 - Debt Service – Juvenile Facility	332	04100000 - Law Library	126
01811146 - Debt Service – Telephone System	333	04290000 - Child Development Program	276
01906020 - Superintendent of Schools	327	04350000 - Mental Health Trust	249
02000000 - Waste Disposal Enterprise	343	04450000 - Tobacco Control	250
02010000 - Solid Waste Closure Fund	344	04530000 - Criminal Facility Construction	217
02040205 - Orland Airport Enterprise	345	04610000 - Infant Car Seat Loan Program	251

TABLE OF CONTENTS - NUMERIC

- BUDGET UNITS -

- BUDGET UNITS -

04690000 - DA Insurance Fraud Trust	218	04999570 - SSD Welfare Work CS 98/99	304
04750000 - Elections Trust	127	04999588 - CSBG Target Industry AB109	305
04880000 - Aids Education	252	04999589 - CSBG T&TA	306
04900000 - Domestic Violence Trust	277	04999599 - CSBG Discretionary 2016	307
04940000 - AB 2086 Statham Bill	253	04999603 - LiHeap Assurance 16	308
04950000 - Alcohol Abuse Education Prevention	254	04999612 - DOE Weatherization 2014	309
04990000 - Community Services Program	278	04999613 - DOE Weatherization 2012	310
04999100 - CAD Allocation Admin	279	04999614 - DOE Weatherization 2017	311
04999105 - Community Development	280	04999640 - LiHeap EHA 14	312
04999110 - CAD Allocation JTPA	281	04999641 - LiHeap EHA 15	313
04999200 - WIA Programs	282	04999642 - LiHeap EHA 16	314
04999250 - WIA Adult Program	283	04999643 - LiHeap EHA 17	315
04999251 - WIA Youth Program	284	04999657 - HOME 2012	316
04999252 - WIA Dislocated Worker	285	04999710 - CDBG Reuse	317
04999253 - WIA Rapid Response	286	04999720 - CDBG	318
04999285 - WIA Veteran Adults 216	287	04999722 - CDBG	319
04999286 - WIA Veteran Dislocated Worker	288	04999800 - CAD Service Department	320
04999287 - WIA Dislocated Worker	289	04999830 - CSBG 2014	321
04999289 - WIA STARRS 9	290	04999831 - CSBG 2015	322
04999311 - CalWorks Job Development	291	04999832 - CSBG 2016	323
04999313 - CalWorks Work Development	292	04999833 - CSBG 2017	324
04999350 - SSD MOU & Weatherization Services	293	05010000 - Artois Fire District	354
04999426 - California Water Donation	294	05022000 - Hamilton Fire District	355
04999432 - CalFresh Outreach	295	05022001 - Hamilton Fire Federal Engine	356
04999472 - Sierra Health Foundation	296	05022010 - Bayliss Fire District	357
04999516 - RHA Lifeline Outreach	297	05050000 - Willows Rural Fire District	358
04999532 - Domestic Violence	298	05110000 - Storm Drain Maintenance #1	359
04999540 - CHAT	299	05130000 - Storm Drain Maintenance #3	360
04999559 - HMIS ESG WSDV	300	05140000 - North Willows County Service Area	361
04999560 - ESG CGT Homeless Prevention	301	05210000 - Air Pollution Control	362
04999560 - ESG CGT Transitional Housing	302	05210241 - Air Pollution Vehicle Registration	363
04999569 - PSSF	303	05211000 - Carl Moyer Program	364